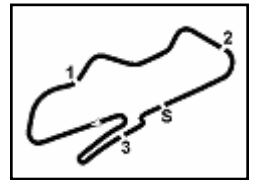




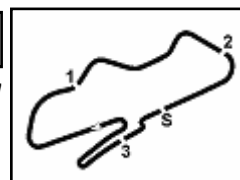
**Prosecco DOC UK Round, 12-14 July 2024**

**Entry List**



Donington Park 4.023 m

No.	Rider	Team	Bike	Class
1	<b>2 COMPTON</b> Djon	BMW Dubai	BMW - F900 R	
2	<b>4 RUTTER</b> Michael	Bathams Racing	BMW - F900 R	
3	<b>6 HASLER</b> Peter	Team ART OF RACING	BMW - F900 R	
4	<b>8 EVANS</b> mARK	TITAN BEDS RACING	BMW - F900 R	
5	<b>9 ASHINGTON</b> Jordan	Jordz Racing	BMW - F900 R	
6	<b>10 GLOSSOP</b> David	HelloDave Racing	BMW - F900 R	
7	<b>11 CARSON</b> Scott	Team Cryosol	BMW - F900 R	
8	<b>13 SHEILS</b> Derek	Team ART OF RACING	BMW - F900 R	
9	<b>14 VELLA</b> Liam	2 Strokes Racing	BMW - F900 R	
10	<b>16 HANKS-ELLIOT</b> Jamie	FHO Racing BMW Motorrad	BMW - F900 R	
11	<b>19 BASTABLE</b> Simon	WSC Performance BMW	BMW - F900 R	
12	<b>21 PLUMLEY</b> Bevan	A&B Racing POWERED BY HMY	BMW - F900 R	
13	<b>24 SMITH</b> Kieram	Bowker Motorrad / Bathams Racing	BMW - F900 R	
14	<b>25 STRUDWICK</b> Thomas	Case Moto BMW	BMW - F900 R	
15	<b>27 BELLOSSI</b> Giovanni	Team AOR	BMW - F900 R	
16	<b>28 DUDMAN</b> John	CIRENCESTER	BMW - F900 R	
17	<b>30 MCNEALY</b> Rob	McNealy Brown Ltd	BMW - F900 R	
18	<b>32 FIRTH</b> Andrew	IMP Racing	BMW - F900 R	
19	<b>33 BOOTH</b> Andy	ARBRacing.com/Thompson Haulage Ltd	BMW - F900 R	
20	<b>37 BURREL</b> Barry	Halliwell Jones Mororrad	BMW - F900 R	
21	<b>44 PREBBE</b> Harley	Harley Prebbe Racing / 2 Strokes Racing	BMW - F900 R	
22 *	<b>50 SMITH</b> Robert	SCH MotoPrep	BMW - F900 R	
23	<b>55 VIVEIROS</b> Tyler	Army Motorcycle Road Race Team	BMW - F900 R	
24	<b>56 SMITH</b> Mike	Smiffs Garage	BMW - F900 R	
25	<b>58 DEVOMPORT</b> Lee	Team ART OF RACING	BMW - F900 R	
26	<b>59 VAREY</b> Robert	Stanford Fastine	BMW - F900 R	
27	<b>60 LACEY</b> Oliver	ChurchillSC / RoyPidcockBMW	BMW - F900 R	
28	<b>65 CDATES</b> Nikki	AOR Racing / Emie Cates Trak Days	BMW - F900 R	
29	<b>66 CARNELL</b> Joe	CRT	BMW - F900 R	
30	<b>70 CRAMPTON</b> Dave	Dave Crampton Racing	BMW - F900 R	
31	<b>72 FORD</b> Gary	72 Racelife	BMW - F900 R	
32	<b>73 KELLY</b> James	Team ART OF RACING	BMW - F900 R	
33	<b>74 MCFARLANE</b> Scott	True Heroes Racing	BMW - F900 R	
34	<b>75 SMITH</b> Christian	SCH Motoprep / Bathams Racing	BMW - F900 R	
35	<b>76 HEATH</b> Nick	HDD Racing	BMW - F900 R	
36	<b>77 ELLISON</b> James	Team SBR / Bathams Racing	BMW - F900 R	
37	<b>79 O'MARA</b> James	BRP Racing - Alton Compressors	BMW - F900 R	
38	<b>82 BULL</b> James	Ready4Racing Vision	BMW - F900 R	
39	<b>83 WALTON</b> Joe	KBP Racing	BMW - F900 R	
40	<b>88 JOHNSON</b> Mason	Johnson Racing	BMW - F900 R	
41	<b>92 LEE</b> Jim	OWR Racing	BMW - F900 R	
42	<b>94 PEARSON</b> Alex	Pearson Racing	BMW - F900 R	
43 *	<b>95 MCKENZIE</b> Nial	Bathams Racing	BMW - F900 R	
44	<b>99 CLEARY</b> James	JCR Motorsport	BMW - F900 R	



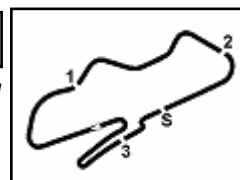
No.	Rider	Nat	Team	Bike	Time	Gap	Rel.	Laps	Speed	
									Avg	Max
1	<b>25</b> T. <b>STRUDWICK</b>		Case Moto BMW	BMW - F900 R	<b>1'37.664</b>			14	148,292	<b>212,2</b>
2	<b>37</b> B. <b>BURREL</b>		Halliwel Jones Mororrad	BMW - F900 R	<b>1'38.401</b>	0.737	0.737	14	147,181	<b>204,2</b>
3	<b>65</b> N. <b>COATES</b>		ADR Racing / Emie Cates Trak Days	BMW - F900 R	<b>1'38.421</b>	0.757	0.020	15	147,152	<b>206,9</b>
4	<b>59</b> R. <b>VAREY</b>		Stanford Fastine	BMW - F900 R	<b>1'38.740</b>	1.076	0.319	14	146,676	<b>205,3</b>
5	<b>4</b> M. <b>RUTTER</b>		Bathams Racing	BMW - F900 R	<b>1'39.024</b>	1.360	0.284	14	146,255	<b>203,4</b>
6	<b>75</b> C. <b>SMITH</b>		SCH Motoprep / Bathams Racing	BMW - F900 R	<b>1'39.053</b>	1.389	0.029	12	146,213	
7	<b>88</b> M. <b>JOHNSON</b>		Johnson Racing	BMW - F900 R	<b>1'39.245</b>	1.581	0.192	13	145,930	<b>213,9</b>
8	<b>77</b> J. <b>ELLISON</b>		Team SBR / Bathams Racing	BMW - F900 R	<b>1'39.318</b>	1.654	0.073	12	145,823	<b>209,7</b>
9	<b>24</b> K. <b>SMITH</b>		Bowker Motorrad / Bathams Racing	BMW - F900 R	<b>1'39.482</b>	1.818	0.164	11	145,582	<b>203,4</b>
10	<b>13</b> D. <b>SHEILS</b>		Team ART OF RACING	BMW - F900 R	<b>1'39.943</b>	2.279	0.461	12	144,911	<b>203,8</b>
11	<b>79</b> J. <b>O'MARA</b>		BRP Racing - Alton Compressors	BMW - F900 R	<b>1'39.959</b>	2.295	0.016	12	144,887	<b>208,9</b>
12	<b>73</b> J. <b>KELLY</b>		Team ART OF RACING	BMW - F900 R	<b>1'40.397</b>	2.733	0.438	11	144,255	<b>204,2</b>
13	<b>11</b> S. <b>CARSON</b>		Team Cryosol	BMW - F900 R	<b>1'40.504</b>	2.840	0.107	13	144,102	<b>207,7</b>
14	<b>94</b> A. <b>PEARSON</b>		Pearson Racing	BMW - F900 R	<b>1'40.896</b>	3.232	0.392	14	143,542	<b>210,1</b>
15	<b>30</b> R. <b>MCNEALY</b>		McNealy Brown Ltd	BMW - F900 R	<b>1'41.067</b>	3.403	0.171	11	143,299	<b>201,1</b>
16	<b>56</b> M. <b>SMITH</b>		Smiff's Garage	BMW - F900 R	<b>1'41.139</b>	3.475	0.072	14	143,197	<b>200,7</b>
17	<b>2</b> D. <b>COMPTON</b>		BMW Dubai	BMW - F900 R	<b>1'41.574</b>	3.910	0.435	5	142,584	<b>202,6</b>
18	<b>44</b> H. <b>PREBBE</b>		Harley Prebbe Racing / 2 Strokes Racing	BMW - F900 R	<b>1'41.653</b>	3.989	0.079	14	142,473	<b>206,1</b>
19	<b>58</b> L. <b>DEVOMPORT</b>		Team ART OF RACING	BMW - F900 R	<b>1'41.656</b>	3.992	0.003	13	142,469	<b>204,9</b>
20	<b>82</b> J. <b>BULL</b>		Ready4Racing Vision	BMW - F900 R	<b>1'41.713</b>	4.049	0.057	11	142,389	<b>208,1</b>
21	<b>21</b> B. <b>PLUMLEY</b>		A&B Racing POWERED BY HMY	BMW - F900 R	<b>1'41.957</b>	4.293	0.244	13	142,048	<b>209,3</b>
22	<b>95</b> N. <b>MCKENZIE</b>		Bathams Racing	BMW - F900 R	<b>1'42.094</b>	4.430	0.137	13	141,858	<b>200,7</b>
23	<b>16</b> J. <b>HANKS-ELLIOT</b>		FHO Racing BMW Motorrad	BMW - F900 R	<b>1'42.188</b>	4.524	0.094	12	141,727	<b>205,7</b>
24	<b>83</b> J. <b>WALTON</b>		KBP Racing	BMW - F900 R	<b>1'42.225</b>	4.561	0.037	12	141,676	<b>198,9</b>
25	<b>19</b> S. <b>BASTABLE</b>		WSC Performance BMW	BMW - F900 R	<b>1'42.759</b>	5.095	0.534	11	140,939	<b>199,3</b>
26	<b>14</b> L. <b>VELLA</b>		2 Strokes Racing	BMW - F900 R	<b>1'42.911</b>	5.247	0.152	10	140,731	<b>208,5</b>
27	<b>6</b> P. <b>HASLER</b>		Team ART OF RACING	BMW - F900 R	<b>1'43.097</b>	5.433	0.186	14	140,477	<b>204,9</b>
28	<b>8</b> m. <b>EVANS</b>		TITAN BEDS RACING	BMW - F900 R	<b>1'43.537</b>	5.873	0.440	13	139,880	<b>204,9</b>
29	<b>72</b> G. <b>FORD</b>		72 Racelife	BMW - F900 R	<b>1'43.777</b>	6.113	0.240	10	139,557	<b>200,7</b>
30	<b>66</b> J. <b>CARNELL</b>		CRT	BMW - F900 R	<b>1'43.858</b>	6.194	0.081	13	139,448	<b>195,3</b>
31	<b>55</b> T. <b>VIVEIROS</b>		Army Motorcycle Road Race Team	BMW - F900 R	<b>1'43.916</b>	6.252	0.058	10	139,370	<b>203,0</b>
32	<b>28</b> J. <b>DUDMAN</b>		CIRENCESTER	BMW - F900 R	<b>1'44.454</b>	6.790	0.538	14	138,652	<b>199,3</b>
33	<b>70</b> D. <b>CRAMPTON</b>		Dave Crampton Racing	BMW - F900 R	<b>1'44.867</b>	7.203	0.413	13	138,106	<b>200,7</b>
34	<b>60</b> D. <b>LACEY</b>		ChurchillSC / RoyPidcockBMW	BMW - F900 R	<b>1'44.901</b>	7.237	0.034	8	138,062	<b>198,9</b>
35	<b>10</b> D. <b>GLOSSOP</b>		HelloDave Racing	BMW - F900 R	<b>1'45.320</b>	7.656	0.419	12	137,512	<b>205,3</b>
36	<b>50</b> R. <b>SMITH</b>		SCH MotoPrep	BMW - F900 R	<b>1'45.489</b>	7.825	0.169	13	137,292	<b>197,8</b>
37	<b>9</b> J. <b>ASHINGTON</b>		Jordz Racing	BMW - F900 R	<b>1'45.599</b>	7.935	0.110	7	137,149	<b>202,2</b>
38	<b>99</b> J. <b>CLEARY</b>		JCR Motorsport	BMW - F900 R	<b>1'45.707</b>	8.043	0.108	12	137,009	<b>202,6</b>
39	<b>92</b> J. <b>LEE</b>		OWR Racing	BMW - F900 R	<b>1'45.763</b>	8.099	0.056	13	136,936	<b>199,3</b>
40	<b>76</b> N. <b>HEATH</b>		HOD Racing	BMW - F900 R	<b>1'45.875</b>	8.211	0.112	12	136,791	<b>202,2</b>
41	<b>32</b> A. <b>FIRTH</b>		IMP Racing	BMW - F900 R	<b>1'46.689</b>	9.025	0.814	11	135,748	<b>203,0</b>
42	<b>33</b> A. <b>BOOTH</b>		ARBRacing.com/Thompson Haulage Ltd	BMW - F900 R	<b>1'48.685</b>	11.021	1.996	13	133,255	<b>204,2</b>
43	<b>27</b> G. <b>BELLOSSI</b>		Team AOR	BMW - F900 R	<b>1'49.662</b>	11.998	0.977	12	132,068	<b>196,0</b>
44	<b>74</b> S. <b>McFARLANE</b>		True Heroes Racing	BMW - F900 R				0		

N. 9 - 75 TRANSPONDER NOT WORKING  
N. 58 - 60 TRANSPONDER BATTERY IS LOW

AIR	Humidity:	69%	Temp:	16°C
TRACK	Condition:	Dry	Temp:	21°C

Start 12:10 End 12:37 The results are provisional until the end of the time limit for protests and appeals and the completion of the technical checks.

These data/results cannot be reproduced, stored and/or transmitted in whole or in part by any manner of electronic, mechanical, photocopying, recording, broadcasting or otherwise now known or herein after developed without the previous express consent by the copyright owner, except for reproduction in daily press and regular printed publications on sale to the public within 60 days of the event related to those data/results and always provided that copyright symbol appears together as follows below.



**Session Highlights**

Local Time	No. Rider	Description
12.10.00		Start of Session
12.13.45	<b>70</b> D. <b>CRAMPTON</b>	#70 Transponder NOT Working
12.13.46	<b>75</b> C. <b>SMITH</b>	#75 Transponder NOT Working
12.15.44	<b>30</b> R. <b>MCNEALY</b>	#30 Transponder NOT Working
12.17.37	<b>30</b> R. <b>MCNEALY</b>	#30 Transponder NOT Working
12.17.37	<b>75</b> C. <b>SMITH</b>	#75 Transponder NOT Working
12.20.28	<b>59</b> R. <b>VAREY</b>	#59 Lap Time Cancelled for track limits
12.22.49	<b>2</b> D. <b>COMPTON</b>	#2 Crashed - Turn 9
12.25.44	<b>66</b> J. <b>CARNELL</b>	#66 Lap Cancelled [1'47.419] - Shortcut on Turn 9
12.29.30	<b>75</b> C. <b>SMITH</b>	#75 Transponder NOT Working
12.32.22	<b>73</b> J. <b>KELLY</b>	#73 Lap Cancelled [1'42.697] - Shortcut on Turn 9
12.35.38	<b>16</b> J. <b>HANKS-ELLIOT</b>	#16 Lap Cancelled [1'44.407] - Exceeded Track Limits - Turn 10
12.36.49	<b>58</b> L. <b>DEVOMPORT</b>	#58 Transponder battery is low
12.36.50	<b>60</b> O. <b>LACEY</b>	#60 Transponder battery is low
12.37.32		End of Session

**Fastest Laps Sequence**

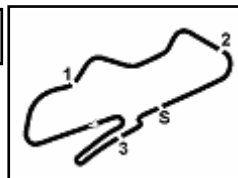
No.	Rider	Nat	Team	Bike	Local Time	Time	Gap	Avg
<b>59</b>	R. <b>VAREY</b>		Stanford Fastine	BMW - F900 R	12:13'25.168	<b>1'40.869</b>		143,580
<b>37</b>	B. <b>BURREL</b>		Halliwell Jones Mororrad	BMW - F900 R	12:13'26.667	<b>1'40.137</b>	-0.732	144,630
<b>59</b>	R. <b>VAREY</b>		Stanford Fastine	BMW - F900 R	12:15'05.182	<b>1'40.014</b>	-0.123	144,808
<b>65</b>	N. <b>COATES</b>		ADR Racing / Emie Cates Trak Days	BMW - F900 R	12:15'10.798	<b>1'39.986</b>	-0.028	144,848
<b>59</b>	R. <b>VAREY</b>		Stanford Fastine	BMW - F900 R	12:16'44.871	<b>1'39.689</b>	-0.297	145,280
<b>37</b>	B. <b>BURREL</b>		Halliwell Jones Mororrad	BMW - F900 R	12:16'47.017	<b>1'39.097</b>	-0.592	146,148
<b>37</b>	B. <b>BURREL</b>		Halliwell Jones Mororrad	BMW - F900 R	12:18'25.686	<b>1'38.669</b>	-0.428	146,782
<b>65</b>	N. <b>COATES</b>		ADR Racing / Emie Cates Trak Days	BMW - F900 R	12:20'07.649	<b>1'38.421</b>	-0.248	147,152
<b>25</b>	T. <b>STRUDWICK</b>		Case Moto BMW	BMW - F900 R	12:22'18.563	<b>1'38.404</b>	-0.017	147,177
<b>25</b>	T. <b>STRUDWICK</b>		Case Moto BMW	BMW - F900 R	12:25'34.841	<b>1'37.664</b>	-0.740	148,292

12/07/2024 Start 12:10 End 12:37 The results are provisional until the end of the time limit for protests and appeals and the completion of the technical checks.

These data/results cannot be reproduced, stored and/or transmitted in whole or in part by any manner of electronic, mechanical, photocopying, recording, broadcasting or otherwise now known or herein after developed without the previous express consent by the copyright owner, except for reproduction in daily press and regular printed publications on sale to the public within 60 days of the event related to those data/results and always provided that copyright symbol appears together as follows below.



**Prosecco DOC UK Round, 12-14 July 2024  
Best Sectors & Speed Free Practice**



Donington Park 4.023 m

**BEST LAP**

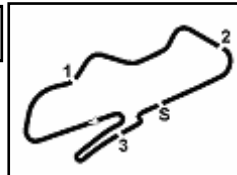
1	<b>25</b>	T. STRUDWICK	BMW - F900 R	1'37.664
2	<b>37</b>	B. BURREL	BMW - F900 R	1'38.401
3	<b>65</b>	N. COATES	BMW - F900 R	1'38.421
4	<b>59</b>	R. VAREY	BMW - F900 R	1'38.740
5	<b>4</b>	M. RUTTER	BMW - F900 R	1'39.024
6	<b>75</b>	C. SMITH	BMW - F900 R	1'39.053
7	<b>88</b>	M. JOHNSON	BMW - F900 R	1'39.245
8	<b>77</b>	J. ELLISON	BMW - F900 R	1'39.318
9	<b>24</b>	K. SMITH	BMW - F900 R	1'39.482
10	<b>13</b>	D. SHEILS	BMW - F900 R	1'39.943
11	<b>79</b>	J. O'MARA	BMW - F900 R	1'39.959
12	<b>73</b>	J. KELLY	BMW - F900 R	1'40.397
13	<b>11</b>	S. CARSON	BMW - F900 R	1'40.504
14	<b>94</b>	A. PEARSON	BMW - F900 R	1'40.896
15	<b>30</b>	R. MCNEALY	BMW - F900 R	1'41.067
16	<b>56</b>	M. SMITH	BMW - F900 R	1'41.139
17	<b>2</b>	D. COMPTON	BMW - F900 R	1'41.574
18	<b>44</b>	H. PREBBE	BMW - F900 R	1'41.653
19	<b>58</b>	L. DEVOMPORT	BMW - F900 R	1'41.656
20	<b>82</b>	J. BULL	BMW - F900 R	1'41.713
21	<b>21</b>	B. PLUMLEY	BMW - F900 R	1'41.957
22	<b>95</b>	N. MCKENZIE	BMW - F900 R	1'42.094
23	<b>16</b>	J. HANKS-ELLIOT	BMW - F900 R	1'42.188
24	<b>83</b>	J. WALTON	BMW - F900 R	1'42.225
25	<b>19</b>	S. BASTABLE	BMW - F900 R	1'42.759
26	<b>14</b>	L. VELLA	BMW - F900 R	1'42.911
27	<b>6</b>	P. HASLER	BMW - F900 R	1'43.097
28	<b>8</b>	m. EVANS	BMW - F900 R	1'43.537
29	<b>72</b>	G. FORD	BMW - F900 R	1'43.777
30	<b>66</b>	J. CARNELL	BMW - F900 R	1'43.858
31	<b>55</b>	T. VIVEIROS	BMW - F900 R	1'43.916
32	<b>28</b>	J. DUDMAN	BMW - F900 R	1'44.454
33	<b>70</b>	D. CRAMPTON	BMW - F900 R	1'44.867
34	<b>60</b>	D. LACEY	BMW - F900 R	1'44.901
35	<b>10</b>	D. GLOSSOP	BMW - F900 R	1'45.320
36	<b>50</b>	R. SMITH	BMW - F900 R	1'45.489
37	<b>9</b>	J. ASHINGTON	BMW - F900 R	1'45.599
38	<b>99</b>	J. CLEARY	BMW - F900 R	1'45.707
39	<b>92</b>	J. LEE	BMW - F900 R	1'45.763
40	<b>76</b>	N. HEATH	BMW - F900 R	1'45.875
41	<b>32</b>	A. FIRTH	BMW - F900 R	1'46.689
42	<b>33</b>	A. BOOTH	BMW - F900 R	1'48.685
43	<b>27</b>	G. BELLOSSI	BMW - F900 R	1'49.662
44	<b>74</b>	S. MCFARLANE	BMW - F900 R	

**SPEED**

1	<b>88</b>	M. JOHNSON	BMW - F900 R	213,9
2	<b>25</b>	T. STRUDWICK	BMW - F900 R	212,2
3	<b>94</b>	A. PEARSON	BMW - F900 R	210,1
4	<b>77</b>	J. ELLISON	BMW - F900 R	209,7
5	<b>21</b>	B. PLUMLEY	BMW - F900 R	209,3
6	<b>79</b>	J. O'MARA	BMW - F900 R	208,9
7	<b>14</b>	L. VELLA	BMW - F900 R	208,5
8	<b>82</b>	J. BULL	BMW - F900 R	208,1
9	<b>11</b>	S. CARSON	BMW - F900 R	207,7
10	<b>65</b>	N. COATES	BMW - F900 R	206,9
11	<b>44</b>	H. PREBBE	BMW - F900 R	206,1
12	<b>16</b>	J. HANKS-ELLIOT	BMW - F900 R	205,7
13	<b>59</b>	R. VAREY	BMW - F900 R	205,3
14	<b>10</b>	D. GLOSSOP	BMW - F900 R	205,3
15	<b>58</b>	L. DEVOMPORT	BMW - F900 R	204,9
16	<b>8</b>	m. EVANS	BMW - F900 R	204,9
17	<b>6</b>	P. HASLER	BMW - F900 R	204,9
18	<b>73</b>	J. KELLY	BMW - F900 R	204,2
19	<b>37</b>	B. BURREL	BMW - F900 R	204,2
20	<b>33</b>	A. BOOTH	BMW - F900 R	204,2
21	<b>13</b>	D. SHEILS	BMW - F900 R	203,8
22	<b>24</b>	K. SMITH	BMW - F900 R	203,4
23	<b>4</b>	M. RUTTER	BMW - F900 R	203,4
24	<b>55</b>	T. VIVEIROS	BMW - F900 R	203,0
25	<b>32</b>	A. FIRTH	BMW - F900 R	203,0
26	<b>2</b>	D. COMPTON	BMW - F900 R	202,6
27	<b>99</b>	J. CLEARY	BMW - F900 R	202,6
28	<b>76</b>	N. HEATH	BMW - F900 R	202,2
29	<b>9</b>	J. ASHINGTON	BMW - F900 R	202,2
30	<b>30</b>	R. MCNEALY	BMW - F900 R	201,1
31	<b>56</b>	M. SMITH	BMW - F900 R	200,7
32	<b>70</b>	D. CRAMPTON	BMW - F900 R	200,7
33	<b>72</b>	G. FORD	BMW - F900 R	200,7
34	<b>95</b>	N. MCKENZIE	BMW - F900 R	200,7
35	<b>28</b>	J. DUDMAN	BMW - F900 R	199,3
36	<b>19</b>	S. BASTABLE	BMW - F900 R	199,3
37	<b>92</b>	J. LEE	BMW - F900 R	199,3
38	<b>83</b>	J. WALTON	BMW - F900 R	198,9
39	<b>60</b>	D. LACEY	BMW - F900 R	198,9
40	<b>50</b>	R. SMITH	BMW - F900 R	197,8
41	<b>27</b>	G. BELLOSSI	BMW - F900 R	196,0
42	<b>66</b>	J. CARNELL	BMW - F900 R	195,3



**Prosecco DOC UK Round, 12-14 July 2024  
Best Sectors & Speed Free Practice**



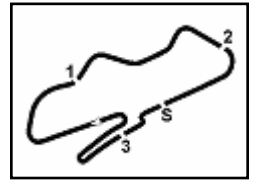
Donington Park 4.023 m

SEG. 1			SEG. 2			SEG. 3			SEG. 4		
1	25 T. STRUDWICK	21.023	1	25 T. STRUDWICK	26.451	1	25 T. STRUDWICK	24.646	1	25 T. STRUDWICK	25.376
2	65 N. COATES	21.162	2	37 B. BURREL	26.478	2	37 B. BURREL	24.765	2	65 N. COATES	25.493
3	37 B. BURREL	21.368	3	65 N. COATES	26.486	3	4 M. RUTTER	24.906	3	59 R. VAREY	25.578
4	24 K. SMITH	21.390	4	4 M. RUTTER	26.597	4	59 R. VAREY	24.907	4	37 B. BURREL	25.580
5	77 J. ELLISON	21.423	5	59 R. VAREY	26.694	5	88 M. JOHNSON	24.913	5	4 M. RUTTER	25.687
6	4 M. RUTTER	21.438	6	88 M. JOHNSON	26.712	6	65 N. COATES	24.976	6	13 D. SHEILS	25.744
7	59 R. VAREY	21.443	7	79 J. O'MARA	26.753	7	24 K. SMITH	24.978	7	77 J. ELLISON	25.755
8	73 J. KELLY	21.459	8	24 K. SMITH	26.780	8	79 J. O'MARA	25.090	8	88 M. JOHNSON	25.766
9	88 M. JOHNSON	21.490	9	77 J. ELLISON	26.880	9	77 J. ELLISON	25.145	9	24 K. SMITH	25.856
10	79 J. O'MARA	21.600	10	13 D. SHEILS	26.913	10	73 J. KELLY	25.360	10	73 J. KELLY	25.930
11	94 A. PEARSON	21.644	11	94 A. PEARSON	27.081	11	13 D. SHEILS	25.461	11	11 S. CARSON	25.941
12	11 S. CARSON	21.664	12	30 R. MCNEALY	27.090	12	11 S. CARSON	25.495	12	30 R. MCNEALY	26.161
13	13 D. SHEILS	21.680	13	73 J. KELLY	27.147	13	82 J. BULL	25.532	13	56 M. SMITH	26.184
14	82 J. BULL	21.714	14	82 J. BULL	27.196	14	94 A. PEARSON	25.542	14	2 D. COMPTON	26.220
15	2 D. COMPTON	21.743	15	11 S. CARSON	27.239	15	21 B. PLUMLEY	25.623	15	79 J. O'MARA	26.254
16	44 H. PREBBE	21.764	16	56 M. SMITH	27.265	16	56 M. SMITH	25.651	16	82 J. BULL	26.255
17	56 M. SMITH	21.779	17	2 D. COMPTON	27.312	17	58 L. DEVOMPORT	25.676	17	94 A. PEARSON	26.259
18	16 J. HANKS-ELLIOT	21.807	18	44 H. PREBBE	27.376	18	2 D. COMPTON	25.690	18	95 N. MCKENZIE	26.396
19	21 B. PLUMLEY	21.880	19	58 L. DEVOMPORT	27.462	19	44 H. PREBBE	25.690	19	6 P. HASLER	26.453
20	58 L. DEVOMPORT	21.901	20	95 N. MCKENZIE	27.645	20	16 J. HANKS-ELLIOT	25.735	20	16 J. HANKS-ELLIOT	26.469
21	83 J. WALTON	21.922	21	19 S. BASTABLE	27.656	21	30 R. MCNEALY	25.768	21	44 H. PREBBE	26.476
22	30 R. MCNEALY	21.950	22	21 B. PLUMLEY	27.682	22	95 N. MCKENZIE	25.777	22	58 L. DEVOMPORT	26.524
23	19 S. BASTABLE	22.031	23	72 G. FORD	27.865	23	83 J. WALTON	25.798	23	83 J. WALTON	26.542
24	14 L. VELLA	22.100	24	83 J. WALTON	27.919	24	14 L. VELLA	25.822	24	14 L. VELLA	26.559
25	8 m. EVANS	22.158	25	16 J. HANKS-ELLIOT	27.938	25	72 G. FORD	25.939	25	8 m. EVANS	26.662
26	6 P. HASLER	22.188	26	6 P. HASLER	27.977	26	19 S. BASTABLE	26.023	26	21 B. PLUMLEY	26.772
27	55 T. VIVEIROS	22.216	27	14 L. VELLA	27.983	27	6 P. HASLER	26.099	27	19 S. BASTABLE	26.823
28	95 N. MCKENZIE	22.276	28	55 T. VIVEIROS	28.007	28	66 J. CARNELL	26.205	28	72 G. FORD	26.990
29	66 J. CARNELL	22.321	29	70 D. CRAMPTON	28.019	29	28 J. DUDMAN	26.313	29	28 J. DUDMAN	27.086
30	10 D. GLOSSOP	22.325	30	8 m. EVANS	28.047	30	8 m. EVANS	26.325	30	55 T. VIVEIROS	27.087
31	70 D. CRAMPTON	22.521	31	66 J. CARNELL	28.205	31	76 N. HEATH	26.331	31	66 J. CARNELL	27.123
32	99 J. CLEARY	22.531	32	50 R. SMITH	28.258	32	55 T. VIVEIROS	26.416	32	60 D. LACEY	27.162
33	28 J. DUDMAN	22.548	33	60 D. LACEY	28.280	33	10 D. GLOSSOP	26.431	33	76 N. HEATH	27.218
34	50 R. SMITH	22.584	34	28 J. DUDMAN	28.318	34	92 J. LEE	26.513	34	10 D. GLOSSOP	27.410
35	60 D. LACEY	22.681	35	92 J. LEE	28.463	35	60 D. LACEY	26.525	35	99 J. CLEARY	27.440
36	72 G. FORD	22.721	36	99 J. CLEARY	28.468	36	50 R. SMITH	26.587	36	50 R. SMITH	27.479
37	92 J. LEE	22.807	37	10 D. GLOSSOP	28.510	37	70 D. CRAMPTON	26.670	37	70 D. CRAMPTON	27.494
38	76 N. HEATH	22.860	38	32 A. FIRTH	28.528	38	32 A. FIRTH	26.677	38	9 J. ASHINGTON	27.644
39	32 A. FIRTH	22.896	39	76 N. HEATH	28.641	39	99 J. CLEARY	26.688	39	32 A. FIRTH	27.942
40	9 J. ASHINGTON	23.106	40	9 J. ASHINGTON	28.719	40	9 J. ASHINGTON	26.894	40	92 J. LEE	27.980
41	33 A. BOOTH	23.418	41	33 A. BOOTH	29.493	41	27 G. BELLOSSI	27.176	41	33 A. BOOTH	28.114
42	27 G. BELLOSSI	23.442	42	27 G. BELLOSSI	29.671	42	33 A. BOOTH	27.262	42	27 G. BELLOSSI	28.432

12/07/2024

These data/results cannot be reproduced, stored and/or transmitted in whole or in part by any manner of electronic, mechanical, photocopying, recording, broadcasting or otherwise now known or herein after developed without the previous express consent by the copyright owner, except for reproduction in daily press and regular printed publications on sale to the public within 60 days of the event related to those data/results and always provided that copyright symbol appears together as follows below.

© DORNA WSBK ORGANIZATION Srl 2024

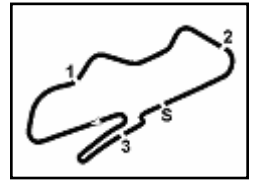


No. Rider	Bike	Seg. 1 Diff. 1	Seg. 2 Diff. 2	Seg. 3 Diff. 3	Seg. 4 Diff. 4	Ideal Time Best Lap	Pos.	Diff.
1 <b>25 T. STRUDWICK</b>	BMW - F900 R	<b>21.023</b> +0.079	<b>26.451</b> +0.067	<b>24.646</b> +0.007	<b>25.376</b> +0.015	<b>1'37.496</b> 1'37.664	1	0.168
2 <b>65 N. COATES</b>	BMW - F900 R	21.162 +0.177	26.486 +0.014	24.976 +0.113	25.493	<b>1'38.117</b> 1'38.421	3	0.304
3 <b>37 B. BURREL</b>	BMW - F900 R	21.368 +0.038	26.478 +0.017	24.765 +0.065	25.580 +0.090	<b>1'38.191</b> 1'38.401	2	0.210
4 <b>59 R. VAREY</b>	BMW - F900 R	21.443 +0.038	26.694 +0.032	24.907 +0.048	25.578	<b>1'38.622</b> 1'38.720	4	0.118
5 <b>4 M. RUTTER</b>	BMW - F900 R	21.438 +0.115	26.597 +0.239	24.906	25.687 +0.042	<b>1'38.628</b> 1'39.024	5	0.396
6 <b>88 M. JOHNSON</b>	BMW - F900 R	21.490 +0.099	26.712	24.913 +0.139	25.766 +0.126	<b>1'38.881</b> 1'39.245	7	0.364
7 <b>24 K. SMITH</b>	BMW - F900 R	21.390 +0.023	26.780 +0.040	24.978 +0.225	25.856 +0.190	<b>1'39.004</b> 1'39.482	9	0.478
8 <b>77 J. ELLISON</b>	BMW - F900 R	21.423	26.880	25.145	25.755 +0.115	<b>1'39.203</b> 1'39.318	8	0.115
9 <b>79 J. D'MARA</b>	BMW - F900 R	21.600 +0.178	26.753 +0.032	25.090	26.254 +0.052	<b>1'39.697</b> 1'39.959	11	0.262
10 <b>13 D. SHEILS</b>	BMW - F900 R	21.680	26.913 +0.116	25.461 +0.029	25.744	<b>1'39.798</b> 1'39.943	10	0.145
11 <b>73 J. KELLY</b>	BMW - F900 R	21.459 +0.129	27.147 +0.182	25.360	25.930 +0.190	<b>1'39.896</b> 1'40.397	12	0.501
12 <b>11 S. CARSON</b>	BMW - F900 R	21.664	27.239 +0.165	25.495	25.941	<b>1'40.339</b> 1'40.504	13	0.165
13 <b>94 A. PEARSON</b>	BMW - F900 R	21.644 +0.064	27.081	25.542 +0.306	26.259	<b>1'40.526</b> 1'40.896	14	0.370
14 <b>82 J. BULL</b>	BMW - F900 R	21.714	27.196	25.532 +0.523	26.255 +0.493	<b>1'40.697</b> 1'41.713	20	1.016
15 <b>56 M. SMITH</b>	BMW - F900 R	21.779	27.265 +0.250	25.651	26.184 +0.010	<b>1'40.879</b> 1'41.139	16	0.260
16 <b>2 D. COMPTON</b>	BMW - F900 R	21.743 +0.200	27.312 +0.371	25.690 +0.038	26.220	<b>1'40.965</b> 1'41.574	17	0.609
17 <b>30 R. MCNEALY</b>	BMW - F900 R	21.950	27.090	25.768	26.161 +1'14.906	<b>1'40.969</b> 1'41.067	15	0.098
18 <b>44 H. PREBBE</b>	BMW - F900 R	21.764 +0.149	27.376	25.690	26.476 +0.198	<b>1'41.306</b> 1'41.653	18	0.347
19 <b>58 L. DEVOMPORT</b>	BMW - F900 R	21.901 +0.014	27.462 +0.031	25.676	26.524 +0.048	<b>1'41.563</b> 1'41.656	19	0.093
20 <b>16 J. HANKS-ELLIOT</b>	BMW - F900 R	21.807	27.938	25.735	26.469 +0.239	<b>1'41.949</b> 1'42.188	23	0.239
21 <b>21 B. PLUMLEY</b>	BMW - F900 R	21.880	27.682	25.623	26.772	<b>1'41.957</b> 1'41.957	21	
22 <b>95 N. MCKENZIE</b>	BMW - F900 R	22.276	27.645	25.777	26.396	<b>1'42.094</b> 1'42.094	22	
23 <b>83 J. WALTON</b>	BMW - F900 R	21.922	27.919 +0.044	25.798	26.542	<b>1'42.181</b> 1'42.225	24	0.044
24 <b>14 L. VELLA</b>	BMW - F900 R	22.100	27.983 +0.025	25.822	26.559 +0.422	<b>1'42.464</b> 1'42.911	26	0.447
25 <b>19 S. BASTABLE</b>	BMW - F900 R	22.031 +0.148	27.656 +0.078	26.023	26.823	<b>1'42.533</b> 1'42.759	25	0.226
26 <b>6 P. HASLER</b>	BMW - F900 R	22.188 +0.268	27.977 +0.112	26.099	26.453	<b>1'42.717</b> 1'43.097	27	0.380
27 <b>8 m. EVANS</b>	BMW - F900 R	22.158 +0.203	28.047	26.325 +0.142	26.662	<b>1'43.192</b> 1'43.537	28	0.345
28 <b>72 G. FORD</b>	BMW - F900 R	22.721 +0.060	27.865	25.939	26.990 +0.202	<b>1'43.515</b> 1'43.777	29	0.262
29 <b>55 T. VIVEIROS</b>	BMW - F900 R	22.216	28.007	26.416	27.087 +0.190	<b>1'43.726</b> 1'43.916	31	0.190
30 <b>66 J. CARNELL</b>	BMW - F900 R	22.321	28.205	26.205	27.123 +0.004	<b>1'43.854</b> 1'43.858	30	0.004
31 <b>28 J. DUDMAN</b>	BMW - F900 R	22.548	28.318	26.313	27.086 +0.189	<b>1'44.265</b> 1'44.454	32	0.189
32 <b>60 O. LACEY</b>	BMW - F900 R	22.681	28.280	26.525	27.162 +0.253	<b>1'44.648</b> 1'44.901	34	0.253
33 <b>10 D. GLOSSOP</b>	BMW - F900 R	22.325 +0.202	28.510 +0.284	26.431 +0.158	27.410	<b>1'44.676</b> 1'45.320	35	0.644
34 <b>70 D. CRAMPTON</b>	BMW - F900 R	22.521	28.019	26.670 +0.037	27.494 +0.126	<b>1'44.704</b> 1'44.867	33	0.163
35 <b>50 R. SMITH</b>	BMW - F900 R	22.584	28.258 +0.571	26.587	27.479 +0.010	<b>1'44.908</b> 1'45.489	36	0.581

12/07/2024

These data/results cannot be reproduced, stored and/or transmitted in whole or in part by any manner of electronic, mechanical, photocopying, recording, broadcasting or otherwise now known or herein after developed without the previous express consent by the copyright owner, except for reproduction in daily press and regular printed publications on sale to the public within 60 days of the event related to those data/results and always provided that copyright symbol appears together as follows below.

© DORNA WSBK ORGANIZATION Srl 2024



No. Rider	Bike	Seg. 1	Seg. 2	Seg. 3	Seg. 4	Ideal Time			
		Diff. 1	Diff. 2	Diff. 3	Diff. 4	Best Lap	Pos.	Diff.	
36 <b>76 N. HEATH</b>	BMW - F900 R	22.860 +0.122	28.641	26.331 +0.526	27.218 +0.177	<b>1'45.050</b> 1'45.875	40	0.825	
37 <b>99 J. CLEARY</b>	BMW - F900 R	22.531 +0.001	28.468	26.688 +0.579	27.440	<b>1'45.127</b> 1'45.707	38	0.580	
38 <b>92 J. LEE</b>	BMW - F900 R	22.807	28.463	26.513	27.980	<b>1'45.763</b> 1'45.763	39		
39 <b>32 A. FIRTH</b>	BMW - F900 R	22.896 +0.059	28.528 +0.042	26.677	27.942 +0.545	<b>1'46.043</b> 1'46.689	41	0.646	
40 <b>33 A. BOOTH</b>	BMW - F900 R	23.418 +0.398	29.493	27.262	28.114	<b>1'48.287</b> 1'48.685	42	0.398	
41 <b>27 G. BELLOSSI</b>	BMW - F900 R	23.442 +0.368	29.671 +0.059	27.176 +0.514	28.432	<b>1'48.721</b> 1'49.662	43	0.941	
<b>9 J. ASHINGTON</b>	BMW - F900 R	One or more sectors missing					1'45.599		
<b>74 S. MCFARLANE</b>	BMW - F900 R								
<b>75 C. SMITH</b>	BMW - F900 R	One or more sectors missing					1'39.053		
<b>Overall Ideal Time</b>		21.023	26.451	24.646	25.376	<b>1'37.496</b>			











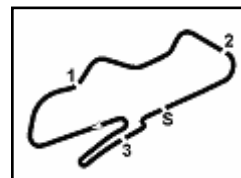




**Prosecco DOC UK Round, 12-14 July 2024  
Chronological Analysis Free Practice**

**1.5**

**BMW**



Donington Park 4.023 m

**6 / 6**

7	1'41.466	29.929	26.687	28.723	3'06.805P	196,0	12:24'17.672	4	24.191	30.453	27.540	28.648	1'50.832	193,2	12:18'01.724
8	23.272	28.834	26.886	28.259	1'47.251	196,0	12:26'04.923	5	24.045	29.865	27.600	28.734	1'50.244	191,8	12:19'51.968
9	23.100	28.791	26.850	28.360	1'47.101	195,7	12:27'52.024	6	23.934	30.329	27.759	28.911	1'50.933	192,5	12:21'42.901
10	22.924	28.705	26.813	28.065	1'46.507	196,7	12:29'38.531	7	23.706	30.316	27.614	29.200	1'50.836	194,6	12:23'33.737
11	22.939	28.706	26.767	28.168	1'46.580	197,4	12:31'25.111	8	24.116	30.075	27.415	28.629	1'50.235	193,5	12:25'23.972
12	<b>22.807</b>	<b>28.463</b>	<b>26.513</b>	<b>27.980</b>	<b>1'45.763</b>	197,4	12:33'10.874	9	23.810	29.730	27.690	<b>28.432</b>	<b>1'49.662</b>	192,5	12:27'13.634
13	22.875	28.624	26.627	28.338	1'46.464	196,7	12:34'57.338	10	23.884	<b>29.671</b>	28.361	37.431	1'59.347P	<b>196,0</b>	12:29'12.981
14	23.111	28.808	26.593	28.167	1'46.679	198,5	12:36'44.017	11	1'52.404	30.827	27.952	29.129	3'20.312P	192,9	12:32'33.293
								12	23.988	30.732	27.634	29.831	1'52.185	195,3	12:34'25.478
								13	<b>23.442</b>	30.208	<b>27.176</b>	28.853	1'49.679	193,9	12:36'15.157

**40° 76 N. HEATH [1'45.875]**

Lap	Seg.1	Seg.2	Seg.3	Seg.4	Lap Time	km/h	Local Time
1		30.836	28.135	30.146		196,0	
2	24.286	30.370	26.798	28.690	1'50.144	198,5	12:13'57.389
3	23.481	29.570	26.635	28.226	1'47.912	<b>202,2</b>	12:15'45.301
4	23.197	29.123	27.356	28.572	1'48.248	200,7	12:17'33.549
5	<b>22.860</b>	29.578	26.754	28.489	1'47.681	198,2	12:19'21.230
6	23.100	29.250	<b>26.331</b>	28.256	1'46.937	199,3	12:21'08.167
7	23.058	28.941	26.485	27.970	1'46.454	201,5	12:22'54.621
8	23.264	28.940	26.613	28.345	1'47.162	197,1	12:24'41.783
9	22.959	28.892	26.427	28.121	1'46.399	200,4	12:26'28.182
10	23.430	29.499	26.813	36.211	1'55.953P	197,8	12:28'24.135
11	2'53.022	28.974	27.086	27.472	4'16.554P	199,3	12:32'40.689
12	22.982	<b>28.641</b>	26.857	27.395	<b>1'45.875</b>	198,5	12:34'26.564
13	29.054	28.685	26.871	<b>27.218</b>	1'51.828	200,4	12:36'18.392

**41° 32 A. FIRTH [1'46.689]**

Lap	Seg.1	Seg.2	Seg.3	Seg.4	Lap Time	km/h	Local Time
1		31.077	28.078	29.710		200,7	
2	23.780	29.230	26.979	28.031	1'48.020	201,5	12:13'55.931
3	23.108	28.818	26.861	29.151	1'47.938	202,2	12:15'43.869
4	22.952	28.930	27.058	<b>27.942</b>	1'46.882	200,7	12:17'30.751
5	<b>22.896</b>	28.701	27.875	28.480	1'47.952	200,4	12:19'18.703
6	23.522	28.569	26.739	28.626	1'47.456	<b>203,0</b>	12:21'06.159
7	22.955	28.570	<b>26.677</b>	28.487	<b>1'46.689</b>	198,2	12:22'52.848
8	23.047	28.830	26.745	28.119	1'46.741	196,7	12:24'39.589
9	23.041	29.110	27.754	32.453	1'52.358P	196,4	12:26'31.947
10	4'09.239	28.866	27.426	27.974	5'33.505P	195,7	12:32'05.452
11	23.012	28.531	27.350	28.215	1'47.108	197,1	12:33'52.560
12	23.025	<b>28.528</b>	27.189	28.296	1'47.038	197,8	12:35'39.598

**42° 33 A. BOOTH [1'48.685]**

Lap	Seg.1	Seg.2	Seg.3	Seg.4	Lap Time	km/h	Local Time
1		33.196	30.218	30.295		194,6	
2	24.428	31.443	28.358	29.118	1'53.347	200,4	12:14'08.823
3	23.988	30.333	28.332	29.679	1'52.332	199,6	12:16'01.155
4	24.005	31.020	28.236	29.145	1'52.406	199,6	12:17'53.561
5	24.034	30.825	28.202	29.626	1'52.687	200,4	12:19'46.248
6	23.908	30.514	27.963	29.248	1'51.633	200,0	12:21'37.881
7	24.017	30.530	27.839	29.423	1'51.809	198,9	12:23'29.690
8	23.925	30.670	27.850	28.568	1'51.013	200,4	12:25'20.703
9	23.636	30.109	27.996	28.567	1'50.308	198,2	12:27'11.011
10	23.913	30.174	27.420	28.821	1'50.328	200,4	12:29'01.339
11	<b>23.418</b>	30.137	27.839	29.048	1'50.442	201,5	12:30'51.781
12	23.614	30.117	27.606	28.997	1'50.334	199,3	12:32'42.115
13	23.922	29.724	27.681	28.759	1'50.086	199,3	12:34'32.201
14	23.816	<b>29.493</b>	<b>27.262</b>	<b>28.114</b>	<b>1'48.685</b>	<b>204,2</b>	12:36'20.886

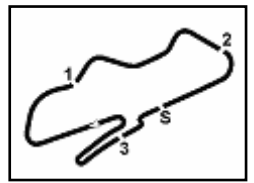
**43° 27 G. BELLOSSI [1'49.662]**

Lap	Seg.1	Seg.2	Seg.3	Seg.4	Lap Time	km/h	Local Time
1		32.722	28.321	30.048		189,8	
2	24.957	31.438	27.765	29.741	1'53.901	191,8	12:14'17.529
3	24.402	30.579	28.272	30.110	1'53.363	191,5	12:16'10.892

12/07/2024 P = Pits In/Out - C = Lap Time Cancelled

These data/results cannot be reproduced, stored and/or transmitted in whole or in part by any manner of electronic, mechanical, photocopying, recording, broadcasting or otherwise now known or herein after developed without the previous express consent by the copyright owner, except for reproduction in daily press and regular printed publications on sale to the public within 60 days of the event related to those data/results and always provided that copyright symbol appears together as follows below.

© DORNA WSBK ORGANIZATION Srl 2024



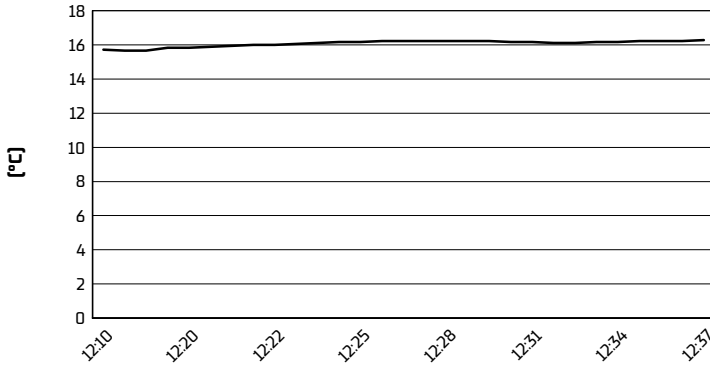
Donington Park 4.023 m

Prosecco DOC UK Round, 12-14 July 2024

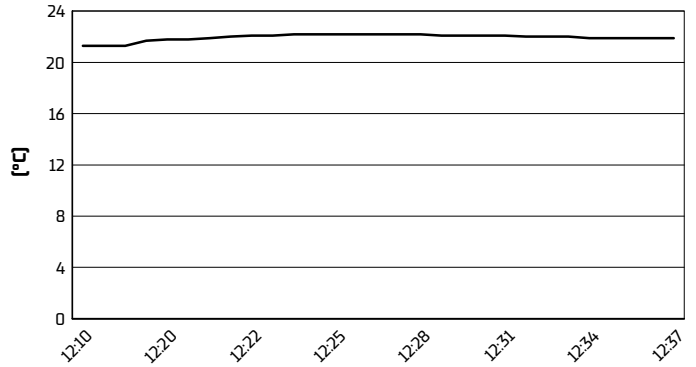
Weather Report Free Practice

Session started 12:10 - Session ended 12:37

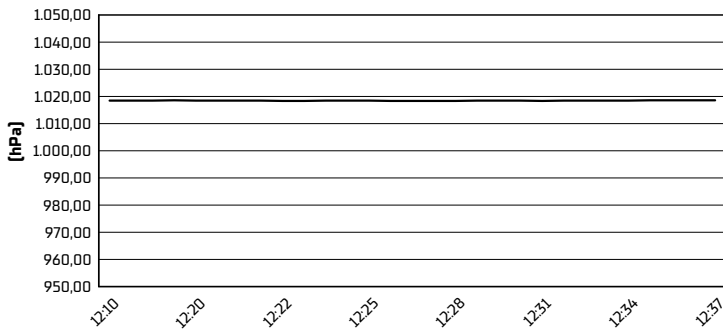
Air Temperature



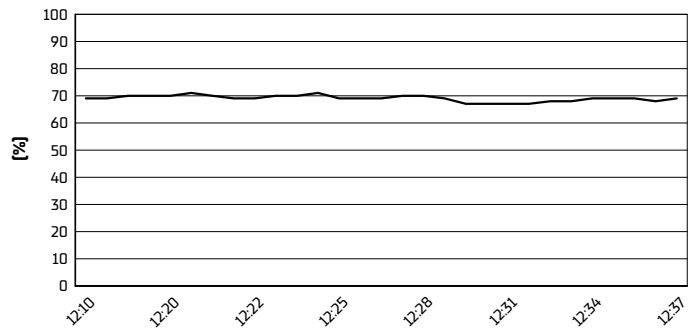
Track Temperature



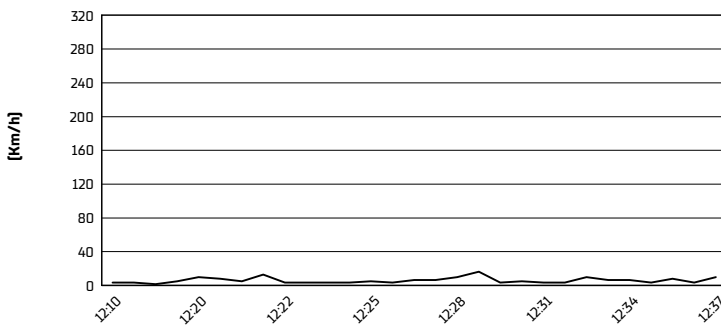
Air Pressure



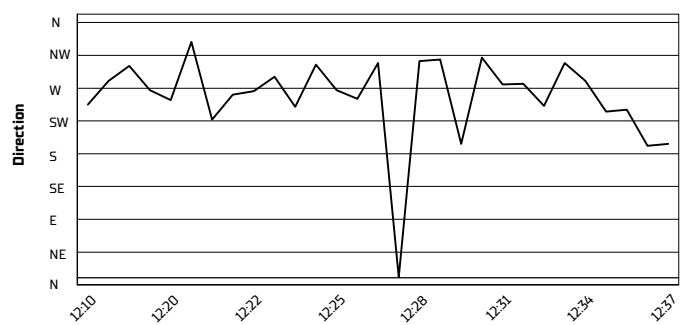
Humidity



Wind Speed



Wind Direction



12/07/2024

These data/results cannot be reproduced, stored and/or transmitted in whole or in part by any manner of electronic, mechanical, photocopying, recording, broadcasting or otherwise now known or herein after developed without the previous express consent by the copyright owner, except for reproduction in daily press and regular printed publications on sale to the public within 60 days of the event related to those data/results and always provided that copyright symbol appears together as follows below.

© DORNA WSBK ORGANIZATION Srl 2024