

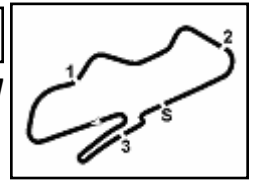


**Prosecco DOC UK Round, 12-14 July 2024  
Results Race 2**

Laps 10 = 40,230 Km - Time of Race 16'18.139 - Avg. 148,065 km/h

**7.1**

**BMW**



Donington Park 4.023 m

**1 / 2**

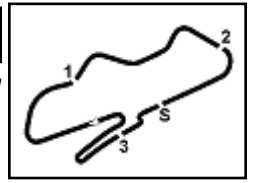
Pos	Grid	No. Rider	Nat	Team	Bike	LL	Gap	Rel.	Fastest Lap	Speed	Qualifying	Speed
1	2	<b>25 T. STRUDWICK</b>		Case Moto BMW	BMW - F900 R	10			1'37.011	206,1		208,9
2	6	<b>59 R. VAREY</b>		Stanford Fastine	BMW - F900 R	10	<b>3.137</b>	3.137	1'37.052	212,2		210,5
3	3	<b>77 J. ELLISON</b>		Team SBR / Bathams Racing	BMW - F900 R	10	<b>3.383</b>	0.246	1'37.194	206,5		204,5
4	11	<b>79 J. O'MARA</b>		BRP Racing - Alton Compressors	BMW - F900 R	10	<b>5.496</b>	2.113	1'37.521	212,6		209,7
5	4	<b>24 K. SMITH</b>		Bowker Motorrad / Bathams Racing	BMW - F900 R	10	<b>5.685</b>	0.189	1'37.317	211,8		213,0
6	7	<b>88 M. JOHNSON</b>		Johnson Racing	BMW - F900 R	10	<b>6.057</b>	0.372	1'37.360	216,0		213,0
7	5	<b>37 B. BURRELL</b>		Halliwell Jones Mororrad	BMW - F900 R	10	<b>8.273</b>	2.216	1'37.561	206,5		200,0
8	8	<b>75 C. SMITH</b>		SCH Motoprep / Bathams Racing	BMW - F900 R	10	<b>8.404</b>	0.131	1'37.972	206,9		205,7
9	9	<b>4 M. RUTTER</b>		Bathams Racing	BMW - F900 R	10	<b>8.687</b>	0.283	1'37.957	207,3		207,3
10	10	<b>13 D. SHEILS</b>		Team ART OF RACING	BMW - F900 R	10	<b>18.802</b>	10.115	1'38.538	206,9		205,7
11	12	<b>11 S. CARSON</b>		Team Cryosol	BMW - F900 R	10	<b>24.337</b>	5.535	1'38.820	209,3		206,9
12	36	<b>82 J. BULL</b>		Ready4Racing Vision	BMW - F900 R	10	<b>26.918</b>	2.581	1'39.081	214,7		210,1
13	38	<b>73 J. KELLY</b>		Team ART OF RACING	BMW - F900 R	10	<b>31.036</b>	4.118	1'38.949	213,0		
14	17	<b>44 H. PREBBLE</b>		Harley Prebbe Racing / 2 Strokes Racing	BMW - F900 R	10	<b>31.536</b>	0.500	1'40.125	214,3		204,9
15	13	<b>14 L. VELLA</b>		2 Strokes Racing	BMW - F900 R	10	<b>31.943</b>	0.407	1'40.060	208,9		207,7
16	18	<b>16 J. HANKS-ELLIOT</b>		FHO Racing BMW Motorrad	BMW - F900 R	10	<b>34.156</b>	2.213	1'39.831	211,4		208,1
17	14	<b>94 A. PEARSON</b>		Pearson Racing	BMW - F900 R	10	<b>39.506</b>	5.350	1'40.683	210,1		207,7
18	16	<b>83 J. WALTON</b>		KBP Racing	BMW - F900 R	10	<b>39.981</b>	0.475	1'40.913	205,7		206,1
19	15	<b>56 M. SMITH</b>		Smiff's Garage	BMW - F900 R	10	<b>40.150</b>	0.169	1'40.903	203,8		203,8
20	19	<b>21 B. PLUMLEY</b>		A&B Racing POWERED BY HMY	BMW - F900 R	10	<b>43.715</b>	3.565	1'40.961	213,4		206,9
21	21	<b>99 J. CLEARY</b>		JCR Motorsport	BMW - F900 R	10	<b>46.185</b>	2.470	1'41.509	209,7		205,7
22	37	<b>2 D. COMPTON</b>		BMW Dubai	BMW - F900 R	10	<b>46.881</b>	0.696	1'41.187	199,6		201,5
23	23	<b>6 P. HASLER</b>		Team ART OF RACING	BMW - F900 R	10	<b>47.729</b>	0.848	1'41.542	205,7		206,1
24	22	<b>58 L. DEVONPORT</b>		Team ART OF RACING	BMW - F900 R	10	<b>48.204</b>	0.475	1'41.590	208,1		205,7
25	24	<b>8 M. EVANS</b>		TITAN BEDS RACING	BMW - F900 R	10	<b>51.275</b>	3.071	1'41.375	208,5		205,7
26	27	<b>72 G. FORD</b>		72 Racelife	BMW - F900 R	10	<b>1'00.137</b>	8.862	1'42.446	205,3		201,9
27	26	<b>50 R. SMITH</b>		SCH MotoPrep	BMW - F900 R	10	<b>1'01.967</b>	1.830	1'42.657	206,5		199,3
28	25	<b>9 J. ASHINGTON</b>		Jordz Racing	BMW - F900 R	10	<b>1'03.215</b>	1.248	1'43.135	206,5		203,8
29	30	<b>55 T. VIVEIROS</b>		Army Motorcycle Road Race Team	BMW - F900 R	10	<b>1'03.390</b>	0.175	1'43.080	210,1		203,0
30	29	<b>66 J. CARNELL</b>		CRT	BMW - F900 R	10	<b>1'09.600</b>	6.210	1'43.440	202,2		196,7
31	33	<b>76 N. HEATH</b>		HOD Racing	BMW - F900 R	10	<b>1'17.733</b>	8.133	1'44.077	205,7		203,0
32	32	<b>10 D. GLOSSOP</b>		HelloDave Racing	BMW - F900 R	10	<b>1'19.106</b>	1.373	1'44.210	207,7		201,1
33	31	<b>70 D. CRAMPTON</b>		Dave Crampton Racing	BMW - F900 R	10	<b>1'19.255</b>	0.149	1'44.436	203,4		201,5
34	28	<b>28 J. DUDMAN</b>		CIRENCESTER	BMW - F900 R	10	<b>1'19.704</b>	0.449	1'44.102	201,9		198,9
35	34	<b>32 A. FIRTH</b>		IMP Racing	BMW - F900 R	10	<b>1'19.957</b>	0.253	1'43.704	204,5		200,7
36	35	<b>92 J. LEE</b>		OWR Racing	BMW - F900 R	10	<b>1'32.113</b>	12.156	1'45.802	203,8		201,9
37	39	<b>27 G. BELLOSSI</b>		Team ADR	BMW - F900 R	10	<b>1'47.689</b>	15.576	1'46.600	202,6		198,5
<b>-----Not Classified-----</b>												
RET	1	<b>65 N. COATES</b>		AOR Racing / Emie Cates Trak Days	BMW - F900 R	4	<b>6 Laps</b>		1'36.967	210,1		210,9
RET	20	<b>19 S. BASTABLE</b>		WSC Performance BMW	BMW - F900 R	2	<b>8 Laps</b>			206,9		202,6

AIR	Humidity:	Temp:
TRACK	Condition: Dry	Temp:

Race Fastest Lap	(New Record)	Lap 4	N.Coates	1'36.967	149,358 Km/h
------------------	--------------	-------	----------	----------	--------------



**Prosecco DOC UK Round, 12-14 July 2024  
Results Race 2**



Donington Park 4.023 m

**Race Highlights**

Time	No. Rider	Description
16.49.45		Warm Up Lap Started
16.52.39		Start of Session
16.54.48		No Jump Starts
16.56.37	<b>19 S. BASTABLE</b>	#19 Entered Pit Lane
16.58.03	<b>19 S. BASTABLE</b>	#19 Retired
16.59.36	<b>65 N. COATES</b>	#65 Crashed - Turn 1
17.00.36	<b>65 N. COATES</b>	#65 Not Actively Competing
17.02.19		2/3 of Race Distance Completed
17.10.42		End of Session

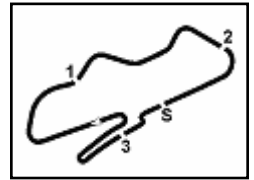


**BMW MOTORRAD  
F 900 R CUP**

**Prosecco DOC UK Round, 12-14 July 2024  
Lap Chart Race 2**

**7.2**

**BMW**



Donington Park 4.023 m

1 / 4

	Lap									
	1	2	3	4	5	6	7	8	9	10
1	25	25	25	25	25	25	25	25	25	25
2	77	77	65	65	59	59	77	77	77	59
3	65	65	59	59	77	77	59	59	59	77
4	59	59	77	77	79	24	24	79	79	79
5	37	37	37	79	88	79	79	24	24	24
6	88	88	88	88	24	88	88	88	88	88
7	24	79	79	24	37	37	37	37	37	37
8	79	24	24	37	75	75	75	75	75	75
9	75	75	75	75	4	4	4	4	4	4
10	4	4	4	4	13	13	13	13	13	13
11	13	13	13	13	11	11	11	11	11	11
12	11	11	11	11	44	82	82	82	82	82
13	14	14	14	44	82	44	44	44	44	73
14	44	44	44	14	14	14	14	14	14	44
15	94	16	16	16	16	16	16	73	73	14
16	16	94	82	82	83	73	73	16	16	16
17	56	56	56	56	73	83	83	94	94	94
18	83	83	94	83	56	56	56	83	83	83
19	99	82	83	94	94	94	94	94	56	56
20	21	99	21	73	21	21	21	21	21	21
21	19	21	99	21	99	99	99	99	99	99
22	6	6	73	99	2	2	2	2	2	2
23	58	58	6	2	6	6	6	6	6	6
24	82	2	2	6	58	58	58	58	58	58
25	2	73	58	58	8	8	8	8	8	8
26	9	9	8	8	72	72	72	72	72	72
27	72	8	72	72	50	50	9	50	50	50
28	8	72	50	50	9	9	50	9	9	9
29	73	50	9	9	55	55	55	55	55	55
30	50	55	55	55	66	66	66	66	66	66
31	55	28	66	66	28	28	28	28	28	76
32	28	66	28	28	32	32	32	32	76	10
33	92	92	32	32	10	10	10	76	10	70
34	66	32	10	10	76	76	76	10	70	28
35	70	70	70	70	70	70	70	70	32	32
36	32	10	92	76	92	92	92	92	92	92
37	10	76	76	92	27	27	27	27	27	27
38	76	27	27	27						
39	27	19								

Final Result		
1	<b>25</b> STRUDWICK T.	Laps 10
2	<b>59</b> VAREY R.	3.137
3	<b>77</b> ELLISON J.	3.383
4	<b>79</b> O'MARA J.	5.496
5	<b>24</b> SMITH K.	5.685
6	<b>88</b> JOHNSON M.	6.057
7	<b>37</b> BURRELL B.	8.273
8	<b>75</b> SMITH C.	8.404
9	<b>4</b> RUTTER M.	8.687
10	<b>13</b> SHEILS D.	18.802
11	<b>11</b> CARSON S.	24.337
12	<b>82</b> BULL J.	26.918
13	<b>73</b> KELLY J.	31.036
14	<b>44</b> PREBBLE H.	31.536
15	<b>14</b> VELLA L.	31.943
16	<b>16</b> HANKS-ELLIOT J.	34.156
17	<b>94</b> PEARSON A.	39.506
18	<b>83</b> WALTON J.	39.981
19	<b>56</b> SMITH M.	40.150
20	<b>21</b> PLUMLEY B.	43.715
21	<b>99</b> CLEARY J.	46.185
22	<b>2</b> COMPTON D.	46.881
23	<b>6</b> HASLER P.	47.729
24	<b>58</b> DEVONPORT L.	48.204
25	<b>8</b> EVANS M.	51.275
26	<b>72</b> FORD G.	1'00.137
27	<b>50</b> SMITH R.	1'01.967
28	<b>9</b> ASHINGTON J.	1'03.215
29	<b>55</b> VIVEIROS T.	1'03.390
30	<b>66</b> CARNELL J.	1'09.600
31	<b>76</b> HEATH N.	1'17.733
32	<b>10</b> GLOSSOP D.	1'19.106
33	<b>70</b> CRAMPTON D.	1'19.255
34	<b>28</b> DUDMAN J.	1'19.704
35	<b>32</b> FIRTH A.	1'19.957
36	<b>92</b> LEE J.	1'32.113
37	<b>27</b> BELLOSSI G.	1'47.689
RET	<b>65</b> COATES N.	6 Laps
RET	<b>19</b> BASTABLE S.	8 Laps

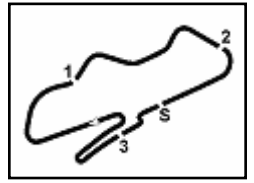


**BMW MOTORRAD  
F 900 R CUP**

**Prosecco DOC UK Round, 12-14 July 2024**

**Lap Chart Race 2**

**7.2  
BMW**



Donington Park 4.023 m

**2 / 4**

Lap 1	
1	<b>25</b> Strudwick T. 1'40.336
2	<b>77</b> Ellison J. 0.069
3	<b>65</b> Coates N. 0.555
4	<b>59</b> Varey R. 0.808
5	<b>37</b> Burrell B. 1.122
6	<b>88</b> Johnson M. 1.556
7	<b>24</b> Smith K. 1.745
8	<b>79</b> O'Mara J. 1.983
9	<b>75</b> Smith C. 2.318
10	<b>4</b> Rutter M. 2.518
11	<b>13</b> Sheils D. 2.675
12	<b>11</b> Carson S. 4.010
13	<b>14</b> Vella L. 4.563
14	<b>44</b> Prebble H. 4.700
15	<b>94</b> Pearson A. 5.706
16	<b>16</b> Hanks-Elliot J. 5.845
17	<b>56</b> Smith M. 6.315
18	<b>83</b> Walton J. 6.607
19	<b>99</b> Cleary J. 6.909
20	<b>21</b> Plumley B. 7.227
21	<b>19</b> Bastable S. 7.673
22	<b>6</b> Hasler P. 7.730
23	<b>58</b> Devonport L. 8.111
24	<b>82</b> Bull J. 8.300
25	<b>2</b> Compton D. 8.724
26	<b>9</b> Ashington J. 8.952
27	<b>72</b> Ford G. 9.204
28	<b>8</b> Evans M. 9.339
29	<b>73</b> Kelly J. 9.586
30	<b>50</b> Smith R. 10.218
31	<b>55</b> Viveiros T. 10.657
32	<b>28</b> Dudman J. 11.269
33	<b>92</b> Lee J. 11.686
34	<b>66</b> Carnell J. 11.950
35	<b>70</b> Crampton D. 12.513
36	<b>32</b> Firth A. 12.994
37	<b>10</b> Glossop D. 13.305
38	<b>76</b> Heath N. 13.622
39	<b>27</b> Bellossi G. 15.189

32	<b>66</b> Carnell J. 19.217
33	<b>92</b> Lee J. 20.784
34	<b>32</b> Firth A. 21.203
35	<b>70</b> Crampton D. 21.710
36	<b>10</b> Glossop D. 22.036
37	<b>76</b> Heath N. 22.186
38	<b>27</b> Bellossi G. 24.778
39	<b>19</b> Bastable S. 55.940

Lap 3	
1	<b>25</b> Strudwick T. 4'54.682
2	<b>65</b> Coates N. 0.827
3	<b>59</b> Varey R. 1.191
4	<b>77</b> Ellison J. 1.443
5	<b>37</b> Burrell B. 2.387
6	<b>88</b> Johnson M. 2.649
7	<b>79</b> O'Mara J. 2.917
8	<b>24</b> Smith K. 3.103
9	<b>75</b> Smith C. 4.061
10	<b>4</b> Rutter M. 4.644
11	<b>13</b> Sheils D. 5.491
12	<b>11</b> Carson S. 8.124
13	<b>14</b> Vella L. 11.164
14	<b>44</b> Prebble H. 11.394
15	<b>16</b> Hanks-Elliot J. 11.768
16	<b>82</b> Bull J. 13.006
17	<b>56</b> Smith M. 13.849
18	<b>94</b> Pearson A. 14.178
19	<b>83</b> Walton J. 14.464
20	<b>21</b> Plumley B. 15.824
21	<b>99</b> Cleary J. 16.077
22	<b>73</b> Kelly J. 16.330
23	<b>6</b> Hasler P. 17.010
24	<b>2</b> Compton D. 17.690
25	<b>58</b> Devonport L. 17.758
26	<b>8</b> Evans M. 20.062
27	<b>72</b> Ford G. 20.915
28	<b>50</b> Smith R. 22.267
29	<b>9</b> Ashington J. 22.400
30	<b>55</b> Viveiros T. 22.706
31	<b>66</b> Carnell J. 26.374
32	<b>28</b> Dudman J. 26.701
33	<b>32</b> Firth A. 29.338
34	<b>10</b> Glossop D. 29.557
35	<b>70</b> Crampton D. 29.947
36	<b>92</b> Lee J. 30.159
37	<b>76</b> Heath N. 30.504
38	<b>27</b> Bellossi G. 35.134

Lap 4	
1	<b>25</b> Strudwick T. 6'31.858
2	<b>65</b> Coates N. 0.618
3	<b>59</b> Varey R. 1.067
4	<b>77</b> Ellison J. 1.471
5	<b>79</b> O'Mara J. 3.483
6	<b>88</b> Johnson M. 3.581
7	<b>24</b> Smith K. 3.872
8	<b>37</b> Burrell B. 4.190
9	<b>75</b> Smith C. 5.024
10	<b>4</b> Rutter M. 5.779
11	<b>13</b> Sheils D. 7.761
12	<b>11</b> Carson S. 11.404
13	<b>44</b> Prebble H. 14.824
14	<b>14</b> Vella L. 15.167
15	<b>16</b> Hanks-Elliot J. 15.855
16	<b>82</b> Bull J. 15.928
17	<b>56</b> Smith M. 17.848
18	<b>83</b> Walton J. 18.201
19	<b>94</b> Pearson A. 18.683
20	<b>73</b> Kelly J. 19.523
21	<b>21</b> Plumley B. 20.612
22	<b>99</b> Cleary J. 21.070
23	<b>2</b> Compton D. 21.701

24	<b>6</b> Hasler P. 21.824
25	<b>58</b> Devonport L. 22.172
26	<b>8</b> Evans M. 25.403
27	<b>72</b> Ford G. 26.392
28	<b>50</b> Smith R. 28.143
29	<b>9</b> Ashington J. 28.359
30	<b>55</b> Viveiros T. 28.755
31	<b>66</b> Carnell J. 32.733
32	<b>28</b> Dudman J. 33.653
33	<b>32</b> Firth A. 35.866
34	<b>10</b> Glossop D. 36.898
35	<b>70</b> Crampton D. 37.384
36	<b>76</b> Heath N. 37.641
37	<b>92</b> Lee J. 38.785
38	<b>27</b> Bellossi G. 45.472

Lap 5	
1	<b>25</b> Strudwick T. 8'08.973
2	<b>59</b> Varey R. 1.916
3	<b>77</b> Ellison J. 2.207
4	<b>79</b> O'Mara J. 4.840
5	<b>88</b> Johnson M. 5.039
6	<b>24</b> Smith K. 5.278
7	<b>37</b> Burrell B. 5.457
8	<b>75</b> Smith C. 6.190
9	<b>4</b> Rutter M. 6.896
10	<b>13</b> Sheils D. 10.205
11	<b>11</b> Carson S. 14.344
12	<b>44</b> Prebble H. 18.272
13	<b>82</b> Bull J. 18.695
14	<b>14</b> Vella L. 19.332
15	<b>16</b> Hanks-Elliot J. 19.646
16	<b>83</b> Walton J. 22.765
17	<b>73</b> Kelly J. 22.849
18	<b>56</b> Smith M. 23.108
19	<b>94</b> Pearson A. 23.298
20	<b>21</b> Plumley B. 25.284
21	<b>99</b> Cleary J. 25.707
22	<b>2</b> Compton D. 26.501
23	<b>6</b> Hasler P. 27.212
24	<b>58</b> Devonport L. 27.429
25	<b>8</b> Evans M. 30.702
26	<b>72</b> Ford G. 32.477
27	<b>50</b> Smith R. 34.696
28	<b>9</b> Ashington J. 34.940
29	<b>55</b> Viveiros T. 35.254
30	<b>66</b> Carnell J. 39.166
31	<b>28</b> Dudman J. 41.919
32	<b>32</b> Firth A. 43.864
33	<b>10</b> Glossop D. 44.859
34	<b>76</b> Heath N. 45.443
35	<b>70</b> Crampton D. 45.728
36	<b>92</b> Lee J. 47.959
37	<b>27</b> Bellossi G. 56.356

Lap 6	
1	<b>25</b> Strudwick T. 9'46.076
2	<b>59</b> Varey R. 2.682
3	<b>77</b> Ellison J. 2.932
4	<b>24</b> Smith K. 6.463
5	<b>79</b> O'Mara J. 7.001
6	<b>88</b> Johnson M. 7.210
7	<b>37</b> Burrell B. 7.603
8	<b>75</b> Smith C. 7.906
9	<b>4</b> Rutter M. 8.148
10	<b>13</b> Sheils D. 12.725
11	<b>11</b> Carson S. 17.364
12	<b>82</b> Bull J. 21.122
13	<b>44</b> Prebble H. 21.447
14	<b>14</b> Vella L. 22.465
15	<b>16</b> Hanks-Elliot J. 22.925
16	<b>73</b> Kelly J. 25.650
17	<b>83</b> Walton J. 26.765

18	<b>56</b> Smith M. 27.059
19	<b>94</b> Pearson A. 27.557
20	<b>21</b> Plumley B. 29.523
21	<b>99</b> Cleary J. 30.684
22	<b>2</b> Compton D. 31.404
23	<b>6</b> Hasler P. 31.651
24	<b>58</b> Devonport L. 32.104
25	<b>8</b> Evans M. 35.797
26	<b>72</b> Ford G. 38.447
27	<b>50</b> Smith R. 41.051
28	<b>9</b> Ashington J. 41.182
29	<b>55</b> Viveiros T. 41.595
30	<b>66</b> Carnell J. 45.794
31	<b>28</b> Dudman J. 49.667
32	<b>32</b> Firth A. 51.781
33	<b>10</b> Glossop D. 52.561
34	<b>76</b> Heath N. 52.928
35	<b>70</b> Crampton D. 53.061
36	<b>92</b> Lee J. 57.326
37	<b>27</b> Bellossi G. 1'07.042

Lap 7	
1	<b>25</b> Strudwick T. 11'23.320
2	<b>77</b> Ellison J. 3.331
3	<b>59</b> Varey R. 3.592
4	<b>24</b> Smith K. 7.119
5	<b>79</b> O'Mara J. 7.452
6	<b>88</b> Johnson M. 7.875
7	<b>37</b> Burrell B. 8.264
8	<b>75</b> Smith C. 8.634
9	<b>4</b> Rutter M. 9.057
10	<b>13</b> Sheils D. 14.874
11	<b>11</b> Carson S. 20.166
12	<b>82</b> Bull J. 23.674
13	<b>44</b> Prebble H. 25.036
14	<b>14</b> Vella L. 25.442
15	<b>16</b> Hanks-Elliot J. 26.251
16	<b>73</b> Kelly J. 27.355
17	<b>83</b> Walton J. 30.640
18	<b>56</b> Smith M. 30.862
19	<b>94</b> Pearson A. 31.123
20	<b>21</b> Plumley B. 33.240
21	<b>99</b> Cleary J. 34.965
22	<b>2</b> Compton D. 36.676
23	<b>6</b> Hasler P. 36.788
24	<b>58</b> Devonport L. 37.122
25	<b>8</b> Evans M. 40.245
26	<b>72</b> Ford G. 44.645
27	<b>9</b> Ashington J. 47.155
28	<b>50</b> Smith R. 47.812
29	<b>55</b> Viveiros T. 48.014
30	<b>66</b> Carnell J. 51.990
31	<b>28</b> Dudman J. 57.480
32	<b>32</b> Firth A. 58.990
33	<b>10</b> Glossop D. 59.527
34	<b>76</b> Heath N. 1'00.154
35	<b>70</b> Crampton D. 1'00.503
36	<b>92</b> Lee J. 1'06.213
37	<b>27</b> Bellossi G. 1'18.039

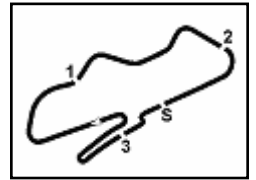
Lap 8	
1	<b>25</b> Strudwick T. 13'00.981
2	<b>77</b> Ellison J. 4.088
3	<b>59</b> Varey R. 4.320
4	<b>79</b> O'Mara J. 7.547
5	<b>24</b> Smith K. 7.970
6	<b>88</b> Johnson M. 8.222
7	<b>37</b> Burrell B. 8.666
8	<b>75</b> Smith C. 8.954
9	<b>4</b> Rutter M. 9.353
10	<b>13</b> Sheils D. 16.860
11	<b>11</b> Carson S. 21.698
12	<b>82</b> Bull J. 25.094



**Prosecco DOC UK Round, 12-14 July 2024  
Lap Chart Race 2**

**7.2**

**BMW**



Donington Park 4.023 m

3 / 4

13	<b>44</b> Prebble H.	27.500	8	<b>75</b> Smith C.	8.404
14	<b>14</b> Vella L.	27.851	9	<b>4</b> Rutter M.	8.687
15	<b>73</b> Kelly J.	28.756	10	<b>13</b> Sheils D.	18.802
16	<b>16</b> Hanks-Elliott J.	29.274	11	<b>11</b> Carson S.	24.337
17	<b>83</b> Walton J.	34.057	12	<b>82</b> Bull J.	26.918
18	<b>56</b> Smith M.	34.481	13	<b>73</b> Kelly J.	31.036
19	<b>94</b> Pearson A.	34.757	14	<b>44</b> Prebble H.	31.536
20	<b>21</b> Plumley B.	37.307	15	<b>14</b> Vella L.	31.943
21	<b>99</b> Cleary J.	39.437	16	<b>16</b> Hanks-Elliott J.	34.156
22	<b>2</b> Compton D.	40.945	17	<b>94</b> Pearson A.	39.506
23	<b>6</b> Hasler P.	41.562	18	<b>83</b> Walton J.	39.981
24	<b>58</b> Devonport L.	41.767	19	<b>56</b> Smith M.	40.150
25	<b>8</b> Evans M.	43.959	20	<b>21</b> Plumley B.	43.715
26	<b>72</b> Ford G.	50.380	21	<b>99</b> Cleary J.	46.185
27	<b>50</b> Smith R.	53.321	22	<b>2</b> Compton D.	46.881
28	<b>9</b> Ashington J.	53.533	23	<b>6</b> Hasler P.	47.729
29	<b>55</b> Viveiros T.	53.811	24	<b>58</b> Devonport L.	48.204
30	<b>66</b> Carnell J.	58.349	25	<b>8</b> Evans M.	51.275
31	<b>28</b> Dudman J.	1'05.402	26	<b>72</b> Ford G.	1'00.137
32	<b>32</b> Firth A.	1'06.488	27	<b>50</b> Smith R.	1'01.967
33	<b>76</b> Heath N.	1'06.694	28	<b>9</b> Ashington J.	1'03.215
34	<b>10</b> Glossop D.	1'07.194	29	<b>55</b> Viveiros T.	1'03.390
35	<b>70</b> Crampton D.	1'07.398	30	<b>66</b> Carnell J.	1'09.600
36	<b>92</b> Lee J.	1'15.234	31	<b>76</b> Heath N.	1'17.733
37	<b>27</b> Bellossi G.	1'27.877	32	<b>10</b> Glossop D.	1'19.106
			33	<b>70</b> Crampton D.	1'19.255
			34	<b>28</b> Dudman J.	1'19.704
			35	<b>32</b> Firth A.	1'19.957
			36	<b>92</b> Lee J.	1'32.113
			37	<b>27</b> Bellossi G.	1'47.689

**Lap 9**

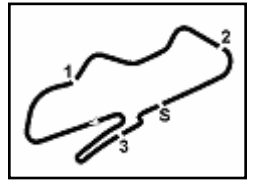
1	<b>25</b> Strudwick T.	14'39.136
2	<b>77</b> Ellison J.	4.085
3	<b>59</b> Varey R.	4.418
4	<b>79</b> O'Mara J.	6.978
5	<b>24</b> Smith K.	7.371
6	<b>88</b> Johnson M.	7.700
7	<b>37</b> Burrell B.	8.724
8	<b>75</b> Smith C.	8.974
9	<b>4</b> Rutter M.	9.460
10	<b>13</b> Sheils D.	18.465
11	<b>11</b> Carson S.	23.210
12	<b>82</b> Bull J.	26.605
13	<b>44</b> Prebble H.	29.904
14	<b>14</b> Vella L.	30.317
15	<b>73</b> Kelly J.	30.475
16	<b>16</b> Hanks-Elliott J.	31.393
17	<b>94</b> Pearson A.	37.285
18	<b>83</b> Walton J.	37.882
19	<b>56</b> Smith M.	38.191
20	<b>21</b> Plumley B.	40.688
21	<b>99</b> Cleary J.	43.031
22	<b>2</b> Compton D.	44.440
23	<b>6</b> Hasler P.	45.035
24	<b>58</b> Devonport L.	45.260
25	<b>8</b> Evans M.	47.451
26	<b>72</b> Ford G.	55.495
27	<b>50</b> Smith R.	58.313
28	<b>9</b> Ashington J.	58.715
29	<b>55</b> Viveiros T.	59.247
30	<b>66</b> Carnell J.	1'04.325
31	<b>28</b> Dudman J.	1'12.324
32	<b>76</b> Heath N.	1'12.616
33	<b>10</b> Glossop D.	1'13.292
34	<b>70</b> Crampton D.	1'13.719
35	<b>32</b> Firth A.	1'14.105
36	<b>92</b> Lee J.	1'23.732
37	<b>27</b> Bellossi G.	1'37.632

**Lap 10**

1	<b>25</b> Strudwick T.	16'18.139
2	<b>59</b> Varey R.	3.137
3	<b>77</b> Ellison J.	3.383
4	<b>79</b> O'Mara J.	5.496
5	<b>24</b> Smith K.	5.685
6	<b>88</b> Johnson M.	6.057
7	<b>37</b> Burrell B.	8.273



**Prosecco DOC UK Round, 12-14 July 2024  
Lap Chart Race 2**



Donington Park 4.023 m

**Race Pace Comparison**

	25 Str	59 Var	77 Ell	79 OMa	24 SmK	88 Joh	37 Bur	75 SmC	4 Rut	13 She	11 Car	82 Bul	73 Kel	44 Pre
1	1'40.336	1'41.144	1'40.405	1'42.319	1'42.081	1'41.892	1'41.458	1'42.654	1'42.854	1'43.011	1'44.346	1'48.636	1'49.922	1'45.036
2	<b>1'37.011</b>	1'37.303	<b>1'37.194</b>	1'37.615	1'37.976	1'37.643	<b>1'37.561</b>	1'37.990	1'38.442	1'38.624	<b>1'38.820</b>	1'39.574	1'41.393	1'40.146
3	1'37.335	1'37.426	1'38.526	1'37.665	1'37.728	1'37.796	1'38.050	1'38.099	1'38.030	<b>1'38.538</b>	1'39.640	1'39.478	1'39.697	1'40.894
4	1'37.176	<b>1'37.052</b>	1'37.204	1'37.742	1'37.945	1'38.108	1'38.979	1'38.139	1'38.311	1'39.446	1'40.456	1'40.098	1'40.369	1'40.606
5	1'37.115	1'37.964	1'37.851	1'38.472	1'38.521	1'38.573	1'38.382	1'38.281	1'38.232	1'39.559	1'40.055	1'39.882	1'40.441	1'40.563
6	1'37.103	1'37.869	1'37.828	1'39.264	1'38.288	1'39.274	1'39.249	1'38.819	1'38.355	1'39.623	1'40.123	1'39.530	1'39.904	1'40.278
7	1'37.244	1'38.154	1'37.643	1'37.695	1'37.900	1'37.909	1'37.905	<b>1'37.972</b>	1'38.153	1'39.393	1'40.046	1'39.796	<b>1'38.949</b>	1'40.833
8	1'37.661	1'38.389	1'38.418	1'37.756	1'38.512	1'38.008	1'38.063	1'37.981	<b>1'37.957</b>	1'39.647	1'39.193	<b>1'39.081</b>	1'39.062	<b>1'40.125</b>
9	1'38.155	1'38.253	1'38.152	1'37.586	1'37.556	1'37.633	1'38.213	1'38.175	1'38.262	1'39.760	1'39.667	1'39.666	1'39.874	1'40.559
10	1'39.003	1'37.722	1'38.301	<b>1'37.521</b>	<b>1'37.317</b>	<b>1'37.360</b>	1'38.552	1'38.433	1'38.230	1'39.340	1'40.130	1'39.316	1'39.564	1'40.635

	14 Vel	16 Han	94 Pea	83 WaJ	56 SmM	21 Plu	99 Cle	2 Com	6 Has	58 Dev	8 Eva	72 For	50 SmR	9 Ash
1	1'44.899	1'46.181	1'46.042	1'46.943	1'46.651	1'47.563	1'47.245	1'49.060	1'48.066	1'48.447	1'49.675	1'49.540	1'50.554	1'49.288
2	<b>1'40.060</b>	<b>1'39.831</b>	1'41.251	1'41.034	1'40.977	1'41.570	<b>1'41.509</b>	1'41.643	1'41.837	1'41.754	1'42.960	1'43.611	1'43.133	1'43.236
3	1'40.887	1'40.438	1'41.567	1'41.169	<b>1'40.903</b>	1'41.373	1'42.005	1'41.669	1'41.789	1'42.239	1'42.109	<b>1'42.446</b>	1'43.262	1'44.558
4	1'41.179	1'41.263	1'41.681	<b>1'40.913</b>	1'41.175	1'41.964	1'42.169	<b>1'41.187</b>	1'41.990	<b>1'41.590</b>	1'42.517	1'42.653	1'43.052	<b>1'43.135</b>
5	1'41.280	1'40.906	1'41.730	1'41.679	1'42.375	1'41.787	1'41.752	1'41.915	1'42.503	1'42.372	1'42.414	1'43.200	1'43.668	1'43.696
6	1'40.236	1'40.382	1'41.362	1'41.103	1'41.054	1'41.342	1'42.080	1'42.006	<b>1'41.542</b>	1'41.778	1'42.198	1'43.073	1'43.458	1'43.345
7	1'40.221	1'40.570	1'40.810	1'41.119	1'41.047	<b>1'40.961</b>	1'41.525	1'42.516	1'42.381	1'42.262	1'41.692	1'43.442	1'44.005	1'43.217
8	1'40.070	1'40.684	1'41.295	1'41.078	1'41.280	1'41.728	1'42.133	1'41.930	1'42.435	1'42.306	<b>1'41.375</b>	1'43.396	1'43.170	1'44.039
9	1'40.621	1'40.274	<b>1'40.683</b>	1'41.980	1'41.865	1'41.536	1'41.749	1'41.650	1'41.628	1'41.648	1'41.647	1'43.270	1'43.147	1'43.337
10	1'40.629	1'41.766	1'41.224	1'41.102	1'40.962	1'42.030	1'42.157	1'41.444	1'41.697	1'41.947	1'42.827	1'43.645	<b>1'42.657</b>	1'43.503

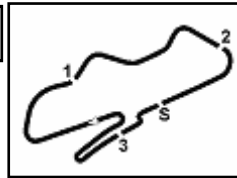
	55 Viv	66 CaJ	76 Hea	10 Glo	70 Cra	28 Dud	32 Fir	92 Lee	27 Bel	65 Coa	19 Bas
1	1'50.993	1'52.286	1'53.958	1'53.641	1'52.849	1'51.605	1'53.330	1'52.022	1'55.525	1'40.891	1'48.009
2	<b>1'43.080</b>	1'44.278	1'45.575	1'45.742	1'46.208	<b>1'44.102</b>	1'45.220	1'46.109	<b>1'46.600</b>	1'37.280	2'25.278
3	1'43.315	1'44.492	1'45.653	1'44.856	1'45.572	1'45.676	1'45.470	1'46.710	1'47.691	1'37.338	
4	1'43.225	1'43.535	1'44.313	1'44.517	1'44.613	1'44.128	<b>1'43.704</b>	<b>1'45.802</b>	1'47.514	<b>1'36.967</b>	
5	1'43.614	1'43.548	1'44.917	1'45.076	1'45.459	1'45.381	1'45.113	1'46.289	1'47.999		
6	1'43.444	1'43.731	1'44.588	1'44.805	<b>1'44.436</b>	1'44.851	1'45.020	1'46.470	1'47.789		
7	1'43.663	<b>1'43.440</b>	1'44.470	<b>1'44.210</b>	1'44.686	1'45.057	1'44.453	1'46.131	1'48.241		
8	1'43.458	1'44.020	1'44.201	1'45.328	1'44.556	1'45.583	1'45.159	1'46.682	1'47.499		
9	1'43.591	1'44.131	<b>1'44.077</b>	1'44.253	1'44.476	1'45.077	1'45.772	1'46.653	1'47.910		
10	1'43.146	1'44.278	1'44.120	1'44.817	1'44.539	1'46.383	1'44.855	1'47.384	1'49.060		



**Prosecco DOC UK Round, 12-14 July 2024  
Best Sectors & Speed Race 2**

**7.3**

**BMW**



Donington Park 4.023 m

1 / 2

**RESULTS**

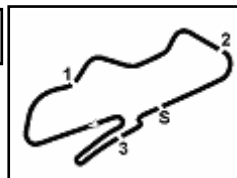
			Laps
1	<b>25 STRUDWICK</b> Thomas	BMW - F900 R	10
2	<b>59 VAREY</b> Robert	BMW - F900 R	3.137
3	<b>77 ELLISON</b> James	BMW - F900 R	3.383
4	<b>79 O'MARA</b> James	BMW - F900 R	5.496
5	<b>24 SMITH</b> Kieram	BMW - F900 R	5.685
6	<b>88 JOHNSON</b> Mason	BMW - F900 R	6.057
7	<b>37 BURRELL</b> Barry	BMW - F900 R	8.273
8	<b>75 SMITH</b> Christian	BMW - F900 R	8.404
9	<b>4 RUTTER</b> Michael	BMW - F900 R	8.687
10	<b>13 SHEILS</b> Derek	BMW - F900 R	18.802
11	<b>11 CARSON</b> Scott	BMW - F900 R	24.337
12	<b>82 BULL</b> James	BMW - F900 R	26.918
13	<b>73 KELLY</b> James	BMW - F900 R	31.036
14	<b>44 PREBBLE</b> Harley	BMW - F900 R	31.536
15	<b>14 VELLA</b> Liam	BMW - F900 R	31.943
16	<b>16 HANKS-ELLIOT</b> Jamie	BMW - F900 R	34.156
17	<b>94 PEARSON</b> Alex	BMW - F900 R	39.506
18	<b>83 WALTON</b> Joe	BMW - F900 R	39.981
19	<b>56 SMITH</b> Mike	BMW - F900 R	40.150
20	<b>21 PLUMLEY</b> Bevan	BMW - F900 R	43.715
21	<b>99 CLEARY</b> James	BMW - F900 R	46.185
22	<b>2 COMPTON</b> Dijon	BMW - F900 R	46.881
23	<b>6 HASLER</b> Peter	BMW - F900 R	47.729
24	<b>58 DEVONPORT</b> Lee	BMW - F900 R	48.204
25	<b>8 EVANS</b> Mark	BMW - F900 R	51.275
26	<b>72 FORD</b> Gary	BMW - F900 R	1'00.137
27	<b>50 SMITH</b> Robert	BMW - F900 R	1'01.967
28	<b>9 ASHINGTON</b> Jordan	BMW - F900 R	1'03.215
29	<b>55 VIVEIROS</b> Tyler	BMW - F900 R	1'03.390
30	<b>66 CARNELL</b> Joe	BMW - F900 R	1'09.600
31	<b>76 HEATH</b> Nick	BMW - F900 R	1'17.733
32	<b>10 GLOSSOP</b> David	BMW - F900 R	1'19.106
33	<b>70 CRAMPTON</b> Dave	BMW - F900 R	1'19.255
34	<b>28 DUDMAN</b> John	BMW - F900 R	1'19.704
35	<b>32 FIRTH</b> Andrew	BMW - F900 R	1'19.957
36	<b>92 LEE</b> Jim	BMW - F900 R	1'32.113
37	<b>27 BELLOSSI</b> Giovanni	BMW - F900 R	1'47.689
RET	<b>65 COATES</b> Nikki	BMW - F900 R	6 Laps
RET	<b>19 BASTABLE</b> Simon	BMW - F900 R	8 Laps

**SPEED**

1	<b>88 JOHNSON</b> Mason	BMW - F900 R	216,0
2	<b>82 BULL</b> James	BMW - F900 R	214,7
3	<b>44 PREBBLE</b> Harley	BMW - F900 R	214,3
4	<b>21 PLUMLEY</b> Bevan	BMW - F900 R	213,4
5	<b>73 KELLY</b> James	BMW - F900 R	213,0
6	<b>79 O'MARA</b> James	BMW - F900 R	212,6
7	<b>59 VAREY</b> Robert	BMW - F900 R	212,2
8	<b>24 SMITH</b> Kieram	BMW - F900 R	211,8
9	<b>16 HANKS-ELLIOT</b> Jamie	BMW - F900 R	211,4
10	<b>94 PEARSON</b> Alex	BMW - F900 R	210,1
11	<b>65 COATES</b> Nikki	BMW - F900 R	210,1
12	<b>55 VIVEIROS</b> Tyler	BMW - F900 R	210,1
13	<b>99 CLEARY</b> James	BMW - F900 R	209,7
14	<b>11 CARSON</b> Scott	BMW - F900 R	209,3
15	<b>14 VELLA</b> Liam	BMW - F900 R	208,9
16	<b>8 EVANS</b> Mark	BMW - F900 R	208,5
17	<b>58 DEVONPORT</b> Lee	BMW - F900 R	208,1
18	<b>10 GLOSSOP</b> David	BMW - F900 R	207,7
19	<b>4 RUTTER</b> Michael	BMW - F900 R	207,3
20	<b>19 BASTABLE</b> Simon	BMW - F900 R	206,9
21	<b>75 SMITH</b> Christian	BMW - F900 R	206,9
22	<b>13 SHEILS</b> Derek	BMW - F900 R	206,9
23	<b>37 BURRELL</b> Barry	BMW - F900 R	206,5
24	<b>9 ASHINGTON</b> Jordan	BMW - F900 R	206,5
25	<b>50 SMITH</b> Robert	BMW - F900 R	206,5
26	<b>77 ELLISON</b> James	BMW - F900 R	206,5
27	<b>25 STRUDWICK</b> Thomas	BMW - F900 R	206,1
28	<b>76 HEATH</b> Nick	BMW - F900 R	205,7
29	<b>6 HASLER</b> Peter	BMW - F900 R	205,7
30	<b>83 WALTON</b> Joe	BMW - F900 R	205,7
31	<b>72 FORD</b> Gary	BMW - F900 R	205,3
32	<b>32 FIRTH</b> Andrew	BMW - F900 R	204,5
33	<b>92 LEE</b> Jim	BMW - F900 R	203,8
34	<b>56 SMITH</b> Mike	BMW - F900 R	203,8
35	<b>70 CRAMPTON</b> Dave	BMW - F900 R	203,4
36	<b>27 BELLOSSI</b> Giovanni	BMW - F900 R	202,6
37	<b>66 CARNELL</b> Joe	BMW - F900 R	202,2
38	<b>28 DUDMAN</b> John	BMW - F900 R	201,9
39	<b>2 COMPTON</b> Dijon	BMW - F900 R	199,6



**Prosecco DOC UK Round, 12-14 July 2024  
Best Sectors & Speed Race 2**

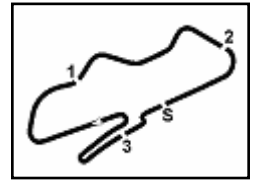


Donington Park 4.023 m

SEG. 1			SEG. 2			SEG. 3			SEG. 4		
1	79 O'MARA James	20.929	1	65 COATES Nikki	26.010	1	59 VAREY Robert	24.239	1	65 COATES Nikki	25.260
2	25 STRUDWICK Thomas	20.939	2	24 SMITH Kieram	26.075	2	25 STRUDWICK Thomas	24.394	2	25 STRUDWICK Thomas	25.278
3	88 JOHNSON Mason	20.945	3	79 O'MARA James	26.100	3	79 O'MARA James	24.410	3	77 ELLISON James	25.300
4	24 SMITH Kieram	20.954	4	77 ELLISON James	26.151	4	24 SMITH Kieram	24.412	4	59 VAREY Robert	25.420
5	65 COATES Nikki	21.035	5	88 JOHNSON Mason	26.173	5	77 ELLISON James	24.422	5	24 SMITH Kieram	25.467
6	59 VAREY Robert	21.085	6	25 STRUDWICK Thomas	26.205	6	37 BURRELL Barry	24.430	6	79 O'MARA James	25.510
7	77 ELLISON James	21.130	7	37 BURRELL Barry	26.229	7	75 SMITH Christian	24.457	7	37 BURRELL Barry	25.526
8	75 SMITH Christian	21.192	8	59 VAREY Robert	26.233	8	88 JOHNSON Mason	24.490	8	13 SHEILS Derek	25.551
9	4 RUTTER Michael	21.196	9	4 RUTTER Michael	26.447	9	4 RUTTER Michael	24.501	9	73 KELLY James	25.593
10	73 KELLY James	21.254	10	75 SMITH Christian	26.459	10	65 COATES Nikki	24.502	10	88 JOHNSON Mason	25.613
11	37 BURRELL Barry	21.259	11	13 SHEILS Derek	26.537	11	13 SHEILS Derek	24.590	11	4 RUTTER Michael	25.643
12	16 HANKS-ELLIOT Jamie	21.316	12	11 CARSON Scott	26.710	12	11 CARSON Scott	24.853	12	75 SMITH Christian	25.650
13	82 BULL James	21.384	13	82 BULL James	26.763	13	16 HANKS-ELLIOT Jamie	24.985	13	82 BULL James	25.661
14	13 SHEILS Derek	21.386	14	73 KELLY James	26.763	14	82 BULL James	25.049	14	11 CARSON Scott	25.752
15	11 CARSON Scott	21.428	15	16 HANKS-ELLIOT Jamie	26.868	15	14 VELLA Liam	25.153	15	44 PREBBLE Harley	25.926
16	14 VELLA Liam	21.495	16	44 PREBBLE Harley	26.915	16	73 KELLY James	25.157	16	94 PEARSON Alex	26.006
17	94 PEARSON Alex	21.505	17	14 VELLA Liam	27.024	17	44 PREBBLE Harley	25.254	17	14 VELLA Liam	26.007
18	56 SMITH Mike	21.606	18	2 COMPTON Dijon	27.139	18	56 SMITH Mike	25.301	18	16 HANKS-ELLIOT Jamie	26.064
19	44 PREBBLE Harley	21.616	19	83 WALTON Joe	27.171	19	94 PEARSON Alex	25.357	19	8 EVANS Mark	26.093
20	83 WALTON Joe	21.627	20	58 DEVONPORT Lee	27.185	20	83 WALTON Joe	25.374	20	56 SMITH Mike	26.131
21	99 CLEARY James	21.692	21	56 SMITH Mike	27.215	21	21 PLUMLEY Bevan	25.410	21	83 WALTON Joe	26.199
22	6 HASLER Peter	21.724	22	94 PEARSON Alex	27.252	22	2 COMPTON Dijon	25.437	22	21 PLUMLEY Bevan	26.277
23	58 DEVONPORT Lee	21.736	23	6 HASLER Peter	27.288	23	58 DEVONPORT Lee	25.544	23	2 COMPTON Dijon	26.281
24	21 PLUMLEY Bevan	21.741	24	99 CLEARY James	27.327	24	6 HASLER Peter	25.562	24	99 CLEARY James	26.284
25	8 EVANS Mark	21.774	25	21 PLUMLEY Bevan	27.404	25	19 BASTABLE Simon	25.586	25	6 HASLER Peter	26.545
26	2 COMPTON Dijon	21.806	26	55 VIVEIROS Tyler	27.582	26	8 EVANS Mark	25.586	26	72 FORD Garv	26.596
27	55 VIVEIROS Tyler	21.901	27	66 CARNELL Joe	27.651	27	72 FORD Garv	25.674	27	58 DEVONPORT Lee	26.608
28	9 ASHINGTON Jordan	22.094	28	8 EVANS Mark	27.662	28	99 CLEARY James	25.732	28	9 ASHINGTON Jordan	26.707
29	66 CARNELL Joe	22.097	29	9 ASHINGTON Jordan	27.708	29	55 VIVEIROS Tyler	25.857	29	50 SMITH Robert	26.721
30	50 SMITH Robert	22.139	30	50 SMITH Robert	27.711	30	50 SMITH Robert	25.874	30	76 HEATH Nick	26.847
31	72 FORD Garv	22.171	31	32 FIRTH Andrew	27.807	31	66 CARNELL Joe	26.060	31	28 DUDMAN John	26.914
32	10 GLOSSOP David	22.241	32	76 HEATH Nick	27.871	32	9 ASHINGTON Jordan	26.075	32	55 VIVEIROS Tyler	27.024
33	76 HEATH Nick	22.301	33	72 FORD Garv	27.873	33	76 HEATH Nick	26.130	33	32 FIRTH Andrew	27.083
34	32 FIRTH Andrew	22.356	34	28 DUDMAN John	28.039	34	10 GLOSSOP David	26.195	34	66 CARNELL Joe	27.147
35	70 CRAMPTON Dave	22.358	35	70 CRAMPTON Dave	28.103	35	28 DUDMAN John	26.231	35	10 GLOSSOP David	27.235
36	28 DUDMAN John	22.445	36	19 BASTABLE Simon	28.151	36	70 CRAMPTON Dave	26.295	36	70 CRAMPTON Dave	27.324
37	92 LEE Jim	22.678	37	10 GLOSSOP David	28.199	37	32 FIRTH Andrew	26.330	37	19 BASTABLE Simon	27.832
38	27 BELLOSSI Giovanni	22.909	38	92 LEE Jim	28.274	38	92 LEE Jim	26.373	38	92 LEE Jim	27.965
39	19 BASTABLE Simon	26.440	39	27 BELLOSSI Giovanni	28.877	39	27 BELLOSSI Giovanni	26.637	39	27 BELLOSSI Giovanni	27.993







Donington Park 4.023 m



BMW MOTORRAD F 900 R CUP

Prosecco DOC UK Round, 12-14 July 2024 Chronological Analysis Race 2

Start at 16:52'29.025

2 / 4

Table with columns: Lap, Seg1, Seg2, Seg3, Seg4, Lap Time, km/h, Local Time. Rows 6-10.

Table with columns: Lap, Seg1, Seg2, Seg3, Seg4, Lap Time, km/h, Local Time. Rows 3-10.

11° 11 S. CARSON [1'38.820]

Table with columns: Lap, Seg1, Seg2, Seg3, Seg4, Lap Time, km/h, Local Time. Rows 1-10.

Race Time 16'36.941

16° 16 J. HANKS-ELLIOT [1'39.831]

Table with columns: Lap, Seg1, Seg2, Seg3, Seg4, Lap Time, km/h, Local Time. Rows 1-10.

Race Time 16'50.082

12° 82 J. BULL [1'39.081]

Table with columns: Lap, Seg1, Seg2, Seg3, Seg4, Lap Time, km/h, Local Time. Rows 1-10.

Race Time 16'42.476

17° 94 A. PEARSON [1'40.683]

Table with columns: Lap, Seg1, Seg2, Seg3, Seg4, Lap Time, km/h, Local Time. Rows 1-10.

Race Time 16'52.295

13° 73 J. KELLY [1'38.949]

Table with columns: Lap, Seg1, Seg2, Seg3, Seg4, Lap Time, km/h, Local Time. Rows 1-10.

Race Time 16'45.057

18° 83 J. WALTON [1'40.913]

Table with columns: Lap, Seg1, Seg2, Seg3, Seg4, Lap Time, km/h, Local Time. Rows 1-10.

Race Time 16'57.645

14° 44 H. PREBBLE [1'40.125]

Table with columns: Lap, Seg1, Seg2, Seg3, Seg4, Lap Time, km/h, Local Time. Rows 1-10.

Race Time 16'49.675

19° 56 M. SMITH [1'40.903]

Table with columns: Lap, Seg1, Seg2, Seg3, Seg4, Lap Time, km/h, Local Time. Rows 1-10.

Race Time 16'58.289

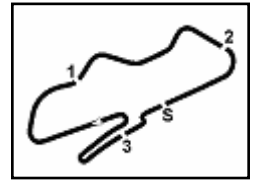
15° 14 L. VELLA [1'40.060]

Table with columns: Lap, Seg1, Seg2, Seg3, Seg4, Lap Time, km/h, Local Time. Rows 1-2.



Prosecco DOC UK Round, 12-14 July 2024 Chronological Analysis Race 2

Start at 16:52'29.025



Donington Park 4.023 m

Table for 20° rider 21 B. PLUMLEY [1'40.961]. Columns: Lap, Seg1, Seg2, Seg3, Seg4, Lap Time, km/h, Local Time. Rows 1-10.

Table for 21° rider 99 J. CLEARY [1'41.509]. Columns: Lap, Seg1, Seg2, Seg3, Seg4, Lap Time, km/h, Local Time. Rows 1-10.

Table for 22° rider 2 D. COMPTON [1'41.187]. Columns: Lap, Seg1, Seg2, Seg3, Seg4, Lap Time, km/h, Local Time. Rows 1-10.

Table for 23° rider 6 P. HASLER [1'41.542]. Columns: Lap, Seg1, Seg2, Seg3, Seg4, Lap Time, km/h, Local Time. Rows 1-10.

Table for 24° rider 58 L. DEVONPORT [1'41.590]. Columns: Lap, Seg1, Seg2, Seg3, Seg4, Lap Time, km/h, Local Time. Rows 1-8.

Table for 25° rider 8 M. EVANS [1'41.375]. Columns: Lap, Seg1, Seg2, Seg3, Seg4, Lap Time, km/h, Local Time. Rows 1-10.

Table for 26° rider 72 G. FORD [1'42.446]. Columns: Lap, Seg1, Seg2, Seg3, Seg4, Lap Time, km/h, Local Time. Rows 1-10.

Table for 27° rider 50 R. SMITH [1'42.657]. Columns: Lap, Seg1, Seg2, Seg3, Seg4, Lap Time, km/h, Local Time. Rows 1-10.

Table for 28° rider 9 J. ASHINGTON [1'43.135]. Columns: Lap, Seg1, Seg2, Seg3, Seg4, Lap Time, km/h, Local Time. Rows 1-10.

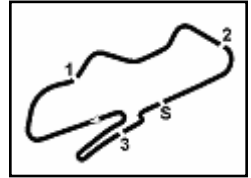
Table for 29° rider 55 T. VIVEIROS [1'43.080]. Columns: Lap, Seg1, Seg2, Seg3, Seg4, Lap Time, km/h, Local Time. Rows 1-5.



### Prosecco DOC UK Round, 12-14 July 2024 Chronological Analysis Race 2

7.4

BMW



Donington Park 4.023 m

4 / 4

Start at 16:52'29.025

6	22.157	27.950	25.984	27.353	1'43.444	200,0	17:02'56.696	3	22.476	28.471	27.091	27.638	1'45.676	193,5	16:57'50.408
7	22.209	28.105	26.080	27.269	1'43.663	198,2	17:04'40.359	4	22.701	28.039	26.474	26.914	1'44.128	192,9	16:59'34.536
8	22.412	27.582	26.278	27.186	1'43.458	204,2	17:06'23.817	5	22.815	28.366	26.853	27.347	1'45.381	189,5	17:01'19.917
9	22.172	28.116	26.005	27.298	1'43.591	201,5	17:08'07.408	6	22.760	28.431	26.508	27.152	1'44.851	190,5	17:03'04.768
10	21.901	27.987	26.073	27.185	1'43.146	204,9	17:09'50.554	7	22.760	28.544	26.652	27.101	1'45.057	192,9	17:04'49.825

Race Time 17'21.529

#### 30° 66 J. CARNELL [1'43.440]

Lap	Seg.1	Seg.2	Seg.3	Seg.4	Lap Time	km/h	Local Time
1		29.508	26.834	27.655	1'52.286	202,2	16:54'21.311
2	22.653	28.283	26.060	27.282	1'44.278	198,2	16:56'05.589
3	22.219	28.046	26.805	27.422	1'44.492	193,5	16:57'50.081
4	22.433	27.651	26.108	27.343	1'43.535	192,9	16:59'33.616
5	22.258	27.867	26.178	27.245	1'43.548	193,2	17:01'17.164
6	22.265	27.945	26.305	27.216	1'43.731	192,2	17:03'00.895
7	22.097	27.801	26.276	27.266	1'43.440	194,2	17:04'44.335
8	22.467	28.123	26.283	27.147	1'44.020	194,2	17:06'28.355
9	22.286	28.219	26.357	27.269	1'44.131	193,2	17:08'12.486
10	22.394	28.172	26.184	27.528	1'44.278	192,9	17:09'56.764

Race Time 17'27.739

#### 31° 76 N. HEATH [1'44.077]

Lap	Seg.1	Seg.2	Seg.3	Seg.4	Lap Time	km/h	Local Time
1		29.592	27.270	27.865	1'53.958	204,5	16:54'22.983
2	22.810	28.190	26.334	28.241	1'45.575	205,7	16:56'08.558
3	22.713	28.334	26.532	28.074	1'45.653	201,9	16:57'54.211
4	22.720	28.094	26.393	27.106	1'44.313	201,5	16:59'38.524
5	22.895	28.489	26.269	27.264	1'44.917	200,4	17:01'23.441
6	22.301	28.178	26.556	27.553	1'44.588	198,5	17:03'08.029
7	22.974	28.142	26.175	27.179	1'44.470	201,1	17:04'52.499
8	22.552	27.871	26.361	27.417	1'44.201	203,8	17:06'36.700
9	22.572	28.143	26.515	26.847	1'44.077	203,0	17:08'20.777
10	22.569	28.314	26.130	27.107	1'44.120	195,7	17:10'04.892

Race Time 17'35.872

#### 32° 10 D. GLOSSOP [1'44.210]

Lap	Seg.1	Seg.2	Seg.3	Seg.4	Lap Time	km/h	Local Time
1		29.753	26.932	27.984	1'53.641	207,7	16:54'22.666
2	22.601	28.418	26.721	28.002	1'45.742	203,4	16:56'08.408
3	22.550	28.513	26.273	27.520	1'44.856	203,4	16:57'53.264
4	22.471	28.316	26.450	27.280	1'44.517	196,7	16:59'37.781
5	22.499	28.676	26.553	27.348	1'45.076	194,9	17:01'22.857
6	22.466	28.322	26.770	27.247	1'44.805	195,7	17:03'07.662
7	22.264	28.386	26.195	27.365	1'44.210	198,5	17:04'51.872
8	22.553	28.199	26.800	27.776	1'45.328	204,2	17:06'37.200
9	22.241	28.333	26.444	27.235	1'44.253	200,4	17:08'21.453
10	22.476	28.352	26.575	27.414	1'44.817	201,5	17:10'06.270

Race Time 17'37.245

#### 33° 70 D. CRAMPTON [1'44.436]

Lap	Seg.1	Seg.2	Seg.3	Seg.4	Lap Time	km/h	Local Time
1		29.623	26.753	27.902	1'52.849	203,4	16:54'21.874
2	22.580	28.704	27.082	27.842	1'46.208	200,0	16:56'08.082
3	22.624	28.544	26.680	27.724	1'45.572	199,6	16:57'53.654
4	22.457	28.402	26.430	27.324	1'44.613	196,4	16:59'38.267
5	22.799	28.591	26.588	27.481	1'45.459	196,0	17:01'23.726
6	22.384	28.192	26.334	27.526	1'44.436	200,4	17:03'08.162
7	22.358	28.411	26.561	27.356	1'44.686	197,4	17:04'52.848
8	22.399	28.209	26.439	27.509	1'44.556	197,8	17:06'37.404
9	22.384	28.314	26.295	27.483	1'44.476	200,4	17:08'21.880
10	22.550	28.103	26.427	27.459	1'44.539	201,9	17:10'06.419

Race Time 17'37.394

#### 34° 28 J. DUDMAN [1'44.102]

Lap	Seg.1	Seg.2	Seg.3	Seg.4	Lap Time	km/h	Local Time
1		29.409	26.670	27.298	1'51.605	201,9	16:54'20.630
2	22.445	28.339	26.231	27.087	1'44.102	197,1	16:56'04.732

14/07/2024 P = Pits In/Out - C = Lap Time Cancelled

#### 35° 32 A. FIRTH [1'43.704]

Lap	Seg.1	Seg.2	Seg.3	Seg.4	Lap Time	km/h	Local Time
1		29.675	27.026	27.808	1'53.330	204,5	16:54'22.355
2	22.571	28.430	26.669	27.550	1'45.220	202,6	16:56'07.575
3	22.727	28.375	26.660	27.708	1'45.470	204,5	16:57'53.045
4	22.484	27.807	26.330	27.083	1'43.704	198,2	16:59'36.749
5	22.508	28.264	26.845	27.496	1'45.113	198,2	17:01'21.862
6	22.625	28.112	26.495	27.788	1'45.020	195,3	17:03'06.882
7	22.356	28.193	26.390	27.514	1'44.453	198,5	17:04'51.335
8	22.524	28.468	26.410	27.757	1'45.159	199,3	17:06'36.494
9	22.483	28.231	26.957	28.101	1'45.772	200,7	17:08'22.266
10	22.422	28.255	26.523	27.655	1'44.855	199,3	17:10'07.121

Race Time 17'38.096

#### 36° 92 J. LEE [1'45.802]

Lap	Seg.1	Seg.2	Seg.3	Seg.4	Lap Time	km/h	Local Time
1		29.223	26.973	27.965	1'52.022	203,8	16:54'21.047
2	22.829	28.921	26.373	27.986	1'46.109	202,2	16:56'07.156
3	22.942	28.356	26.942	28.470	1'46.710	197,1	16:57'53.866
4	22.678	28.274	26.775	28.075	1'45.802	200,7	16:59'39.668
5	23.111	28.659	26.548	27.971	1'46.289	197,4	17:01'25.957
6	22.779	28.794	26.804	28.093	1'46.470	195,3	17:03'12.427
7	22.942	28.566	26.512	28.111	1'46.131	197,8	17:04'58.558
8	22.941	28.812	26.781	28.148	1'46.682	196,7	17:06'45.240
9	23.028	28.747	26.680	28.198	1'46.653	194,6	17:08'31.893
10	23.271	28.915	26.896	28.302	1'47.384	196,0	17:10'19.277

Race Time 17'50.252

#### 37° 27 G. BELLOSSI [1'46.600]

Lap	Seg.1	Seg.2	Seg.3	Seg.4	Lap Time	km/h	Local Time
1		29.874	27.131	28.896	1'55.525	202,6	16:54'24.550
2	22.919	28.877	26.637	28.167	1'46.600	201,5	16:56'11.150
3	22.909	28.964	26.972	28.846	1'47.691	195,3	16:57'58.841
4	23.259	29.153	26.791	28.311	1'47.514	196,7	16:59'46.355
5	23.255	29.370	26.895	28.479	1'47.999	194,9	17:01'34.354
6	23.253	29.632	26.861	28.043	1'47.789	193,2	17:03'22.143
7	23.328	29.051	26.850	29.012	1'48.241	196,4	17:05'10.384
8	23.133	29.166	27.207	27.993	1'47.499	195,3	17:06'57.883
9	23.436	29.057	27.088	28.329	1'47.910	195,3	17:08'45.793
10	23.427	29.288	27.127	29.218	1'49.060	194,6	17:10'34.853

Race Time 18'05.828

#### RET 65 N. COATES [1'36.967]

Lap	Seg.1	Seg.2	Seg.3	Seg.4	Lap Time	km/h	Local Time
1		26.499	24.741	25.756	1'40.891	210,1	16:54'09.916
2	21.236	26.049	24.502	25.493	1'37.280	209,7	16:55'47.196
3	21.090	26.010	24.830	25.408	1'37.338	209,7	16:57'24.534
4	21.035	26.122	24.550	25.260	1'36.967	205,3	16:59'01.501

Race Time 6'32.476

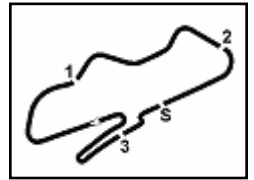
#### RET 19 S. BASTABLE

Lap	Seg.1	Seg.2	Seg.3	Seg.4	Lap Time	km/h	Local Time
1		28.151	25.586	27.832	1'48.009	206,9	16:54'17.034
2	50.280	30.846	30.426	33.726	2'25.278P	168,5	16:56'42.312

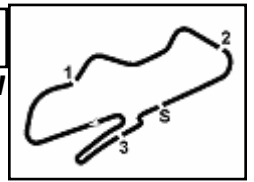
Race Time 4'13.287

**Session started - Session ended**

N  
NW  
W  
SW  
S  
SE  
E  
NE  
N



1	1	65 COATES N. BMW	2	25 STRUDWICK T. BMW	3	77 ELLISON J. BMW
2	4	24 SMITH K. BMW	5	37 BURRELL B. BMW	6	59 VAREY R. BMW
3	7	88 JOHNSON M. BMW	8	75 SMITH C. BMW	9	4 RUTTER M. BMW
4	10	13 SHEILS D. BMW	11	79 O'MARA J. BMW	12	11 CARSON S. BMW
5	13	14 VELLA L. BMW	14	94 PEARSON A. BMW	15	56 SMITH M. BMW
6	16	83 WALTON J. BMW	17	44 PREBBLE H. BMW	18	16 HANKS-ELLIOT J. BMW
7	19	21 PLUMLEY B. BMW	20	19 BASTABLE S. BMW	21	99 CLEARY J. BMW
8	22	58 DEVONPORT L. BMW	23	6 HASLER P. BMW	24	8 EVANS M. BMW
9	25	9 ASHINGTON J. BMW	26	50 SMITH R. BMW	27	72 FORD G. BMW
10	28	28 DUDMAN J. BMW	29	66 CARNELL J. BMW	30	55 VIVEIROS T. BMW
11	31	70 CRAMPTON D. BMW	32	10 GLOSSOP D. BMW	33	76 HEATH N. BMW
12	34	32 FIRTH A. BMW	35	92 LEE J. BMW	36	82 BULL J. BMW
13	37	2 COMPTON D. BMW	38	73 KELLY J. BMW	39	27 BELLOSSI G. BMW



No.	Rider	Nat	Team	Bike	Lap	Time	Gap
1	<b>65</b> N. <b>COATES</b>		ADR Racing / Emie Cates Trak Days	BMW - F900 R	4	<b>1'36.967</b>	
2	<b>25</b> T. <b>STRUDWICK</b>		Case Moto BMW	BMW - F900 R	2	<b>1'37.011</b>	0.044
3	<b>59</b> R. <b>VAREY</b>		Stanford Fastine	BMW - F900 R	4	<b>1'37.052</b>	0.085
4	<b>77</b> J. <b>ELLISON</b>		Team SBR / Bathams Racing	BMW - F900 R	2	<b>1'37.194</b>	0.227
5	<b>24</b> K. <b>SMITH</b>		Bowker Motorrad / Bathams Racing	BMW - F900 R	10	<b>1'37.317</b>	0.350
6	<b>88</b> M. <b>JOHNSON</b>		Johnson Racing	BMW - F900 R	10	<b>1'37.360</b>	0.393
7	<b>79</b> J. <b>O'MARA</b>		BRP Racing - Alton Compressors	BMW - F900 R	10	<b>1'37.521</b>	0.554
8	<b>37</b> B. <b>BURRELL</b>		Halliwell Jones Mororrad	BMW - F900 R	2	<b>1'37.561</b>	0.594
9	<b>4</b> M. <b>RUTTER</b>		Bathams Racing	BMW - F900 R	8	<b>1'37.957</b>	0.990
10	<b>75</b> C. <b>SMITH</b>		SCH Motoprep / Bathams Racing	BMW - F900 R	7	<b>1'37.972</b>	1.005
11	<b>13</b> D. <b>SHEILS</b>		Team ART OF RACING	BMW - F900 R	3	<b>1'38.538</b>	1.571
12	<b>11</b> S. <b>CARSON</b>		Team Cryosol	BMW - F900 R	2	<b>1'38.820</b>	1.853
13	<b>73</b> J. <b>KELLY</b>		Team ART OF RACING	BMW - F900 R	7	<b>1'38.949</b>	1.982
14	<b>82</b> J. <b>BULL</b>		Ready4Racing Vision	BMW - F900 R	8	<b>1'39.081</b>	2.114
15	<b>16</b> J. <b>HANKS-ELLIOT</b>		FHO Racing BMW Motorrad	BMW - F900 R	2	<b>1'39.831</b>	2.864
16	<b>14</b> L. <b>VELLA</b>		2 Strokes Racing	BMW - F900 R	2	<b>1'40.060</b>	3.093
17	<b>44</b> H. <b>PREBBLE</b>		Harley Prebbe Racing / 2 Strokes Racing	BMW - F900 R	8	<b>1'40.125</b>	3.158
18	<b>94</b> A. <b>PEARSON</b>		Pearson Racing	BMW - F900 R	9	<b>1'40.683</b>	3.716
19	<b>56</b> M. <b>SMITH</b>		Smiff's Garage	BMW - F900 R	3	<b>1'40.903</b>	3.936
20	<b>83</b> J. <b>WALTON</b>		KBP Racing	BMW - F900 R	4	<b>1'40.913</b>	3.946
21	<b>21</b> B. <b>PLUMLEY</b>		A&B Racing POWERED BY HMY	BMW - F900 R	7	<b>1'40.961</b>	3.994
22	<b>2</b> D. <b>COMPTON</b>		BMW Dubai	BMW - F900 R	4	<b>1'41.187</b>	4.220
23	<b>8</b> M. <b>EVANS</b>		TITAN BEDS RACING	BMW - F900 R	8	<b>1'41.375</b>	4.408
24	<b>99</b> J. <b>CLEARY</b>		JCR Motorsport	BMW - F900 R	2	<b>1'41.509</b>	4.542
25	<b>6</b> P. <b>HASLER</b>		Team ART OF RACING	BMW - F900 R	6	<b>1'41.542</b>	4.575
26	<b>58</b> L. <b>DEVONPORT</b>		Team ART OF RACING	BMW - F900 R	4	<b>1'41.590</b>	4.623
27	<b>72</b> G. <b>FORD</b>		72 Racelife	BMW - F900 R	3	<b>1'42.446</b>	5.479
28	<b>50</b> R. <b>SMITH</b>		SCH MotoPrep	BMW - F900 R	10	<b>1'42.657</b>	5.690
29	<b>55</b> T. <b>VIVEIROS</b>		Army Motorcycle Road Race Team	BMW - F900 R	2	<b>1'43.080</b>	6.113
30	<b>9</b> J. <b>ASHINGTON</b>		Jordz Racing	BMW - F900 R	4	<b>1'43.135</b>	6.168
31	<b>66</b> J. <b>CARNELL</b>		CRT	BMW - F900 R	7	<b>1'43.440</b>	6.473
32	<b>32</b> A. <b>FIRTH</b>		IMP Racing	BMW - F900 R	4	<b>1'43.704</b>	6.737
33	<b>76</b> N. <b>HEATH</b>		HDD Racing	BMW - F900 R	9	<b>1'44.077</b>	7.110
34	<b>28</b> J. <b>DUDMAN</b>		CIRENCESTER	BMW - F900 R	2	<b>1'44.102</b>	7.135
35	<b>10</b> D. <b>GLOSSOP</b>		HelloDave Racing	BMW - F900 R	7	<b>1'44.210</b>	7.243
36	<b>70</b> D. <b>CRAMPTON</b>		Dave Crampton Racing	BMW - F900 R	6	<b>1'44.436</b>	7.469
37	<b>92</b> J. <b>LEE</b>		DWR Racing	BMW - F900 R	4	<b>1'45.802</b>	8.835
38	<b>27</b> G. <b>BELLOSI</b>		Team ADR	BMW - F900 R	2	<b>1'46.600</b>	9.633