

## Prosecco DOC UK Round, 12-14 July 2024 Results Race 2

Laps 10 = 40,230 Km - Time of Race 16'52.525 - Avg. 143,036 km/h

Donington Park 4.023 m

1 / 2

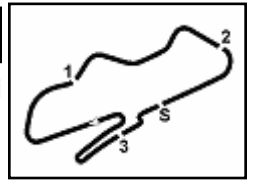
Pos	Grid	No. Rider	Nat	Team	Bike	LL	Gap	Rel.	Fastest Lap	Speed	Qualifying	Speed
1	3	<b>32 L. SMART</b>	GBR	Smart Racing	Kawasaki ZX4RR	10			1'40.163	203,0		202,2
2	20	<b>77 L. VENEMAN</b>	GBR	Veneman Racesupport	Kawasaki ZX4RR	10	<b>0.116</b>	0.116	1'40.120	206,1		199,3
3	9	<b>22 T. WIKINSON</b>	GBR	The Fire Place Racing	Kawasaki ZX4RR	10	<b>0.468</b>	0.352	1'40.174	204,9		196,4
4	1	<b>90 K. KELLY</b>	GBR	Rokit Rookies	Kawasaki ZX4RR	10	<b>0.670</b>	0.202	1'40.364	205,7		202,6
5	5	<b>15 C. JONES</b>	GBR	Rokit Rookies	Kawasaki ZX4RR	10	<b>1.197</b>	0.527	1'40.504	203,8		202,2
6	4	<b>27 C. BEACH</b>	GBR	Upvc outlet Racing	Kawasaki ZX4RR	10	<b>1.380</b>	0.183	1'40.194	203,0		201,1
7	7	<b>12 H. SNELL</b>	GBR	Rokit Rookies	Kawasaki ZX4RR	10	<b>2.609</b>	1.229	1'40.346	204,9		200,0
8	6	<b>95 G. MARSHALL</b>	GBR	Team Marshall Racing	Kawasaki ZX4RR	10	<b>3.667</b>	1.058	1'40.738	203,0		200,0
9	14	<b>61 F. OAKLEY</b>	GBR	Oakley	Kawasaki ZX4RR	10	<b>16.288</b>	12.621	1'41.898	203,4		201,5
10	11	<b>45 M. MACKENZIE</b>	GBR	ELPM / Kikcaldy awasaki	Kawasaki ZX4RR	10	<b>16.779</b>	0.491	1'41.478	197,4		196,7
11	10	<b>35 Z. WESTON</b>	GBR	Speedy freight RDRacing	Kawasaki ZX4RR	10	<b>16.824</b>	0.045	1'41.625	203,0		201,1
12	13	<b>69 D. O MAHONY</b>	GBR	Rokit Rookies	Kawasaki ZX4RR	10	<b>20.178</b>	3.354	1'42.075	201,9		200,4
13	12	<b>41 L. HOPKINS</b>	GBR	Chris Walker Kawasaki	Kawasaki ZX4RR	10	<b>22.105</b>	1.927	1'42.565	202,2		198,9
14	19	<b>8 B. O'MALLEY</b>	GBR	Ready4Racing Vision Team	Kawasaki ZX4RR	10	<b>40.882</b>	18.777	1'43.986	191,5		197,4
15	16	<b>17 C. MARCUZZO</b>	GBR	Rokit Rookies	Kawasaki ZX4RR	10	<b>50.360</b>	9.478	1'45.224	195,7		195,3
16	18	<b>50 J. YELDHAM</b>	GBR	Rokit Rookies	Kawasaki ZX4RR	10	<b>1'03.953</b>	13.593	1'46.369	193,9		191,2
17	17	<b>96 F. SCHIPPER</b>	GBR	Rokit Rookies	Kawasaki ZX4RR	10	<b>1'05.872</b>	1.919	1'45.539	199,6		196,7
<b>-----Not Classified-----</b>												
RET	15	<b>19 C. DANCE</b>	GBR	NFG Racing	Kawasaki ZX4RR	6	<b>4 Laps</b>		1'42.754	198,2		196,4
RET	2	<b>25 B. GAWITH</b>	GBR	Rokit Rookies	Kawasaki ZX4RR	4	<b>6 Laps</b>		1'40.475	198,9		203,8
RET	8	<b>9 C. HARRIS</b>	GBR	Team SBR Kawasaki	Kawasaki ZX4RR	0						194,9

AIR	Humidity:	71%	Temp:	17°C
TRACK	Condition:	Dry	Temp:	21°C

Race Fastest Lap	(New Record)	Lap 4	L.Veneman	1'40.120	144,654 Km/h
------------------	--------------	-------	-----------	----------	--------------

14/07/2024	Start 11:40	End 11:58
------------	----------------	--------------

The results are provisional until the end of the time limit for protests and appeals and the completion of the technical checks.



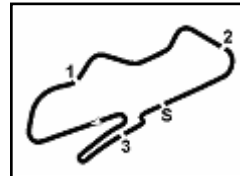
**Race Highlights**

Time	No. Rider	Description
11.38.02		Warm Up Lap Started
11.40.32		Start of Session
11.41.57	<b>9 C. HARRIS</b>	#9 Technical Problem - Turn 5
11.42.09		No Jump Starts
11.42.20	<b>9 C. HARRIS</b>	#9 Not Actively Competing
11.45.00		Official Ambient Temperature: 17.7 degrees
11.49.07	<b>25 B. GAWITH</b>	#25 Crashed - Turn 11
11.49.33	<b>25 B. GAWITH</b>	#25 Not Actively Competing
11.50.43		2/3 of Race Distance Completed
11.50.56	<b>19 C. DANCE</b>	#19 Entered Pit Lane
11.51.41	<b>69 D. O MAHONY</b>	#69 no penalties for course cutting on turn 9
11.58.43		End of Session

**Prosecco DOC UK Round, 12-14 July 2024**  
**Lap Chart Race 2**

**4.2**

**Kawasaki**

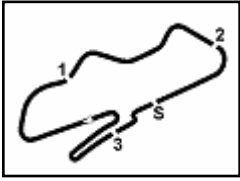


Donington Park 4.023 m

**1 / 3**

		Lap									
	1	2	3	4	5	6	7	8	9	10	
1	25	25	12	25	77	77	77	77	32	32	
2	32	12	25	12	12	22	22	22	77	77	
3	12	15	15	77	32	32	32	32	22	22	
4	15	32	32	32	90	12	90	90	90	90	
5	22	90	77	15	22	90	12	12	12	15	
6	90	77	22	90	15	15	15	15	15	27	
7	27	22	27	22	95	27	27	27	27	12	
8	95	27	90	95	27	95	95	95	95	95	
9	77	95	95	27	61	61	61	61	61	61	
10	45	61	61	61	45	45	35	45	35	45	
11	61	45	45	45	35	35	45	35	45	35	
12	35	69	69	69	41	41	69	69	69	69	
13	41	41	41	35	69	69	41	41	41	41	
14	69	35	35	41	19	8	8	8	8	8	
15	19	19	19	19	8	17	17	17	17	17	
16	17	8	8	8	17	19	50	50	50	50	
17	8	17	17	17	50	50	96	96	96	96	
18	96	50	50	50	96	96					
19	50	96	96	96							

Final Result		
1	<b>32 SMART</b> L.	Laps 10
2	<b>77 VENEMAN</b> L.	0.116
3	<b>22 WIKINSON</b> T.	0.468
4	<b>90 KELLY</b> K.	0.670
5	<b>15 JONES</b> C.	1.197
6	<b>27 BEACH</b> C.	1.380
7	<b>12 SNELL</b> H.	2.609
8	<b>95 MARSHALL</b> G.	3.667
9	<b>61 OAKLEY</b> F.	16.288
10	<b>45 MACKENZIE</b> M.	16.779
11	<b>35 WESTON</b> Z.	16.824
12	<b>69 O MAHONY</b> D.	20.178
13	<b>41 HOPKINS</b> L.	22.105
14	<b>8 O'MALLEY</b> B.	40.882
15	<b>17 MARCUZZO</b> C.	50.360
16	<b>50 YELDHAM</b> J.	1'03.953
17	<b>96 SCHIPPER</b> F.	1'05.872
RET	<b>19 DANCE</b> C.	4 Laps
RET	<b>25 GAWITH</b> B.	6 Laps
RET	<b>9 HARRIS</b> C.	



Donington Park 4.023 m

**Prosecco DOC UK Round, 12-14 July 2024**  
**Lap Chart Race 2**

**Lap 1**

1	<b>25</b> Gawith B.	1'44.412
2	<b>32</b> Smart L.	0.394
3	<b>12</b> Snell H.	0.639
4	<b>15</b> Jones C.	0.849
5	<b>22</b> Wilkinson T.	0.992
6	<b>90</b> Kelly K.	1.348
7	<b>27</b> Beach C.	1.499
8	<b>95</b> Marshall G.	2.034
9	<b>77</b> Veneman L.	2.350
10	<b>45</b> Mackenzie M.	2.670
11	<b>61</b> Oakley F.	2.862
12	<b>35</b> Weston Z.	2.950
13	<b>41</b> Hopkins L.	3.051
14	<b>69</b> O Mahony D.	3.376
15	<b>19</b> Dance C.	4.590
16	<b>17</b> Marcuzzo C.	5.821
17	<b>8</b> O'Malley B.	6.049
18	<b>96</b> Schipper F.	7.425
19	<b>50</b> Yeldham J.	7.937

**Lap 2**

1	<b>25</b> Gawith B.	3'25.895
2	<b>12</b> Snell H.	0.103
3	<b>15</b> Jones C.	0.464
4	<b>32</b> Smart L.	0.672
5	<b>90</b> Kelly K.	0.952
6	<b>77</b> Veneman L.	1.214
7	<b>22</b> Wilkinson T.	1.359
8	<b>27</b> Beach C.	1.390
9	<b>95</b> Marshall G.	1.734
10	<b>61</b> Oakley F.	3.634
11	<b>45</b> Mackenzie M.	4.507
12	<b>69</b> O Mahony D.	4.722
13	<b>41</b> Hopkins L.	5.053
14	<b>35</b> Weston Z.	5.251
15	<b>19</b> Dance C.	5.861
16	<b>8</b> O'Malley B.	8.963
17	<b>17</b> Marcuzzo C.	9.906
18	<b>50</b> Yeldham J.	12.823
19	<b>96</b> Schipper F.	15.112

**Lap 3**

1	<b>12</b> Snell H.	5'07.228
2	<b>25</b> Gawith B.	0.295
3	<b>15</b> Jones C.	0.749
4	<b>32</b> Smart L.	0.857
5	<b>77</b> Veneman L.	1.139
6	<b>22</b> Wilkinson T.	1.305
7	<b>27</b> Beach C.	1.425
8	<b>90</b> Kelly K.	1.668
9	<b>95</b> Marshall G.	1.768
10	<b>61</b> Oakley F.	4.720
11	<b>45</b> Mackenzie M.	5.464
12	<b>69</b> O Mahony D.	6.106
13	<b>41</b> Hopkins L.	6.285
14	<b>35</b> Weston Z.	6.494
15	<b>19</b> Dance C.	10.143
16	<b>8</b> O'Malley B.	11.903
17	<b>17</b> Marcuzzo C.	13.863
18	<b>50</b> Yeldham J.	18.153
19	<b>96</b> Schipper F.	20.527

**Lap 4**

1	<b>25</b> Gawith B.	6'47.998
2	<b>12</b> Snell H.	0.167
3	<b>77</b> Veneman L.	0.489
4	<b>32</b> Smart L.	0.698
5	<b>15</b> Jones C.	0.838
6	<b>90</b> Kelly K.	1.266
7	<b>22</b> Wilkinson T.	1.682
8	<b>95</b> Marshall G.	1.987

9	<b>27</b> Beach C.	3.031
10	<b>61</b> Oakley F.	6.089
11	<b>45</b> Mackenzie M.	6.954
12	<b>69</b> O Mahony D.	7.411
13	<b>35</b> Weston Z.	7.746
14	<b>41</b> Hopkins L.	8.143
15	<b>19</b> Dance C.	13.143
16	<b>8</b> O'Malley B.	15.212
17	<b>17</b> Marcuzzo C.	18.317
18	<b>50</b> Yeldham J.	24.584
19	<b>96</b> Schipper F.	26.265

**Lap 5**

1	<b>77</b> Veneman L.	8'28.790
2	<b>12</b> Snell H.	0.253
3	<b>32</b> Smart L.	0.685
4	<b>90</b> Kelly K.	1.171
5	<b>22</b> Wilkinson T.	1.289
6	<b>15</b> Jones C.	1.443
7	<b>95</b> Marshall G.	2.224
8	<b>27</b> Beach C.	2.996
9	<b>61</b> Oakley F.	7.636
10	<b>45</b> Mackenzie M.	8.502
11	<b>35</b> Weston Z.	8.627
12	<b>41</b> Hopkins L.	9.948
13	<b>69</b> O Mahony D.	10.926
14	<b>19</b> Dance C.	15.471
15	<b>8</b> O'Malley B.	18.406
16	<b>17</b> Marcuzzo C.	23.387
17	<b>50</b> Yeldham J.	31.397
18	<b>96</b> Schipper F.	33.606

**Lap 6**

1	<b>77</b> Veneman L.	10'09.849
2	<b>22</b> Wilkinson T.	0.404
3	<b>32</b> Smart L.	0.548
4	<b>12</b> Snell H.	0.686
5	<b>90</b> Kelly K.	0.991
6	<b>15</b> Jones C.	1.175
7	<b>27</b> Beach C.	2.153
8	<b>95</b> Marshall G.	2.486
9	<b>61</b> Oakley F.	8.676
10	<b>45</b> Mackenzie M.	9.453
11	<b>35</b> Weston Z.	9.534
12	<b>41</b> Hopkins L.	11.842
13	<b>69</b> O Mahony D.	12.462
14	<b>8</b> O'Malley B.	23.632
15	<b>17</b> Marcuzzo C.	27.952
16	<b>19</b> Dance C.	30.943
17	<b>50</b> Yeldham J.	36.790
18	<b>96</b> Schipper F.	39.492

**Lap 7**

1	<b>77</b> Veneman L.	11'50.372
2	<b>22</b> Wilkinson T.	0.283
3	<b>32</b> Smart L.	0.495
4	<b>90</b> Kelly K.	0.832
5	<b>12</b> Snell H.	1.166
6	<b>15</b> Jones C.	1.400
7	<b>27</b> Beach C.	1.869
8	<b>95</b> Marshall G.	2.898
9	<b>61</b> Oakley F.	10.077
10	<b>35</b> Weston Z.	10.636
11	<b>45</b> Mackenzie M.	11.153
12	<b>69</b> O Mahony D.	14.972
13	<b>41</b> Hopkins L.	15.182
14	<b>8</b> O'Malley B.	28.455
15	<b>17</b> Marcuzzo C.	33.493
16	<b>50</b> Yeldham J.	42.738
17	<b>96</b> Schipper F.	48.238

**Lap 8**

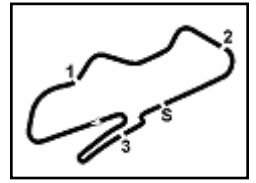
1	<b>77</b> Veneman L.	13'30.917
2	<b>22</b> Wilkinson T.	0.430
3	<b>32</b> Smart L.	0.549
4	<b>90</b> Kelly K.	0.803
5	<b>12</b> Snell H.	0.967
6	<b>15</b> Jones C.	1.359
7	<b>27</b> Beach C.	1.518
8	<b>95</b> Marshall G.	3.788
9	<b>61</b> Oakley F.	13.345
10	<b>45</b> Mackenzie M.	13.578
11	<b>35</b> Weston Z.	13.649
12	<b>69</b> O Mahony D.	17.005
13	<b>41</b> Hopkins L.	17.243
14	<b>8</b> O'Malley B.	32.449
15	<b>17</b> Marcuzzo C.	38.683
16	<b>50</b> Yeldham J.	49.134
17	<b>96</b> Schipper F.	55.075

**Lap 9**

1	<b>32</b> Smart L.	15'11.629
2	<b>77</b> Veneman L.	0.297
3	<b>22</b> Wilkinson T.	0.570
4	<b>90</b> Kelly K.	0.874
5	<b>12</b> Snell H.	1.180
6	<b>15</b> Jones C.	1.326
7	<b>27</b> Beach C.	1.485
8	<b>95</b> Marshall G.	3.814
9	<b>61</b> Oakley F.	15.286
10	<b>35</b> Weston Z.	15.593
11	<b>45</b> Mackenzie M.	16.197
12	<b>69</b> O Mahony D.	18.580
13	<b>41</b> Hopkins L.	19.535
14	<b>8</b> O'Malley B.	37.114
15	<b>17</b> Marcuzzo C.	44.392
16	<b>50</b> Yeldham J.	58.098
17	<b>96</b> Schipper F.	1'01.229

**Lap 10**

1	<b>32</b> Smart L.	16'52.525
2	<b>77</b> Veneman L.	0.116
3	<b>22</b> Wilkinson T.	0.468
4	<b>90</b> Kelly K.	0.670
5	<b>15</b> Jones C.	1.197
6	<b>27</b> Beach C.	1.380
7	<b>12</b> Snell H.	2.609
8	<b>95</b> Marshall G.	3.667
9	<b>61</b> Oakley F.	16.288
10	<b>45</b> Mackenzie M.	16.779
11	<b>35</b> Weston Z.	16.824
12	<b>69</b> O Mahony D.	20.178
13	<b>41</b> Hopkins L.	22.105
14	<b>8</b> O'Malley B.	40.882
15	<b>17</b> Marcuzzo C.	50.360
16	<b>50</b> Yeldham J.	1'03.953
17	<b>96</b> Schipper F.	1'05.872



Race Pace Comparison

	32 Sma	77 Ven	22 Wik	90 Kel	15 Jon	27 Bea	12 Sne	95 Mas	61 Dak	45 Mac	35 Wes	69 Mah	41 Hop	8 DMa
1	1'44.806	1'46.762	1'45.404	1'45.760	1'45.261	1'45.911	1'46.446	1'47.274	1'47.082	1'47.362	1'47.788	1'47.463	1'50.461	
2	1'41.761	1'40.347	1'41.850	1'41.087	1'41.098	1'41.374	1'40.947	1'41.183	1'42.255	1'43.320	1'43.784	1'42.829	1'43.485	1'44.397
3	1'41.518	1'41.258	1'41.279	1'42.049	1'41.618	1'41.368	1'41.230	1'41.367	1'42.419	1'42.290	1'42.576	1'42.717	<b>1'42.565</b>	1'44.273
4	1'40.611	<b>1'40.120</b>	1'41.147	1'40.368	1'40.859	1'42.376	1'40.937	1'40.989	1'42.139	1'42.260	1'42.022	<b>1'42.075</b>	1'42.628	1'44.079
5	1'40.779	1'40.303	1'40.399	1'40.697	1'41.397	1'40.757	1'40.878	1'41.029	1'42.339	1'42.340	1'41.673	1'44.307	1'42.597	<b>1'43.986</b>
6	1'40.922	1'41.059	<b>1'40.174</b>	1'40.879	1'40.791	1'40.216	1'41.492	1'41.321	1'42.099	1'42.010	1'41.966	1'42.595	1'42.953	1'46.285
7	1'40.470	1'40.523	1'40.402	<b>1'40.364</b>	1'40.748	1'40.239	1'41.003	1'40.935	1'41.924	1'42.223	<b>1'41.625</b>	1'43.033	1'43.863	1'45.346
8	1'40.599	1'40.545	1'40.692	1'40.516	<b>1'40.504</b>	<b>1'40.194</b>	<b>1'40.346</b>	1'41.435	1'43.813	1'42.970	1'43.558	1'42.578	1'42.606	1'44.539
9	<b>1'40.163</b>	1'41.009	1'40.852	1'40.783	1'40.679	1'40.679	1'40.925	<b>1'40.738</b>	1'42.653	1'43.331	1'42.656	1'42.287	1'43.004	1'45.377
10	1'40.896	1'40.715	1'40.794	1'40.692	1'40.767	1'40.791	1'42.325	1'40.749	<b>1'41.898</b>	<b>1'41.478</b>	1'42.127	1'42.494	1'43.466	1'44.664

	17 Mar	50 Yel	96 Sch	19 Dan	25 Gaw
1	1'50.233	1'52.349	1'51.837	1'49.002	1'44.412
2	1'45.568	<b>1'46.369</b>	1'49.170	<b>1'42.754</b>	1'41.483
3	1'45.290	1'46.663	1'46.748	1'45.615	1'41.628
4	<b>1'45.224</b>	1'47.201	1'46.508	1'43.770	<b>1'40.475</b>
5	1'45.862	1'47.605	1'48.133	1'43.120	
6	1'45.624	1'46.452	1'46.945	1'56.531	
7	1'46.064	1'46.471	1'49.269		
8	1'45.735	1'46.941	1'47.382		
9	1'46.421	1'49.676	1'46.866		
10	1'46.864	1'46.751	<b>1'45.539</b>		

## Prosecco DOC UK Round, 12-14 July 2024

### Best Sectors & Speed Race 2

RESULTS			
1	<b>32 SMART</b> Lewis	Kawasaki ZX4RR	Laps 10
2	<b>77 VENEMAN</b> Loris	Kawasaki ZX4RR	0.116
3	<b>22 WIKINSON</b> Ted	Kawasaki ZX4RR	0.468
4	<b>90 KELLY</b> Kalvin	Kawasaki ZX4RR	0.670
5	<b>15 JONES</b> Chloe	Kawasaki ZX4RR	1.197
6	<b>27 BEACH</b> Calun	Kawasaki ZX4RR	1.380
7	<b>12 SNELL</b> Henry	Kawasaki ZX4RR	2.609
8	<b>95 MARSHALL</b> Greg	Kawasaki ZX4RR	3.667
9	<b>61 OAKLEY</b> Freddy	Kawasaki ZX4RR	16.288
10	<b>45 MACKENZIE</b> Marley	Kawasaki ZX4RR	16.779
11	<b>35 WESTON</b> Zack	Kawasaki ZX4RR	16.824
12	<b>69 O MAHONY</b> Darragh	Kawasaki ZX4RR	20.178
13	<b>41 HOPKINS</b> Luca	Kawasaki ZX4RR	22.105
14	<b>8 O'MALLEY</b> Brian	Kawasaki ZX4RR	40.882
15	<b>17 MARCUZZO</b> Charlotte	Kawasaki ZX4RR	50.360
16	<b>50 YELDHAM</b> Jay	Kawasaki ZX4RR	1'03.953
17	<b>96 SCHIPPER</b> Floris	Kawasaki ZX4RR	1'05.872
RET	<b>19 DANCE</b> Craig	Kawasaki ZX4RR	4 Laps
RET	<b>25 GAWITH</b> Brodie	Kawasaki ZX4RR	6 Laps
RET	<b>9 HARRIS</b> Carl	Kawasaki ZX4RR	

SPEED			
1	<b>77 VENEMAN</b> Loris	Kawasaki ZX4RR	206,1
2	<b>90 KELLY</b> Kalvin	Kawasaki ZX4RR	205,7
3	<b>22 WIKINSON</b> Ted	Kawasaki ZX4RR	204,9
4	<b>12 SNELL</b> Henry	Kawasaki ZX4RR	204,9
5	<b>15 JONES</b> Chloe	Kawasaki ZX4RR	203,8
6	<b>61 OAKLEY</b> Freddy	Kawasaki ZX4RR	203,4
7	<b>35 WESTON</b> Zack	Kawasaki ZX4RR	203,0
8	<b>27 BEACH</b> Calun	Kawasaki ZX4RR	203,0
9	<b>95 MARSHALL</b> Greg	Kawasaki ZX4RR	203,0
10	<b>32 SMART</b> Lewis	Kawasaki ZX4RR	203,0
11	<b>41 HOPKINS</b> Luca	Kawasaki ZX4RR	202,2
12	<b>69 O MAHONY</b> Darragh	Kawasaki ZX4RR	201,9
13	<b>96 SCHIPPER</b> Floris	Kawasaki ZX4RR	199,6
14	<b>25 GAWITH</b> Brodie	Kawasaki ZX4RR	198,9
15	<b>19 DANCE</b> Craig	Kawasaki ZX4RR	198,2
16	<b>45 MACKENZIE</b> Marley	Kawasaki ZX4RR	197,4
17	<b>17 MARCUZZO</b> Charlotte	Kawasaki ZX4RR	195,7
18	<b>50 YELDHAM</b> Jay	Kawasaki ZX4RR	193,9
19	<b>8 O'MALLEY</b> Brian	Kawasaki ZX4RR	191,5

SEG. 1	
1	<b>77 VENEMAN</b> Loris 21.558
2	<b>22 WIKINSON</b> Ted 21.561
3	<b>90 KELLY</b> Kalvin 21.606
4	<b>95 MARSHALL</b> Greg 21.620
5	<b>12 SNELL</b> Henry 21.649
6	<b>27 BEACH</b> Calun 21.658
7	<b>15 JONES</b> Chloe 21.681
8	<b>32 SMART</b> Lewis 21.703
9	<b>61 OAKLEY</b> Freddy 21.766
10	<b>25 GAWITH</b> Brodie 21.854
11	<b>35 WESTON</b> Zack 22.012
12	<b>69 O MAHONY</b> Darragh 22.068
13	<b>19 DANCE</b> Craig 22.127
14	<b>45 MACKENZIE</b> Marley 22.182
15	<b>41 HOPKINS</b> Luca 22.207
16	<b>8 O'MALLEY</b> Brian 22.387
17	<b>96 SCHIPPER</b> Floris 22.582
18	<b>17 MARCUZZO</b> Charlotte 22.654
19	<b>50 YELDHAM</b> Jay 22.804
20	<b>9 HARRIS</b> Carl 31.161

SEG. 2	
1	<b>27 BEACH</b> Calun 26.644
2	<b>90 KELLY</b> Kalvin 26.761
3	<b>15 JONES</b> Chloe 26.798
4	<b>32 SMART</b> Lewis 26.814
5	<b>22 WIKINSON</b> Ted 26.826
6	<b>25 GAWITH</b> Brodie 26.870
7	<b>77 VENEMAN</b> Loris 26.870
8	<b>95 MARSHALL</b> Greg 26.872
9	<b>12 SNELL</b> Henry 26.880
10	<b>45 MACKENZIE</b> Marley 27.104
11	<b>69 O MAHONY</b> Darragh 27.302
12	<b>35 WESTON</b> Zack 27.311
13	<b>61 OAKLEY</b> Freddy 27.570
14	<b>41 HOPKINS</b> Luca 27.613
15	<b>19 DANCE</b> Craig 27.704
16	<b>8 O'MALLEY</b> Brian 28.059
17	<b>17 MARCUZZO</b> Charlotte 28.195
18	<b>50 YELDHAM</b> Jay 28.436
19	<b>96 SCHIPPER</b> Floris 28.521

SEG. 3	
1	<b>27 BEACH</b> Calun 24.885
2	<b>77 VENEMAN</b> Loris 24.898
3	<b>12 SNELL</b> Henry 25.074
4	<b>22 WIKINSON</b> Ted 25.194
5	<b>90 KELLY</b> Kalvin 25.219
6	<b>25 GAWITH</b> Brodie 25.229
7	<b>15 JONES</b> Chloe 25.256
8	<b>32 SMART</b> Lewis 25.268
9	<b>95 MARSHALL</b> Greg 25.372
10	<b>35 WESTON</b> Zack 25.562
11	<b>45 MACKENZIE</b> Marley 25.585
12	<b>41 HOPKINS</b> Luca 25.643
13	<b>61 OAKLEY</b> Freddy 25.804
14	<b>19 DANCE</b> Craig 25.891
15	<b>69 O MAHONY</b> Darragh 25.921
16	<b>17 MARCUZZO</b> Charlotte 26.496
17	<b>8 O'MALLEY</b> Brian 26.498
18	<b>96 SCHIPPER</b> Floris 26.528
19	<b>50 YELDHAM</b> Jay 27.150

SEG. 4	
1	<b>32 SMART</b> Lewis 26.128
2	<b>95 MARSHALL</b> Greg 26.147
3	<b>61 OAKLEY</b> Freddy 26.167
4	<b>25 GAWITH</b> Brodie 26.181
5	<b>15 JONES</b> Chloe 26.223
6	<b>77 VENEMAN</b> Loris 26.235
7	<b>90 KELLY</b> Kalvin 26.276
8	<b>27 BEACH</b> Calun 26.278
9	<b>35 WESTON</b> Zack 26.288
10	<b>22 WIKINSON</b> Ted 26.372
11	<b>12 SNELL</b> Henry 26.400
12	<b>69 O MAHONY</b> Darragh 26.475
13	<b>45 MACKENZIE</b> Marley 26.607
14	<b>41 HOPKINS</b> Luca 26.664
15	<b>19 DANCE</b> Craig 26.741
16	<b>8 O'MALLEY</b> Brian 26.835
17	<b>50 YELDHAM</b> Jay 27.399
18	<b>17 MARCUZZO</b> Charlotte 27.627
19	<b>96 SCHIPPER</b> Floris 27.897

**Prosecco DOC UK Round, 12-14 July 2024**  
**Chronological Analysis Race 2**

Start at 11:40'18.548

1 / 2

1° 32 L. SMART [1'40.163]							
Lap	Seg1	Seg2	Seg3	Seg4	Lap Time	km/h	Local Time
1		27.302	25.674	26.714	1'44.806	197,8	11:42'03.354
2	21.974	27.045	26.290	26.452	1'41.761	193,5	11:43'45.115
3	22.017	27.402	25.291	26.808	1'41.518	<b>203,0</b>	11:45'26.633
4	21.800	26.891	<b>25.268</b>	26.652	1'40.611	200,7	11:47'07.244
5	21.888	26.917	25.323	26.651	1'40.779	<b>203,0</b>	11:48'48.023
6	21.912	26.944	25.591	26.475	1'40.922	199,6	11:50'28.945
7	21.854	26.887	25.299	26.430	1'40.470	201,9	11:52'09.415
8	<b>21.703</b>	26.897	25.448	26.551	1'40.599	200,7	11:53'50.014
9	21.707	<b>26.814</b>	25.514	<b>26.128</b>	1'40.163	201,1	11:55'30.177
10	21.993	27.132	25.557	26.214	1'40.896	193,9	11:57'11.073
Race Time 16'52.525							

9	21.690	<b>26.798</b>	25.303	26.888	1'40.679	<b>203,8</b>	11:55'31.503
10	21.801	27.487	<b>25.256</b>	<b>26.223</b>	1'40.767	199,3	11:57'12.270
Race Time 16'53.722							

2° 77 L. VENEMAN [1'40.120]							
Lap	Seg1	Seg2	Seg3	Seg4	Lap Time	km/h	Local Time
1		27.377	25.917	26.757	1'46.762	205,3	11:42'05.310
2	<b>21.558</b>	26.921	25.308	26.560	1'40.347	203,0	11:43'45.657
3	21.709	27.558	25.117	26.874	1'41.258	204,9	11:45'26.915
4	21.770	27.053	<b>24.898</b>	26.399	1'40.120	<b>206,1</b>	11:47'07.035
5	21.846	27.040	25.009	26.408	1'40.303	202,2	11:48'47.338
6	21.930	27.243	25.286	26.600	1'41.059	194,9	11:50'28.397
7	21.826	26.974	25.320	26.403	1'40.523	194,9	11:52'08.920
8	21.856	<b>26.870</b>	25.369	26.450	1'40.545	194,6	11:53'49.465
9	21.875	26.994	25.905	<b>26.235</b>	1'41.009	193,5	11:55'30.474
10	21.833	27.172	25.397	26.313	1'40.715	200,0	11:57'11.189
Race Time 16'52.641							

6° 27 C. BEACH [1'40.194]							
Lap	Seg1	Seg2	Seg3	Seg4	Lap Time	km/h	Local Time
1		27.478	25.778	26.886	1'45.911	<b>203,0</b>	11:42'04.459
2	21.847	26.946	25.806	26.775	1'41.374	192,9	11:43'45.833
3	21.910	27.347	25.519	26.592	1'41.368	200,4	11:45'27.201
4	21.715	27.000	25.570	28.091	1'42.376	201,9	11:47'09.577
5	22.004	26.924	25.505	26.324	1'40.757	192,9	11:48'50.334
6	21.740	26.969	25.182	26.325	1'40.216	197,1	11:50'30.550
7	21.752	27.085	25.124	<b>26.278</b>	1'40.239	195,7	11:52'10.789
8	21.742	<b>26.644</b>	25.163	<b>26.645</b>	1'40.194	198,9	11:53'50.983
9	<b>21.658</b>	26.866	25.258	26.897	1'40.679	200,7	11:55'31.662
10	21.743	27.586	<b>24.885</b>	26.577	1'40.791	198,5	11:57'12.453
Race Time 16'53.905							

3° 22 T. WIKINSON [1'40.174]							
Lap	Seg1	Seg2	Seg3	Seg4	Lap Time	km/h	Local Time
1		27.258	25.845	26.691	1'45.404	198,9	11:42'03.952
2	21.648	27.204	26.168	26.830	1'41.850	194,9	11:43'45.802
3	21.680	27.511	25.492	26.596	1'41.279	202,6	11:45'27.081
4	21.753	26.986	25.690	26.718	1'41.147	203,8	11:47'08.228
5	21.698	26.868	<b>25.194</b>	26.639	1'40.399	203,0	11:48'48.627
6	<b>21.561</b>	<b>26.826</b>	25.211	26.576	1'40.174	<b>204,9</b>	11:50'28.801
7	21.792	26.916	25.322	<b>26.372</b>	1'40.402	197,8	11:52'09.203
8	21.712	26.871	25.523	26.586	1'40.692	196,4	11:53'49.895
9	21.940	26.881	25.620	26.411	1'40.852	198,9	11:55'30.747
10	21.746	27.105	25.524	26.419	1'40.794	199,3	11:57'11.541
Race Time 16'52.993							

7° 12 H. SNELL [1'40.346]							
Lap	Seg1	Seg2	Seg3	Seg4	Lap Time	km/h	Local Time
1		27.406	25.611	26.803	1'45.051	198,9	11:42'03.599
2	21.848	27.109	25.499	26.491	1'40.947	194,6	11:43'44.546
3	22.145	27.173	25.432	26.480	1'41.230	194,2	11:45'25.776
4	22.014	26.897	25.619	26.407	1'40.937	193,2	11:47'06.713
5	21.909	<b>26.880</b>	25.637	26.452	1'40.878	191,5	11:48'47.591
6	22.021	27.095	25.604	26.772	1'41.492	197,1	11:50'29.083
7	21.836	27.587	<b>25.074</b>	26.506	1'41.003	<b>204,9</b>	11:52'10.086
8	<b>21.649</b>	26.961	25.336	<b>26.400</b>	1'40.346	199,6	11:53'50.432
9	21.763	26.910	25.364	26.888	1'40.925	203,4	11:55'31.357
10	21.694	28.456	25.597	26.578	1'42.325	197,4	11:57'13.682
Race Time 16'55.134							

4° 90 K. KELLY [1'40.364]							
Lap	Seg1	Seg2	Seg3	Seg4	Lap Time	km/h	Local Time
1		27.582	25.766	26.867	1'45.760	201,9	11:42'04.308
2	21.776	27.049	25.663	26.599	1'41.087	196,4	11:43'45.395
3	21.866	27.638	25.684	26.861	1'42.049	200,4	11:45'27.444
4	21.674	26.936	25.482	<b>26.276</b>	1'40.368	201,5	11:47'07.812
5	21.695	27.040	<b>25.219</b>	26.743	1'40.697	197,8	11:48'48.509
6	21.859	26.806	25.564	26.650	1'40.879	204,2	11:50'29.388
7	21.769	<b>26.761</b>	25.261	26.573	1'40.364	202,2	11:52'09.752
8	<b>21.606</b>	26.891	25.308	26.711	1'40.516	<b>205,7</b>	11:53'50.268
9	21.782	26.838	25.513	26.650	1'40.783	200,4	11:55'31.051
10	21.637	27.060	25.493	26.502	1'40.692	197,8	11:57'11.743
Race Time 16'53.195							

8° 95 G. MARSHALL [1'40.738]							
Lap	Seg1	Seg2	Seg3	Seg4	Lap Time	km/h	Local Time
1		27.600	26.114	26.893	1'46.446	<b>203,0</b>	11:42'04.994
2	21.746	27.190	25.540	26.707	1'41.183	200,4	11:43'46.177
3	21.918	27.223	25.533	26.693	1'41.367	201,1	11:45'27.544
4	21.904	<b>26.872</b>	25.462	26.751	1'40.989	199,6	11:47'08.533
5	<b>21.620</b>	26.911	<b>25.372</b>	27.126	1'41.029	200,4	11:48'49.562
6	21.862	27.180	25.520	26.759	1'41.321	196,4	11:50'30.883
7	21.622	27.215	25.479	26.619	1'40.935	197,1	11:52'11.818
8	22.155	27.108	25.480	26.692	1'41.435	194,6	11:53'53.253
9	22.076	27.013	25.502	<b>26.147</b>	1'40.738	193,5	11:55'33.991
10	21.989	27.048	25.512	26.200	1'40.749	195,3	11:57'14.740
Race Time 16'56.192							

5° 15 C. JONES [1'40.504]							
Lap	Seg1	Seg2	Seg3	Seg4	Lap Time	km/h	Local Time
1		27.439	25.629	26.875	1'45.261	201,1	11:42'03.809
2	21.727	27.138	25.712	26.521	1'41.098	197,1	11:43'44.907
3	21.989	27.482	25.298	26.849	1'41.618	202,6	11:45'26.525
4	22.051	26.998	25.491	26.319	1'40.859	201,5	11:47'07.384
5	21.833	27.477	25.498	26.589	1'41.397	198,2	11:48'48.781
6	21.728	26.954	25.337	26.772	1'40.791	202,6	11:50'29.572
7	21.705	27.021	25.528	26.494	1'40.748	201,1	11:52'10.320
8	<b>21.681</b>	27.072	25.403	26.348	1'40.504	200,0	11:53'50.824
Race Time 17'08.813							

9° 61 F. OAKLEY [1'41.898]							
Lap	Seg1	Seg2	Seg3	Seg4	Lap Time	km/h	Local Time
1		27.681	26.048	27.157	1'47.274	<b>203,4</b>	11:42'05.822
2	<b>21.766</b>	28.292	25.867	26.330	1'42.255	196,0	11:43'48.077
3	22.217	27.745	25.948	26.509	1'42.419	194,6	11:45'30.496
4	22.024	27.760	25.917	26.438	1'42.139	193,5	11:47'12.635
5	22.051	27.860	25.811	26.617	1'42.339	194,2	11:48'54.974
6	22.173	27.776	25.856	26.294	1'42.099	193,2	11:50'37.073
7	22.076	27.749	<b>25.804</b>	26.295	1'41.924	193,9	11:52'18.997
8	22.189	28.599	26.332	26.693	1'43.813	191,2	11:54'02.810
9	22.350	28.316	25.820	<b>26.167</b>	1'42.653	191,5	11:55'45.463
10	22.045	<b>27.570</b>	25.884	26.399	1'41.898	192,5	11:57'27.361
Race Time 17'08.813							

10° 45 M. MACKENZIE [1'41.478]							
Lap	Seg1	Seg2	Seg3	Seg4	Lap Time	km/h	Local Time
1		27.637	26.046	27.369	1'47.082	<b>197,4</b>	11:42'05.630
2	22.274	27.827	26.460	26.759	1'43.320	191,8	11:43'48.950
3	22.223	27.454	25.795	26.818	1'42.290	193,5	11:45'31.240
4	22.246	27.512	25.789	26.713	1'42.260	192,5	11:47'13.500
5	22.260	27.474	25.757	26.849	1'42.340	192,5	11:48'55.840

Prosecco DOC UK Round, 12-14 July 2024  
Chronological Analysis Race 2

Start at 11:40'18.548

2 / 2

6	22.245	27.368	25.721	26.676	1'42.010	193,9	11:50'37.850	3	22.739	28.288	26.636	<b>27.627</b>	1'45.290	193,9	11:45'39.639
7	22.482	27.301	25.610	26.830	1'42.223	196,4	11:52'20.073	4	<b>22.654</b>	<b>28.195</b>	26.717	27.658	<b>1'45.224</b>	191,2	11:47'24.863
8	22.240	27.320	26.622	26.788	1'42.970	186,5	11:54'03.043	5	22.680	28.495	26.820	27.867	1'45.862	191,2	11:49'10.725
9	22.245	27.972	26.444	26.670	1'43.331	187,5	11:55'46.374	6	22.874	28.373	<b>26.496</b>	27.881	1'45.624	193,5	11:50'56.349
10	<b>22.182</b>	<b>27.104</b>	<b>25.585</b>	<b>26.607</b>	<b>1'41.478</b>	195,3	11:57'27.852	7	22.957	28.491	26.857	27.759	1'46.064	191,8	11:52'42.413

Race Time 17'09.304

Race Time 17'42.885

**11° 35 Z. WESTON [1'41.625]**

Lap	Seg1	Seg2	Seg3	Seg4	Lap Time	km/h	Local Time
1		27.665	25.930	27.571	1'47.362	201,5	11:42'05.910
2	22.167	27.784	27.101	26.732	1'43.784	197,4	11:43'49.694
3	22.183	27.609	25.884	26.900	1'42.576	200,4	11:45'32.270
4	22.193	27.729	25.567	26.533	1'42.022	<b>203,0</b>	11:47'14.292
5	22.149	27.458	<b>25.562</b>	26.504	1'41.673	196,4	11:48'55.965
6	22.243	27.585	25.588	26.550	1'41.966	198,2	11:50'37.931
7	22.144	<b>27.311</b>	25.712	26.458	<b>1'41.625</b>	196,0	11:52'19.556
8	22.228	27.790	26.756	26.784	1'43.558	187,8	11:54'03.114
9	22.328	28.199	25.841	<b>26.288</b>	1'42.656	195,7	11:55'45.770
10	<b>22.012</b>	27.466	25.834	26.815	1'42.127	197,1	11:57'27.897

Race Time 17'09.349

**16° 50 J. YELDHAM [1'46.369]**

Lap	Seg1	Seg2	Seg3	Seg4	Lap Time	km/h	Local Time
1		29.210	27.559	27.748	1'52.349	<b>193,9</b>	11:42'10.897
2	23.039	28.686	27.213	27.431	<b>1'46.369</b>	191,8	11:43'57.266
3	23.100	28.753	27.214	27.596	1'46.663	190,5	11:45'43.929
4	23.206	28.832	27.406	27.757	1'47.201	189,8	11:47'31.130
5	23.361	28.788	27.658	27.798	1'47.605	187,5	11:49'18.735
6	<b>22.804</b>	28.520	27.331	27.797	1'46.452	189,8	11:51'05.187
7	23.033	28.648	27.304	27.486	1'46.471	189,8	11:52'51.658
8	23.401	<b>28.436</b>	27.705	<b>27.399</b>	1'46.941	187,8	11:54'38.599
9	25.703	28.933	27.566	27.474	1'49.676	186,9	11:56'28.275
10	22.922	28.741	<b>27.150</b>	27.938	1'46.751	189,1	11:58'15.026

Race Time 17'56.478

**12° 69 D. O MAHONY [1'42.075]**

Lap	Seg1	Seg2	Seg3	Seg4	Lap Time	km/h	Local Time
1		28.119	<b>25.921</b>	26.792	1'47.788	197,4	11:42'06.336
2	22.145	27.722	26.487	<b>26.475</b>	1'42.829	<b>201,9</b>	11:43'49.165
3	22.161	27.493	26.383	26.680	1'42.717	194,6	11:45'31.882
4	<b>22.068</b>	27.472	25.962	26.573	<b>1'42.075</b>	199,3	11:47'13.957
5	22.087	<b>27.302</b>	27.675	27.243	1'44.307	192,5	11:48'58.264
6	22.199	27.649	26.077	26.670	1'42.595	196,0	11:50'40.859
7	22.119	27.867	26.235	26.812	1'43.033	197,1	11:52'23.892
8	22.087	27.642	26.057	26.792	1'42.578	193,9	11:54'06.470
9	22.096	27.512	26.000	26.679	1'42.287	192,5	11:55'48.757
10	22.126	27.457	25.971	26.940	1'42.494	193,5	11:57'31.251

Race Time 17'12.703

**17° 96 F. SCHIPPER [1'45.539]**

Lap	Seg1	Seg2	Seg3	Seg4	Lap Time	km/h	Local Time
1		29.264	<b>26.528</b>	27.980	1'51.837	<b>199,6</b>	11:42'10.385
2	22.830	31.218	26.886	28.236	1'49.170	194,9	11:43'59.555
3	22.960	28.856	26.784	28.148	1'46.748	193,5	11:45'46.303
4	22.959	29.006	26.534	28.009	1'46.508	194,2	11:47'32.811
5	22.838	30.480	26.748	28.067	1'48.133	190,8	11:49'20.944
6	22.779	29.335	26.821	28.010	1'46.945	192,5	11:51'07.889
7	22.808	28.676	29.222	28.563	1'49.269	192,2	11:52'57.158
8	22.847	29.129	27.083	28.323	1'47.382	191,8	11:54'44.540
9	22.779	29.145	26.893	28.049	1'46.866	192,2	11:56'31.406
10	<b>22.582</b>	<b>28.521</b>	26.539	<b>27.897</b>	<b>1'45.539</b>	192,9	11:58'16.945

Race Time 17'58.397

**13° 41 L. HOPKINS [1'42.565]**

Lap	Seg1	Seg2	Seg3	Seg4	Lap Time	km/h	Local Time
1		27.887	25.761	27.228	1'47.463	201,9	11:42'06.011
2	22.312	28.205	26.304	<b>26.664</b>	1'43.485	<b>202,2</b>	11:43'49.496
3	22.235	27.649	25.893	26.788	<b>1'42.565</b>	199,3	11:45'32.061
4	<b>22.207</b>	27.832	25.779	26.810	1'42.628	197,8	11:47'14.689
5	22.440	<b>27.613</b>	<b>25.643</b>	26.901	1'42.597	199,3	11:48'57.286
6	22.394	28.112	25.725	26.722	1'42.953	195,7	11:50'40.239
7	22.548	27.927	26.456	26.932	1'43.863	196,0	11:52'24.102
8	22.432	27.652	25.739	26.783	1'42.606	197,1	11:54'06.708
9	22.355	27.713	25.834	27.102	1'43.004	196,0	11:55'49.712
10	22.393	27.900	26.216	26.957	1'43.466	193,2	11:57'33.178

Race Time 17'14.630

**RET 19 C. DANCE [1'42.754]**

Lap	Seg1	Seg2	Seg3	Seg4	Lap Time	km/h	Local Time
1		28.632	26.365	26.931	1'49.002	192,5	11:42'07.550
2	<b>22.127</b>	27.716	<b>25.891</b>	27.020	<b>1'42.754</b>	<b>198,2</b>	11:43'50.304
3	23.903	28.484	26.058	27.170	1'45.615	192,5	11:45'35.919
4	22.330	27.805	26.894	<b>26.741</b>	1'43.770	192,9	11:47'19.689
5	22.215	<b>27.704</b>	26.098	27.103	1'43.120	192,5	11:49'02.809
6	22.307	30.315	28.181	35.728	1'56.531P	183,7	11:50'59.340

Race Time 10'40.792

**14° 8 B. O'MALLEY [1'43.986]**

Lap	Seg1	Seg2	Seg3	Seg4	Lap Time	km/h	Local Time
1		28.763	26.568	26.925	1'50.461	<b>191,5</b>	11:42'09.009
2	22.547	28.254	26.576	27.020	1'44.397	190,5	11:43'53.406
3	22.650	28.210	<b>26.498</b>	26.915	1'44.273	190,1	11:45'37.679
4	22.389	<b>28.059</b>	26.756	26.875	1'44.079	188,5	11:47'21.758
5	<b>22.387</b>	28.119	26.645	<b>26.835</b>	<b>1'43.986</b>	188,8	11:49'05.744
6	22.493	29.762	26.916	27.114	1'46.285	189,1	11:50'52.029
7	22.615	28.697	26.831	27.203	1'45.346	187,2	11:52'37.375
8	22.480	28.259	26.895	26.905	1'44.539	185,6	11:54'21.914
9	22.611	28.690	26.957	27.119	1'45.377	186,9	11:56'07.291
10	22.604	28.230	26.800	27.030	1'44.664	185,2	11:57'51.955

Race Time 17'33.407

**RET 25 B. GAWITH [1'40.475]**

Lap	Seg1	Seg2	Seg3	Seg4	Lap Time	km/h	Local Time
1		27.242	25.886	26.319	1'44.412	194,2	11:42'02.960
2	22.097	27.225	25.873	26.288	1'41.483	191,2	11:43'44.443
3	22.474	27.248	<b>25.229</b>	26.677	1'41.628	198,2	11:45'26.071
4	<b>21.854</b>	27.107	25.333	<b>26.181</b>	<b>1'40.475</b>	198,2	11:47'06.546
5	22.234	<b>26.870</b>	25.404			<b>198,9</b>	

Race Time 6'47.998

**RET 9 C. HARRIS**

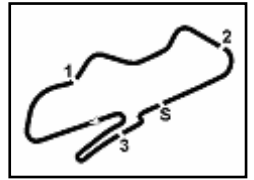
Lap	Seg1	Seg2	Seg3	Seg4	Lap Time	km/h	Local Time
1							

Race Time 5:91'4.2

**15° 17 C. MARCUZZO [1'45.224]**

Lap	Seg1	Seg2	Seg3	Seg4	Lap Time	km/h	Local Time
1		28.739	26.644	28.021	1'50.233	195,3	11:42'08.781
2	22.974	28.362	26.555	27.677	1'45.568	<b>195,7</b>	11:43'54.349





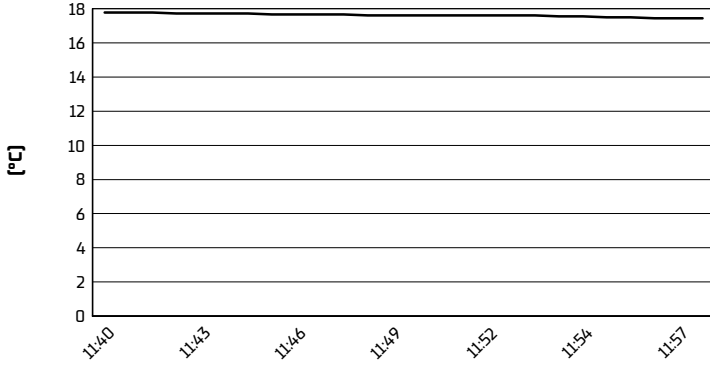
Donington Park 4.023 m

**Prosecco DOC UK Round, 12-14 July 2024**

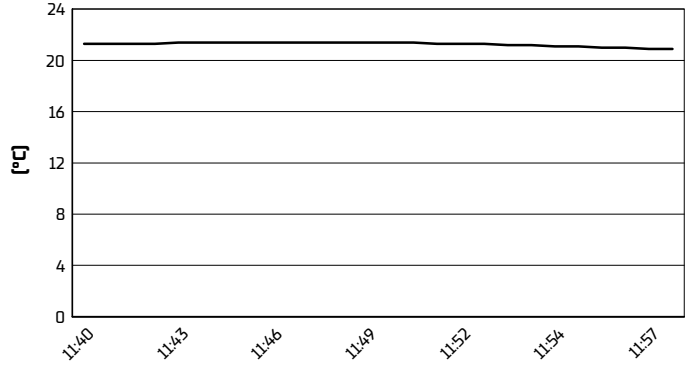
**Weather Report Race 2**

Session started 11:41 - Session ended 11:58

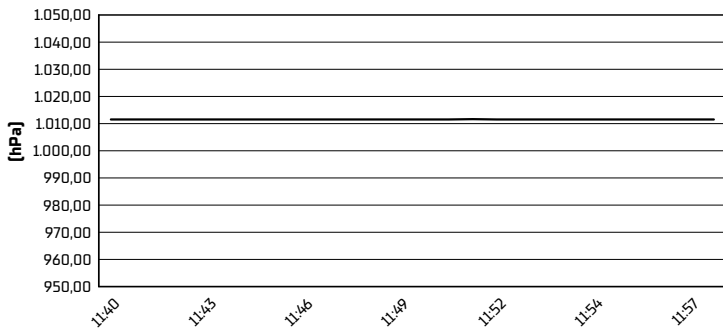
**Air Temperature**




**Track Temperature**



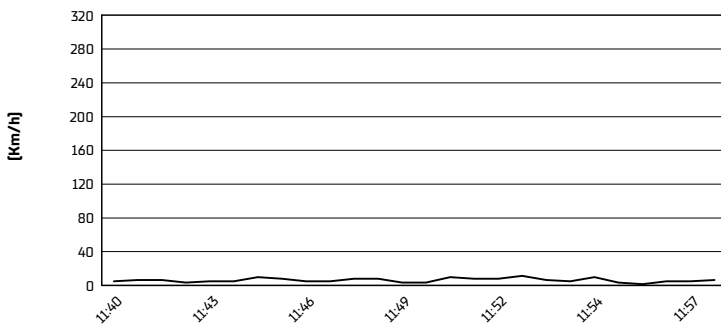
**Air Pressure**



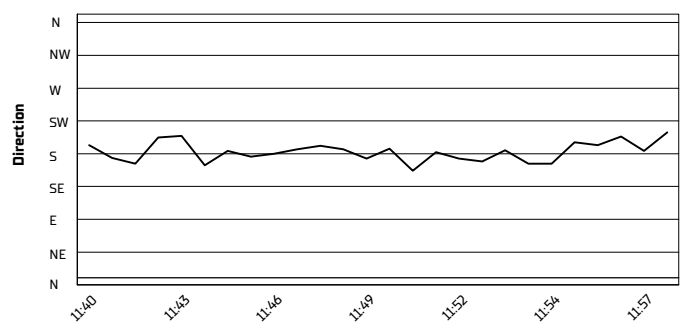
**Humidity**




**Wind Speed**



**Wind Direction**





**Prosecco DOC UK Round, 12-14 July 2024**  
**Fastest Laps Race 2**

Donington Park 4.023 m

No.	Rider	Nat	Team	Bike	Lap	Time	Gap
1	<b>77</b> L. <b>VENEMAN</b>	GBR	Veneman Racesupport	Kawasaki ZX4RR	4	<b>1'40.120</b>	
2	<b>32</b> L. <b>SMART</b>	GBR	Smart Racing	Kawasaki ZX4RR	9	<b>1'40.163</b>	0.043
3	<b>22</b> T. <b>WIKINSON</b>	GBR	The Fire Place Racing	Kawasaki ZX4RR	6	<b>1'40.174</b>	0.054
4	<b>27</b> C. <b>BEACH</b>	GBR	Upvc outlet Racing	Kawasaki ZX4RR	8	<b>1'40.194</b>	0.074
5	<b>12</b> H. <b>SNELL</b>	GBR	Rokit Rookies	Kawasaki ZX4RR	8	<b>1'40.346</b>	0.226
6	<b>90</b> K. <b>KELLY</b>	GBR	Rokit Rookies	Kawasaki ZX4RR	7	<b>1'40.364</b>	0.244
7	<b>25</b> B. <b>GAWITH</b>	GBR	Rokit Rookies	Kawasaki ZX4RR	4	<b>1'40.475</b>	0.355
8	<b>15</b> C. <b>JONES</b>	GBR	Rokit Rookies	Kawasaki ZX4RR	8	<b>1'40.504</b>	0.384
9	<b>95</b> G. <b>MARSHALL</b>	GBR	Team Marshall Racing	Kawasaki ZX4RR	9	<b>1'40.738</b>	0.618
10	<b>45</b> M. <b>MACKENZIE</b>	GBR	ELPM / Kikcaldy awasaki	Kawasaki ZX4RR	10	<b>1'41.478</b>	1.358
11	<b>35</b> Z. <b>WESTON</b>	GBR	Speedy freight RDRacing	Kawasaki ZX4RR	7	<b>1'41.625</b>	1.505
12	<b>61</b> F. <b>OAKLEY</b>	GBR	Oakley	Kawasaki ZX4RR	10	<b>1'41.898</b>	1.778
13	<b>69</b> D. <b>O MAHONY</b>	GBR	Rokit Rookies	Kawasaki ZX4RR	4	<b>1'42.075</b>	1.955
14	<b>41</b> L. <b>HOPKINS</b>	GBR	Chris Walker Kawasaki	Kawasaki ZX4RR	3	<b>1'42.565</b>	2.445
15	<b>19</b> C. <b>DANCE</b>	GBR	NFG Racing	Kawasaki ZX4RR	2	<b>1'42.754</b>	2.634
16	<b>8</b> B. <b>O'MALLEY</b>	GBR	Ready4Racing Vision Team	Kawasaki ZX4RR	5	<b>1'43.986</b>	3.866
17	<b>17</b> C. <b>MARCUZZO</b>	GBR	Rokit Rookies	Kawasaki ZX4RR	4	<b>1'45.224</b>	5.104
18	<b>96</b> F. <b>SCHIPPER</b>	GBR	Rokit Rookies	Kawasaki ZX4RR	10	<b>1'45.539</b>	5.419
19	<b>50</b> J. <b>YELDHAM</b>	GBR	Rokit Rookies	Kawasaki ZX4RR	2	<b>1'46.369</b>	6.249