

Prosecco DOC UK Round, 12-14 July 2024

Results Race 1

Laps 8 = 32,184 Km - Time of Race 13'30.216 - Avg. 143,002 km/h

1 / 2

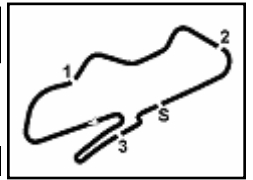
Pos	Grid	No. Rider	Nat	Team	Bike	LL	Int.	Gap	Rel.	Fastest Lap	Speed	Qualifying	Speed
1	3	32 L. SMART	GBR	Smart Racing	Kawasaki ZX4RR	8	FL			1'39.992	202,6		202,2
2	4	90 K. KELLY	GBR	Rokit Rookies	Kawasaki ZX4RR	8	FL	0.912	0.912	1'39.774	204,5		202,6
3	2	22 T. WIKINSON	GBR	The Fire Place Racing	Kawasaki ZX4RR	8	FL	2.753	1.841	1'40.587	200,7		196,4
4	8	12 H. SNELL	GBR	Rokit Rookies	Kawasaki ZX4RR	8	FL	2.886	0.133	1'40.478	205,3		200,0
5	6	15 C. JONES	GBR	Rokit Rookies	Kawasaki ZX4RR	8	FL	3.059	0.173	1'40.147	204,5		202,2
6	7	27 C. BEACH	GBR	Upvc outlet Racing	Kawasaki ZX4RR	8	FL	3.237	0.178	1'40.109	203,4		201,1
7	9	95 G. MARSHALL	GBR	Team Marshall Racing	Kawasaki ZX4RR	8	FL	3.816	0.579	1'40.342	200,0		200,0
8	11	61 F. OAKLEY	GBR	Oakley	Kawasaki ZX4RR	8	FL	21.871	18.055	1'42.986	196,0		201,5
9	12	69 D. O MAHONY	GBR	Rokit Rookies	Kawasaki ZX4RR	8	FL	22.123	0.252	1'42.917	197,8		200,4
10	13	35 Z. WESTON	GBR	Speedy freight RDRacing	Kawasaki ZX4RR	8	FL	22.447	0.324	1'42.318	200,0		201,1
11	14	45 M. MACKENZIE	GBR	ELPM / Kikcaldy awasaki	Kawasaki ZX4RR	8	FL	23.091	0.644	1'42.810	194,9		196,7
12	15	41 L. HOPKINS	GBR	Chris Walker Kawasaki	Kawasaki ZX4RR	8	FL	23.214	0.123	1'42.849	199,3		198,9
13	16	19 C. DANCE	GBR	NFG Racing	Kawasaki ZX4RR	8	FL	30.328	7.114	1'43.593	199,3		196,4
14	18	17 C. MARCUZZO	GBR	Rokit Rookies	Kawasaki ZX4RR	8	FL	54.670	24.342	1'47.314	193,9		195,3
15	20	50 J. YELDHAM	GBR	Rokit Rookies	Kawasaki ZX4RR	8	FL	59.725	5.055	1'47.645	192,9		191,2
16	19	96 F. SCHIPPER	GBR	Rokit Rookies	Kawasaki ZX4RR	8	FL	1'00.849	1.124	1'47.369	193,9		196,7
-----Not Classified-----													
NC	1	25 B. GAWITH	GBR	Rokit Rookies	Kawasaki ZX4RR	8				1'39.899	200,4		203,8
RET	10	9 C. HARRIS	GBR	Team SBR Kawasaki	Kawasaki ZX4RR	5				1'40.485	194,9		194,9
RET	17	8 B. O'MALLEY	GBR	Ready4Racing Vision Team	Kawasaki ZX4RR	0							197,4
-----Disqualified-----													
DSQ	5	77 L. VENEMAN	GBR	Veneman Racesupport	Kawasaki ZX4RR	8				1'39.824	203,8		199,3

AIR	Humidity:	72%	Temp:	17°C
TRACK	Condition:	Dry	Temp:	22°C

Race Fastest Lap	[New Record]	Lap 7	K.Kelly	1'39.774	145,156 Km/h
------------------	--------------	-------	---------	----------	--------------

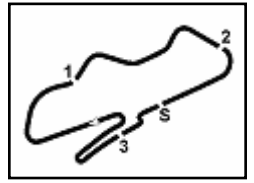
13/07/2024	Start 17:10	End 17:28
------------	----------------	--------------

The results are provisional until the end of the time limit for protests and appeals and the completion of the technical checks.



Race Highlights

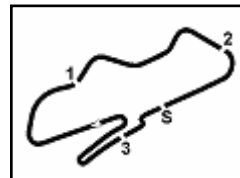
Time	No. Rider	Description
17.07.51		Warm Up Lap Started
17.10.28		Start of Session
17.11.52	8 B. O'MALLEY	#8 Technical Problem - Turn 8
17.12.49		No Jump Starts
17.13.02	8 B. O'MALLEY	#8 Not Actively Competing
17.18.27	19 C. DANCE	#19 Track Limits Warning
17.20.01	9 C. HARRIS	#9 Crashed - Turn 7
17.20.28	9 C. HARRIS	#9 Not Actively Competing
17.20.39		2/3 of Race Distance Completed
17.24.58		RED FLAG
17.25.38	25 B. GAWITH	#25 Crashed - Turn 4
17.28.21	25 B. GAWITH	#25 Not Actively Competing
17.28.43		End of Session
19.37.35	77 L. VENEMAN	has been disqualified for not attending weight procedure



Donington Park 4.023 m

**Prosecco DOC UK Round, 12-14 July 2024
Lap Chart Race 1**

	Lap							
	1	2	3	4	5	6	7	8
1	25	22	77	77	77	77	77	77
2	22	25	25	32	25	25	25	25
3	32	77	22	25	32	32	32	32
4	77	32	32	90	90	90	90	90
5	90	90	90	22	22	22	12	22
6	12	12	12	12	12	12	22	12
7	15	15	15	15	15	15	15	15
8	27	27	27	27	27	27	27	27
9	9	9	9	9	9	95	95	95
10	95	95	95	95	95	61	61	61
11	61	61	61	61	69	69	69	69
12	69	35	69	69	61	45	35	35
13	45	69	45	45	45	35	45	45
14	35	41	35	35	35	41	41	41
15	41	45	41	41	41	19	19	19
16	19	19	19	19	19	17	17	17
17	17	17	17	17	17	50	50	50
18	96	96	96	96	50	96	96	96
19	50	50	50	50	96			



Donington Park 4.023 m

2 / 3

Prosecco DOC UK Round, 12-14 July 2024
Lap Chart Race 1
Lap 1

1	25 Gawith B.	1'44.397	9	9 Harris C.	4.121
2	22 Wikinson T.	0.363	10	95 Marshall G.	4.711
3	32 Smart L.	0.845	11	61 Oakley F.	11.769
4	77 Veneman L.	0.948	12	69 O Mahony D.	12.241
5	90 Kelly K.	1.132	13	45 Mackenzie M.	13.976
6	12 Snell H.	1.288	14	35 Weston Z.	14.042
7	15 Jones C.	1.540	15	41 Hopkins L.	14.318
8	27 Beach C.	2.113	16	19 Dance C.	16.910
9	9 Harris C.	2.576	17	17 Marcuzzo C.	27.993
10	95 Marshall G.	2.703	18	96 Schipper F.	30.574
11	61 Oakley F.	3.335	19	50 Yeldham J.	32.006
12	69 O Mahony D.	3.997			
13	45 Mackenzie M.	4.372			
14	35 Weston Z.	4.470			
15	41 Hopkins L.	4.621			
16	19 Dance C.	5.050			
17	17 Marcuzzo C.	7.646			
18	96 Schipper F.	8.629			
19	50 Yeldham J.	9.684			

Lap 2

1	22 Wikinson T.	3'26.094	1	77 Veneman L.	8'26.626
2	25 Gawith B.	0.112	2	25 Gawith B.	2.392
3	77 Veneman L.	0.154	3	32 Smart L.	2.475
4	32 Smart L.	0.491	4	90 Kelly K.	2.726
5	90 Kelly K.	0.810	5	22 Wikinson T.	3.132
6	12 Snell H.	0.910	6	12 Snell H.	3.223
7	15 Jones C.	1.174	7	15 Jones C.	3.439
8	27 Beach C.	1.806	8	27 Beach C.	3.646
9	9 Harris C.	2.412	9	9 Harris C.	4.551
10	95 Marshall G.	3.076	10	95 Marshall G.	4.998
11	61 Oakley F.	5.251	11	69 O Mahony D.	15.584
12	35 Weston Z.	5.842	12	61 Oakley F.	15.759
13	69 O Mahony D.	5.869	13	45 Mackenzie M.	17.373
14	41 Hopkins L.	6.522	14	35 Weston Z.	17.700
15	45 Mackenzie M.	6.793	15	41 Hopkins L.	17.982
16	19 Dance C.	7.031	16	19 Dance C.	20.485
17	17 Marcuzzo C.	13.727	17	17 Marcuzzo C.	35.252
18	96 Schipper F.	15.541	18	50 Yeldham J.	39.852
19	50 Yeldham J.	16.396	19	96 Schipper F.	41.468

Lap 3

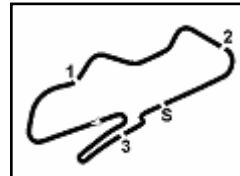
1	77 Veneman L.	5'06.540	1	77 Veneman L.	11'06.548
2	25 Gawith B.	0.988	2	25 Gawith B.	3.228
3	22 Wikinson T.	1.162	3	32 Smart L.	3.522
4	32 Smart L.	1.323	4	90 Kelly K.	4.036
5	90 Kelly K.	1.854	5	22 Wikinson T.	4.287
6	12 Snell H.	2.172	6	12 Snell H.	4.342
7	15 Jones C.	2.434	7	15 Jones C.	4.526
8	27 Beach C.	2.635	8	27 Beach C.	4.722
9	9 Harris C.	3.419	9	95 Marshall G.	5.990
10	95 Marshall G.	3.803	10	61 Oakley F.	19.183
11	61 Oakley F.	8.000	11	69 O Mahony D.	19.533
12	69 O Mahony D.	8.696	12	45 Mackenzie M.	20.726
13	45 Mackenzie M.	10.506	13	35 Weston Z.	20.749
14	35 Weston Z.	10.576	14	41 Hopkins L.	21.090
15	41 Hopkins L.	10.823	15	19 Dance C.	24.156
16	19 Dance C.	12.225	16	17 Marcuzzo C.	42.682
17	17 Marcuzzo C.	20.704	17	50 Yeldham J.	47.623
18	96 Schipper F.	22.925	18	96 Schipper F.	48.915
19	50 Yeldham J.	24.191			

Lap 4

1	77 Veneman L.	6'46.571	1	77 Veneman L.	11'47.250
2	32 Smart L.	1.608	2	25 Gawith B.	2.425
3	25 Gawith B.	1.801	3	32 Smart L.	2.812
4	90 Kelly K.	2.083	4	90 Kelly K.	3.108
5	22 Wikinson T.	2.600	5	12 Snell H.	4.471
6	12 Snell H.	2.800	6	22 Wikinson T.	4.871
7	15 Jones C.	3.347	7	15 Jones C.	5.150
8	27 Beach C.	3.592	8	27 Beach C.	5.190
			9	95 Marshall G.	6.396
			10	61 Oakley F.	21.467
			11	69 O Mahony D.	21.748
			12	35 Weston Z.	22.365
			13	45 Mackenzie M.	23.247
			14	41 Hopkins L.	23.331
			15	19 Dance C.	27.697
			16	17 Marcuzzo C.	49.774
			17	50 Yeldham J.	54.566
			18	96 Schipper F.	56.063

Lap 8

1	77 Veneman L.	13'27.074
2	25 Gawith B.	2.789
3	32 Smart L.	3.142
4	90 Kelly K.	4.054
5	22 Wikinson T.	5.895
6	12 Snell H.	6.028
7	15 Jones C.	6.201
8	27 Beach C.	6.379
9	95 Marshall G.	6.958
10	61 Oakley F.	25.013
11	69 O Mahony D.	25.265
12	35 Weston Z.	25.589
13	45 Mackenzie M.	26.233
14	41 Hopkins L.	26.356
15	19 Dance C.	33.470
16	17 Marcuzzo C.	57.812
17	50 Yeldham J.	1'02.867
18	96 Schipper F.	1'03.991



Donington Park 4.023 m

Prosecco DOC UK Round, 12-14 July 2024

Lap Chart Race 1

3 / 3

Race Pace Comparison

	32 Sma	90 Kel	22 Wik	12 Sne	15 Jon	27 Bea	95 Mas	61 Oak	69 Mah	35 Wes	45 Mac	41 Hop	19 Dan	17 Mar
1	1'45.242	1'45.529	1'44.760	1'45.685	1'45.937	1'46.510	1'47.100	1'47.732	1'48.394	1'48.867	1'48.769	1'49.018	1'49.447	1'52.043
2	1'41.343	1'41.375	1'41.334	1'41.319	1'41.331	1'41.390	1'42.070	1'43.613	1'43.569	1'43.069	1'44.118	1'43.598	1'43.678	1'47.778
3	1'41.278	1'41.490	1'41.608	1'41.708	1'41.706	1'41.275	1'41.173	1'43.195	1'43.273	1'45.180	1'44.159	1'44.747	1'45.640	1'47.423
4	1'40.316	1'40.260	1'41.469	1'40.659	1'40.944	1'40.988	1'40.939	1'43.800	1'43.576	1'43.497	1'43.501	1'43.526	1'44.716	1'47.320
5	1'40.922	1'40.698	1'40.587	1'40.478	1'40.147	1'40.109	1'40.342	1'44.045	1'43.398	1'43.713	1'43.452	1'43.719	1'43.630	1'47.314
6	1'40.969	1'41.232	1'41.077	1'41.041	1'41.009	1'40.998	1'40.914	1'43.346	1'43.871	1'42.971	1'43.275	1'43.030	1'43.593	1'47.352
7	1'39.992	1'39.774	1'41.286	1'40.831	1'41.326	1'41.170	1'41.108	1'42.986	1'42.917	1'42.318	1'43.223	1'42.943	1'44.243	1'47.794
8	1'40.154	1'40.770	1'40.848	1'41.381	1'40.875	1'41.013	1'40.386	1'43.370	1'43.341	1'43.048	1'42.810	1'42.849	1'45.597	1'47.862

	77 Ven	25 Gaw	50 Yel	96 Sch	9 Har
1	1'45.345	1'44.397	1'54.081	1'53.026	1'46.973
2	1'40.903	1'41.809	1'48.409	1'48.609	1'41.533
3	1'40.292	1'41.322	1'48.241	1'47.830	1'41.453
4	1'40.031	1'40.844	1'47.846	1'47.680	1'40.733
5	1'40.055	1'40.646	1'47.901	1'50.949	1'40.485
6	1'39.922	1'40.758	1'47.693	1'47.369	
7	1'40.702	1'39.899	1'47.645	1'47.850	
8	1'39.824	1'40.188	1'48.125	1'47.752	

Prosecco DOC UK Round, 12-14 July 2024

Best Sectors & Speed Race 1

RESULTS			LL	Int.
1	32 SMART Lewis	Kawasaki ZX4RR	8	FL
2	90 KELLY Calvin	Kawasaki ZX4RR	8	FL
3	22 WIKINSON Ted	Kawasaki ZX4RR	8	FL
4	12 SNELL Henry	Kawasaki ZX4RR	8	FL
5	15 JONES Chloe	Kawasaki ZX4RR	8	FL
6	27 BEACH Calun	Kawasaki ZX4RR	8	FL
7	95 MARSHALL Greg	Kawasaki ZX4RR	8	FL
8	61 OAKLEY Freddy	Kawasaki ZX4RR	8	FL
9	69 O MAHONY Darragh	Kawasaki ZX4RR	8	FL
10	35 WESTON Zack	Kawasaki ZX4RR	8	FL
11	45 MACKENZIE Marley	Kawasaki ZX4RR	8	FL
12	41 HOPKINS Luca	Kawasaki ZX4RR	8	FL
13	19 DANCE Craig	Kawasaki ZX4RR	8	FL
14	17 MARCUZZO Charlotte	Kawasaki ZX4RR	8	FL
15	50 YELDHAM Jay	Kawasaki ZX4RR	8	FL
16	96 SCHIPPER Floris	Kawasaki ZX4RR	8	FL
NC	25 GAWITH Brodie	Kawasaki ZX4RR	8	
RET	9 HARRIS Carl	Kawasaki ZX4RR	5	
RET	8 O'MALLEY Brian	Kawasaki ZX4RR		
DSQ	77 VENEMAN Loris	Kawasaki ZX4RR	8	

SPEED			
1	12 SNELL Henry	Kawasaki ZX4RR	205,3
2	15 JONES Chloe	Kawasaki ZX4RR	204,5
3	90 KELLY Calvin	Kawasaki ZX4RR	204,5
4	77 VENEMAN Loris	Kawasaki ZX4RR	203,8
5	27 BEACH Calun	Kawasaki ZX4RR	203,4
6	32 SMART Lewis	Kawasaki ZX4RR	202,6
7	22 WIKINSON Ted	Kawasaki ZX4RR	200,7
8	25 GAWITH Brodie	Kawasaki ZX4RR	200,4
9	95 MARSHALL Greg	Kawasaki ZX4RR	200,0
10	35 WESTON Zack	Kawasaki ZX4RR	200,0
11	41 HOPKINS Luca	Kawasaki ZX4RR	199,3
12	19 DANCE Craig	Kawasaki ZX4RR	199,3
13	69 O MAHONY Darragh	Kawasaki ZX4RR	197,8
14	61 OAKLEY Freddy	Kawasaki ZX4RR	196,0
15	9 HARRIS Carl	Kawasaki ZX4RR	194,9
16	45 MACKENZIE Marley	Kawasaki ZX4RR	194,9
17	17 MARCUZZO Charlotte	Kawasaki ZX4RR	193,9
18	96 SCHIPPER Floris	Kawasaki ZX4RR	193,9
19	50 YELDHAM Jay	Kawasaki ZX4RR	192,9

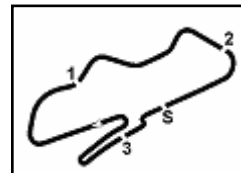
SEG. 1		SEG. 2		SEG. 3		SEG. 4		
1	90 KELLY Calvin	21.509	1	25 GAWITH Brodie	26.680	1	25 GAWITH Brodie	25.959
2	15 JONES Chloe	21.579	2	77 VENEMAN Loris	26.717	2	9 HARRIS Carl	25.994
3	22 WIKINSON Ted	21.583	3	90 KELLY Calvin	26.747	3	32 SMART Lewis	26.031
4	77 VENEMAN Loris	21.628	4	32 SMART Lewis	26.816	4	77 VENEMAN Loris	26.032
5	95 MARSHALL Greg	21.678	5	27 BEACH Calun	26.830	5	90 KELLY Calvin	26.190
6	27 BEACH Calun	21.696	6	95 MARSHALL Greg	26.830	6	15 JONES Chloe	26.223
7	9 HARRIS Carl	21.725	7	22 WIKINSON Ted	26.877	7	12 SNELL Henry	26.256
8	12 SNELL Henry	21.757	8	15 JONES Chloe	26.919	8	27 BEACH Calun	26.270
9	32 SMART Lewis	21.763	9	12 SNELL Henry	26.978	9	95 MARSHALL Greg	26.333
10	25 GAWITH Brodie	21.834	10	9 HARRIS Carl	27.080	10	22 WIKINSON Ted	26.372
11	35 WESTON Zack	22.151	11	35 WESTON Zack	27.380	11	69 O MAHONY Darragh	26.601
12	69 O MAHONY Darragh	22.182	12	45 MACKENZIE Marley	27.452	12	61 OAKLEY Freddy	26.685
13	61 OAKLEY Freddy	22.194	13	69 O MAHONY Darragh	27.589	13	41 HOPKINS Luca	26.707
14	19 DANCE Craig	22.320	14	41 HOPKINS Luca	27.590	14	45 MACKENZIE Marley	26.761
15	41 HOPKINS Luca	22.365	15	61 OAKLEY Freddy	27.911	15	35 WESTON Zack	26.813
16	45 MACKENZIE Marley	22.401	16	19 DANCE Craig	28.043	16	19 DANCE Craig	26.830
17	96 SCHIPPER Floris	22.926	17	17 MARCUZZO Charlotte	28.586	17	50 YELDHAM Jay	27.701
18	17 MARCUZZO Charlotte	22.951	18	50 YELDHAM Jay	28.867	18	96 SCHIPPER Floris	28.151
19	50 YELDHAM Jay	23.214	19	96 SCHIPPER Floris	28.892	19	17 MARCUZZO Charlotte	28.241

Prosecco DOC UK Round, 12-14 July 2024

Chronological Analysis Race 1

Start at 17:10:22.036

3.4
Kawasaki



Donington Park 4.023 m

1 / 2

1° 32 L. SMART [1'39.992]							
Lap	Seg1	Seg2	Seg3	Seg4	Lap Time	km/h	Local Time
1		27.390	25.845	26.901	1'45.242	200,0	17:12'07.278
2	21.969	26.974	25.851	26.549	1'41.343	201,1	17:13'48.621
3	21.994	27.523	25.346	26.415	1'41.278	202,6	17:15'29.899
4	21.890	27.005	25.312	26.109	1'40.316	200,7	17:17'10.215
5	22.055	27.106	25.542	26.219	1'40.922	196,0	17:18'51.137
6	21.857	27.244	25.465	26.403	1'40.969	195,3	17:20'32.106
7	21.783	26.860	25.318	26.031	1'39.992	198,2	17:22'12.098
8	21.763	26.816	25.285	26.290	1'40.154	200,7	17:23'52.252
9	21.796	27.442				193,2	

Last Passing Point FL at 17:23'52.252

2° 90 K. KELLY [1'39.774]							
Lap	Seg1	Seg2	Seg3	Seg4	Lap Time	km/h	Local Time
1		27.331	26.040	26.873	1'45.529	198,5	17:12'07.565
2	22.019	27.254	25.520	26.582	1'41.375	202,2	17:13'48.940
3	21.846	27.513	25.941	26.190	1'41.490	204,5	17:15'30.430
4	21.809	26.773	25.423	26.255	1'40.260	203,4	17:17'10.690
5	21.817	27.125	25.400	26.356	1'40.698	201,5	17:18'51.388
6	21.835	27.291	25.322	26.784	1'41.232	199,6	17:20'32.620
7	21.509	26.747	25.311	26.207	1'39.774	199,6	17:22'12.394
8	21.613	26.828	25.255	27.074	1'40.770	201,5	17:23'53.164
9	21.664	27.347				193,5	

Last Passing Point FL at 17:23'53.164

3° 22 T. WILKINSON [1'40.587]							
Lap	Seg1	Seg2	Seg3	Seg4	Lap Time	km/h	Local Time
1		27.238	25.950	26.655	1'44.760	194,9	17:12'06.796
2	21.988	27.063	25.756	26.527	1'41.334	197,1	17:13'48.130
3	22.343	27.430	25.401	26.434	1'41.608	198,5	17:15'29.738
4	21.929	27.007	25.621	26.912	1'41.469	197,8	17:17'11.207
5	21.793	27.122	25.236	26.436	1'40.587	197,1	17:18'51.794
6	21.583	27.581	25.324	26.589	1'41.077	200,7	17:20'32.871
7	21.620	26.877	25.970	26.819	1'41.286	196,7	17:22'14.157
8	22.054	27.101	25.321	26.372	1'40.848	200,0	17:23'55.005
9	21.850	27.422				189,5	

Last Passing Point FL at 17:23'55.005

4° 12 H. SNELL [1'40.478]							
Lap	Seg1	Seg2	Seg3	Seg4	Lap Time	km/h	Local Time
1		27.594	25.760	26.674	1'45.685	204,9	17:12'07.721
2	21.921	27.069	25.555	26.774	1'41.319	202,2	17:13'49.040
3	21.822	27.637	25.532	26.717	1'41.708	205,3	17:15'30.748
4	21.996	26.978	25.429	26.256	1'40.659	198,5	17:17'11.407
5	21.797	27.004	25.340	26.337	1'40.478	204,2	17:18'51.885
6	21.757	27.110	25.414	26.760	1'41.041	201,1	17:20'32.926
7	21.860	27.047	25.549	26.375	1'40.831	200,0	17:22'13.757
8	22.291	27.123	25.509	26.458	1'41.381	195,3	17:23'55.138
9	22.140	27.587					

Last Passing Point FL at 17:23'55.138

5° 15 C. JONES [1'40.147]							
Lap	Seg1	Seg2	Seg3	Seg4	Lap Time	km/h	Local Time
1		27.413	26.159	26.749	1'45.937	204,5	17:12'07.973
2	21.925	27.128	25.481	26.797	1'41.331	203,4	17:13'49.304
3	21.789	27.549	25.653	26.715	1'41.706	202,2	17:15'31.010
4	21.971	27.291	25.459	26.223	1'40.944	197,8	17:17'11.954
5	21.689	26.919	25.230	26.309	1'40.147	202,6	17:18'52.101
6	21.746	27.259	25.319	26.685	1'41.009	204,2	17:20'33.110
7	21.579	27.293	25.528	26.926	1'41.326	202,2	17:22'14.436
8	21.944	27.049	25.486	26.396	1'40.875	199,6	17:23'55.311
9	21.821	27.505					

Last Passing Point FL at 17:23'55.311

6° 27 C. BEACH [1'40.109]							
Lap	Seg1	Seg2	Seg3	Seg4	Lap Time	km/h	Local Time
1							
2							
3							
4							
5							
6							
7							
8							
9							

13/07/2024 P = Pits In/Dut - C = Lap Time Cancelled

1		28.063	25.721	26.536	1'46.510	195,3	17:12'08.546
2	22.112	27.316	25.514	26.448	1'41.390	192,5	17:13'49.936
3	21.949	27.087	25.499	26.740	1'41.275	196,4	17:15'31.211
4	21.884	27.338	25.353	26.413	1'40.988	198,9	17:17'12.199
5	21.769	26.830	25.240	26.270	1'40.109	196,7	17:18'52.308
6	21.805	27.082	25.341	26.770	1'40.998	203,4	17:20'33.306
7	21.696	27.179	25.442	26.853	1'41.170	199,3	17:22'14.476
8	22.030	27.109	25.405	26.469	1'41.013	198,5	17:23'55.489
9	21.967	28.014					

Last Passing Point FL at 17:23'55.489

7° 95 G. MARSHALL [1'40.342]							
Lap	Seg1	Seg2	Seg3	Seg4	Lap Time	km/h	Local Time
1		27.951	25.809	27.512	1'47.100	197,4	17:12'09.136
2	22.372	27.383	25.654	26.661	1'42.070	198,5	17:13'51.206
3	21.901	27.145	25.597	26.530	1'41.173	198,9	17:15'32.379
4	21.740	27.514	25.352	26.333	1'40.939	200,0	17:17'13.318
5	21.678	26.927	25.250	26.487	1'40.342	199,3	17:18'53.660
6	21.714	26.945	25.554	26.701	1'40.914	196,0	17:20'34.574
7	21.924	27.175	25.561	26.448	1'41.108	196,4	17:22'15.682
8	21.801	26.830	25.292	26.463	1'40.386	197,8	17:23'56.068
9	21.792	27.239					

Last Passing Point FL at 17:23'56.068

8° 61 F. OAKLEY [1'42.986]							
Lap	Seg1	Seg2	Seg3	Seg4	Lap Time	km/h	Local Time
1		28.456	26.127	26.790	1'47.732	196,0	17:12'09.768
2	22.454	28.300	26.047	26.812	1'43.613	195,3	17:13'53.381
3	22.368	27.995	26.013	26.819	1'43.195	194,2	17:15'36.576
4	22.482	28.297	26.292	26.729	1'43.800	194,6	17:17'20.376
5	22.352	28.119	26.836	26.738	1'44.045	190,8	17:19'04.421
6	22.206	28.202	26.161	26.777	1'43.346	192,9	17:20'47.767
7	22.194	27.911	26.161	26.720	1'42.986	192,2	17:22'30.753
8	22.270	28.129	26.286	26.685	1'43.370	191,2	17:24'14.123
9	22.348						

Last Passing Point FL at 17:24'14.123

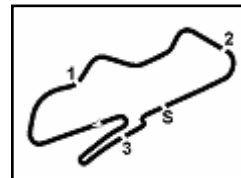
9° 69 D. O MAHONY [1'42.917]							
Lap	Seg1	Seg2	Seg3	Seg4	Lap Time	km/h	Local Time
1		28.357	26.388	26.873	1'48.394	195,3	17:12'10.430
2	22.246	28.094	26.056	27.173	1'43.569	197,4	17:13'53.999
3	22.771	27.589	25.915	26.998	1'43.273	197,1	17:15'37.272
4	22.323	27.929	26.467	26.857	1'43.576	197,8	17:17'20.848
5	22.257	27.952	26.324	26.865	1'43.398	191,5	17:19'04.246
6	22.623	28.154	26.165	26.929	1'43.871	194,6	17:20'48.117
7	22.182	27.870	26.264	26.601	1'42.917	195,3	17:22'31.034
8	22.204	28.127	26.325	26.685	1'43.341	196,4	17:24'14.375
9	22.247						

Last Passing Point FL at 17:24'14.375

10° 35 Z. WESTON [1'42.318]							
Lap	Seg1	Seg2	Seg3	Seg4	Lap Time	km/h	Local Time
1		28.467	26.279	27.633	1'48.867	199,3	17:12'10.903
2	22.335	27.704	26.037	26.993	1'43.069	200,0	17:13'53.972
3	23.546	28.150	26.177	27.307	1'45.180	193,2	17:15'39.152
4	22.530	27.602	26.177	27.188	1'43.497	193,2	17:17'22.649
5	22.610	27.700	26.068	27.335	1'43.713	193,5	17:19'06.362
6	22.311	27.786	26.001	26.873	1'42.971	194,2	17:20'49.333
7	22.225	27.380	25.900	26.813	1'42.318	194,9	17:22'31.651
8	22.151	27.719	26.309	26.869	1'43.048	194,2	17:24'14.699
9	22.168						

Last Passing Point FL at 17:24'14.699

11° 45 M. MACKENZIE [1'42.810]							
Lap	Seg1	Seg2	Seg3	Seg4	Lap Time	km/h	Local Time
1		28.075	26.419	27.658	1'48.769	191,8	17:12'10.805
2	22.664	27.890	26.123	27.441	1'44.118	193,9	17:13'54.923



Donington Park 4.023 m

Prosecco DOC UK Round, 12-14 July 2024

Chronological Analysis Race 1

Start at 17:10'22.036

2 / 2

3	22.711	27.855	26.362	27.231	1'44.159	191,2	17:15'39.082	7	22.926	28.957	27.494	28.473	1'47.850	187,8	17:23'05.349																																																																																								
4	22.407	27.651	26.300	27.143	1'43.501	190,5	17:17'22.583	8	23.044	29.039	27.229	28.440	1'47.752	192,5	17:24'53.101																																																																																								
5	22.524	27.701	26.195	27.032	1'43.452	192,2	17:19'06.035	Last Passing Point FL at 17:24'53.101																																																																																															
6	22.463	27.802	26.155	26.855	1'43.275	191,2	17:20'49.310	<table border="1"> <thead> <tr> <th colspan="2">NC</th><th colspan="6">25 B. GAWITH [1'39.899]</th></tr> <tr> <th>Lap</th><th>Seg.1</th><th>Seg.2</th><th>Seg.3</th><th>Seg.4</th><th>Lap Time</th><th>km/h</th><th>Local Time</th></tr> </thead> <tbody> <tr><td>1</td><td></td><td>27.227</td><td>25.855</td><td>26.532</td><td>1'44.397</td><td>190,8</td><td>17:12'06.433</td></tr> <tr><td>2</td><td>22.233</td><td>26.990</td><td>26.000</td><td>26.586</td><td>1'41.809</td><td>190,8</td><td>17:13'48.242</td></tr> <tr><td>3</td><td>22.085</td><td>27.369</td><td>25.651</td><td>26.217</td><td>1'41.322</td><td>194,6</td><td>17:15'29.564</td></tr> <tr><td>4</td><td>21.910</td><td>26.972</td><td>25.737</td><td>26.225</td><td>1'40.844</td><td>191,8</td><td>17:17'10.408</td></tr> <tr><td>5</td><td>21.929</td><td>27.205</td><td>25.316</td><td>26.196</td><td>1'40.646</td><td>200,4</td><td>17:18'51.054</td></tr> <tr><td>6</td><td>22.013</td><td>27.270</td><td>25.271</td><td>26.204</td><td>1'40.758</td><td>200,0</td><td>17:20'31.812</td></tr> <tr><td>7</td><td>21.844</td><td>26.680</td><td>25.416</td><td>25.959</td><td>1'39.899</td><td>192,9</td><td>17:22'11.711</td></tr> <tr><td>8</td><td>21.834</td><td>26.782</td><td>25.459</td><td>26.113</td><td>1'40.188</td><td>191,8</td><td>17:23'51.899</td></tr> <tr><td>9</td><td>21.947</td><td></td><td></td><td></td><td></td><td></td><td></td></tr> </tbody> </table>								NC		25 B. GAWITH [1'39.899]						Lap	Seg.1	Seg.2	Seg.3	Seg.4	Lap Time	km/h	Local Time	1		27.227	25.855	26.532	1'44.397	190,8	17:12'06.433	2	22.233	26.990	26.000	26.586	1'41.809	190,8	17:13'48.242	3	22.085	27.369	25.651	26.217	1'41.322	194,6	17:15'29.564	4	21.910	26.972	25.737	26.225	1'40.844	191,8	17:17'10.408	5	21.929	27.205	25.316	26.196	1'40.646	200,4	17:18'51.054	6	22.013	27.270	25.271	26.204	1'40.758	200,0	17:20'31.812	7	21.844	26.680	25.416	25.959	1'39.899	192,9	17:22'11.711	8	21.834	26.782	25.459	26.113	1'40.188	191,8	17:23'51.899	9	21.947						
NC		25 B. GAWITH [1'39.899]																																																																																																					
Lap	Seg.1	Seg.2	Seg.3	Seg.4	Lap Time	km/h	Local Time																																																																																																
1		27.227	25.855	26.532	1'44.397	190,8	17:12'06.433																																																																																																
2	22.233	26.990	26.000	26.586	1'41.809	190,8	17:13'48.242																																																																																																
3	22.085	27.369	25.651	26.217	1'41.322	194,6	17:15'29.564																																																																																																
4	21.910	26.972	25.737	26.225	1'40.844	191,8	17:17'10.408																																																																																																
5	21.929	27.205	25.316	26.196	1'40.646	200,4	17:18'51.054																																																																																																
6	22.013	27.270	25.271	26.204	1'40.758	200,0	17:20'31.812																																																																																																
7	21.844	26.680	25.416	25.959	1'39.899	192,9	17:22'11.711																																																																																																
8	21.834	26.782	25.459	26.113	1'40.188	191,8	17:23'51.899																																																																																																
9	21.947																																																																																																						
7	22.472	27.452	26.081	27.218	1'43.223	194,9	17:22'32.533	Last Passing Point FL at 17:24'15.343																																																																																															
8	22.401	27.668	25.980	26.761	1'42.810	192,9	17:24'15.343																																																																																																
9	22.334																																																																																																						

12°		41 L. HOPKINS [1'42.849]					
Lap	Seg.1	Seg.2	Seg.3	Seg.4	Lap Time	km/h	Local Time
1		28.418	26.246	27.361	1'49.018	197,8	17:12'11.054
2	22.716	27.828	25.971	27.083	1'43.598	197,8	17:13'54.652
3	22.774	28.717	26.198	27.058	1'44.747	197,8	17:15'39.399
4	22.528	27.789	25.967	27.242	1'43.526	197,8	17:17'22.925
5	22.666	27.706	26.082	27.265	1'43.719	188,8	17:19'06.644
6	22.365	27.840	25.888	26.937	1'43.030	196,0	17:20'49.674
7	22.411	27.590	25.813	27.129	1'42.943	199,3	17:22'32.617
8	22.597	27.715	25.830	26.707	1'42.849	197,1	17:24'15.466
9	22.555						

Last Passing Point FL at 17:24'15.466

13°		19 C. DANCE [1'43.593]					
Lap	Seg.1	Seg.2	Seg.3	Seg.4	Lap Time	km/h	Local Time
1		28.854	26.086	27.403	1'49.447	196,7	17:12'11.483
2	22.483	28.043	25.989	27.163	1'43.678	197,8	17:13'55.161
3	22.637	28.485	27.362	27.156	1'45.640	199,3	17:15'40.801
4	22.436	28.872	26.457	26.951	1'44.716	191,5	17:17'25.517
5	22.331	28.054	26.191	27.054	1'43.630	191,2	17:19'09.147
6	22.454	28.156	26.153	26.830	1'43.593	190,5	17:20'52.740
7	22.320	28.141	26.414	27.368	1'44.243	188,8	17:22'36.983
8	22.674	28.748	26.709	27.466	1'45.597	187,8	17:24'22.580
9	23.113						

Last Passing Point FL at 17:24'22.580

14°		17 C. MARCUZZO [1'47.314]					
Lap	Seg.1	Seg.2	Seg.3	Seg.4	Lap Time	km/h	Local Time
1		29.303	26.928	28.241	1'52.043	193,9	17:12'14.079
2	23.268	28.743	27.248	28.519	1'47.778	191,5	17:14'01.857
3	23.081	28.654	27.257	28.431	1'47.423	192,2	17:15'49.280
4	23.168	28.586	27.210	28.356	1'47.320	191,5	17:17'36.600
5	22.986	28.761	27.265	28.302	1'47.314	189,1	17:19'23.914
6	22.951	28.922	27.188	28.291	1'47.352	191,2	17:21'11.266
7	23.087	28.714	27.297	28.696	1'47.794	188,8	17:22'59.060
8	23.227	28.898	27.353	28.384	1'47.862	190,8	17:24'46.922
9							

Last Passing Point FL at 17:24'46.922

15°		50 J. YELDHAM [1'47.645]					
Lap	Seg.1	Seg.2	Seg.3	Seg.4	Lap Time	km/h	Local Time
1		29.459	27.853	28.245	1'54.081	192,9	17:12'16.117
2	23.599	29.086	27.665	28.059	1'48.409	188,8	17:14'04.526
3	23.420	29.008	27.845	27.968	1'48.241	189,5	17:15'52.767
4	23.500	29.001	27.644	27.701	1'47.846	188,5	17:17'40.613
5	23.328	29.095	27.650	27.828	1'47.901	187,5	17:19'28.514
6	23.312	28.964	27.637	27.780	1'47.693	188,2	17:21'16.207
7	23.214	28.867	27.728	27.836	1'47.645	186,9	17:23'03.852
8	23.590	29.097	27.696	27.742	1'48.125	186,9	17:24'51.977
9							

Last Passing Point FL at 17:24'51.977

16°		96 F. SCHIPPER [1'47.369]					
Lap	Seg.1	Seg.2	Seg.3	Seg.4	Lap Time	km/h	Local Time
1		29.330	27.074	28.434	1'53.026	193,9	17:12'15.062
2	23.352	29.168	27.215	28.874	1'48.609	192,9	17:14'03.671
3	23.175	28.892	27.116	28.647	1'47.830	191,5	17:15'51.501
4	23.097	29.063	27.182	28.338	1'47.680	190,8	17:17'39.181
5	23.028	32.524	27.246	28.151	1'50.949	190,8	17:19'30.130
6	23.014	28.939	27.138	28.278	1'47.369	192,2	17:21'17.499
7							

13/07/2024 P = Pits In/Out - C = Lap Time Cancelled

RET		9 C. HARRIS [1'40.485]					
Lap	Seg.1	Seg.2	Seg.3	Seg.4	Lap Time	km/h	Local Time
1		28.126	25.828	27.018	1'46.973	194,2	17:12'09.009
2	22.107	27.449	25.691	26.286	1'41.533	192,5	17:13'50.542
3	21.904	27.497	25.706	26.346	1'41.453	192,9	17:15'31.995
4	21.919	27.428	25.392	25.994	1'40.733	194,6	17:17'12.728
5	21.725	27.080	25.460	26.220	1'40.485	194,9	17:18'53.213
6	21.729						

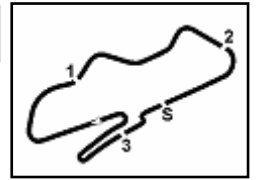
Last Passing Point FL at 17:18'53.213

19°		77 L. VENEMAN [1'39.824]					
Lap	Seg.1	Seg.2	Seg.3	Seg.4	Lap Time	km/h	Local Time
1		27.386	25.737	26.855	1'45.345	203,4	17:12'07.381
2	21.940	27.136	25.404	26.423	1'40.903	203,8	17:13'48.284
3	21.892	26.719	25.338	26.343	1'40.292	193,5	17:15'28.576
4	21.820	26.717	25.241	26.253	1'40.031	193,2	17:17'08.607
5	21.764	26.786	25.258	26.247	1'40.055	193,9	17:18'48.662
6	21.721	26.779	25.035	26.387	1'39.922	193,9	17:20'28.584
7	21.824	27.124	25.422	26.332	1'40.702	194,2	17:22'09.286
8	21.628	26.840	25.324	26.032	1'39.824	193,5	17:23'49.110
9	21.885	27.290				193,2	

Last Passing Point FL at 17:23'49.110

RET		8 B. O'MALLEY					
Lap	Seg.1	Seg.2	Seg.3	Seg.4	Lap Time	km/h	Local Time
1		31.446					

Last Passing Point FL at 0.000



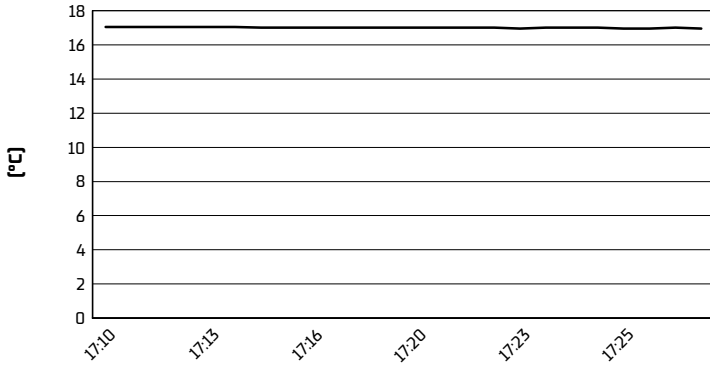
Donington Park 4.023 m

Prosecco DOC UK Round, 12-14 July 2024

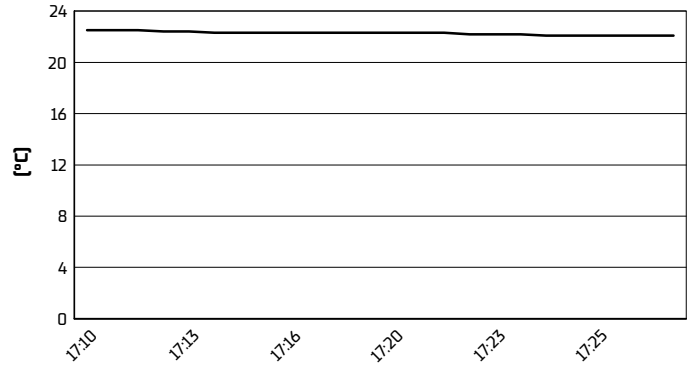
Weather Report Race 1

Session started 17:10 - Session ended 17:28

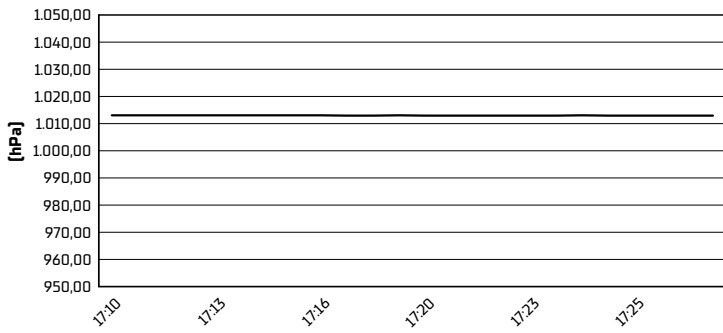
Air Temperature



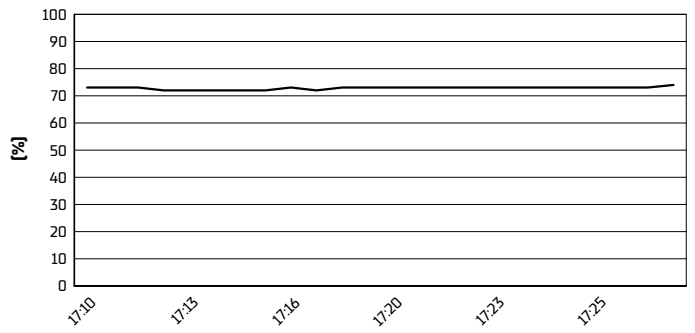
Track Temperature



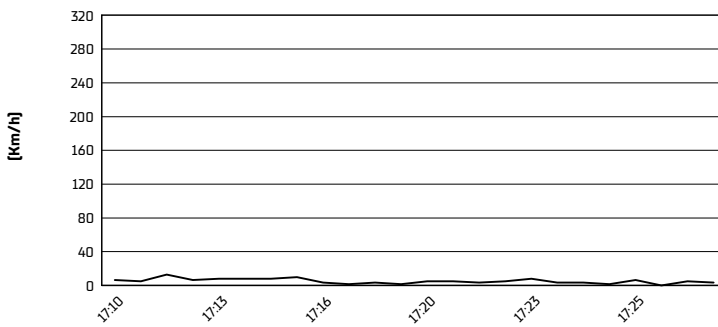
Air Pressure



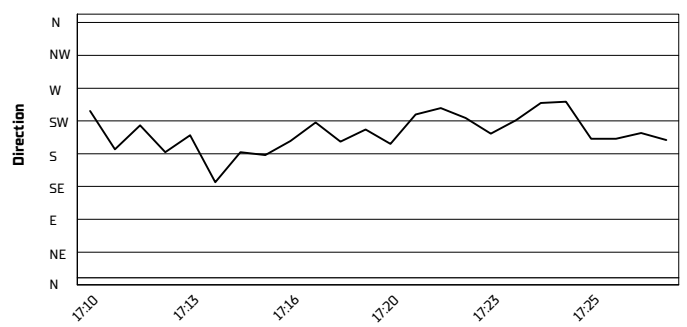
Humidity

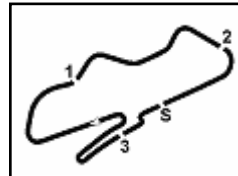


Wind Speed



Wind Direction





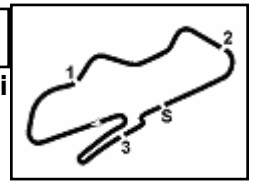
Prosecco DOC UK Round, 12-14 July 2024

Starting Grid - Race 2 (10 Laps x 4,023 km = 40,230 km)

1	1	90 KELLY K. Kawasaki	2	25 GAWITH B. Kawasaki	3	32 SMART L. Kawasaki
2	4	27 BEACH C. Kawasaki	5	15 JONES C. Kawasaki	6	95 MARSHALL G. Kawasaki
3	7	12 SNELL H. Kawasaki	8	9 HARRIS C. Kawasaki	9	22 WIKINSON T. Kawasaki
4	10	35 WESTON Z. Kawasaki	11	45 MACKENZIE M. Kawasaki	12	41 HOPKINS L. Kawasaki
5	13	69 O MAHONY D. Kawasaki	14	61 OAKLEY F. Kawasaki	15	19 DANCE C. Kawasaki
6	16	17 MARCUZZO C. Kawasaki	17	96 SCHIPPER F. Kawasaki	18	50 YELDHAM J. Kawasaki
7	19	8 O'MALLEY B. Kawasaki	20	77 VENEMAN L. Kawasaki		

Prosecco DOC UK Round, 12-14 July 2024
Fastest Laps Race 1

3.7
Kawasaki



Donington Park 4.023 m

	No.	Rider	Nat	Team	Bike	Lap	Time	Gap
1	90	K. KELLY	GBR	Rokit Rookies	Kawasaki ZX4RR	7	1'39.774	
2	77	L. VENEMAN	GBR	Veneman Racesupport	Kawasaki ZX4RR	8	1'39.824	0.050
3	25	B. GAWITH	GBR	Rokit Rookies	Kawasaki ZX4RR	7	1'39.899	0.125
4	32	L. SMART	GBR	Smart Racing	Kawasaki ZX4RR	7	1'39.992	0.218
5	27	C. BEACH	GBR	Upvc outlet Racing	Kawasaki ZX4RR	5	1'40.109	0.335
6	15	C. JONES	GBR	Rokit Rookies	Kawasaki ZX4RR	5	1'40.147	0.373
7	95	G. MARSHALL	GBR	Team Marshall Racing	Kawasaki ZX4RR	5	1'40.342	0.568
8	12	H. SNELL	GBR	Rokit Rookies	Kawasaki ZX4RR	5	1'40.478	0.704
9	9	C. HARRIS	GBR	Team SBR Kawasaki	Kawasaki ZX4RR	5	1'40.485	0.711
10	22	T. WIKINSON	GBR	The Fire Place Racing	Kawasaki ZX4RR	5	1'40.587	0.813
11	35	Z. WESTON	GBR	Speedy freight RDRacing	Kawasaki ZX4RR	7	1'42.318	2.544
12	45	M. MACKENZIE	GBR	ELPM / Kikcaldy awasaki	Kawasaki ZX4RR	8	1'42.810	3.036
13	41	L. HOPKINS	GBR	Chris Walker Kawasaki	Kawasaki ZX4RR	8	1'42.849	3.075
14	69	D. O MAHONY	GBR	Rokit Rookies	Kawasaki ZX4RR	7	1'42.917	3.143
15	61	F. OAKLEY	GBR	Oakley	Kawasaki ZX4RR	7	1'42.986	3.212
16	19	C. DANCE	GBR	NFG Racing	Kawasaki ZX4RR	6	1'43.593	3.819
17	17	C. MARCUZZO	GBR	Rokit Rookies	Kawasaki ZX4RR	5	1'47.314	7.540
18	96	F. SCHIPPER	GBR	Rokit Rookies	Kawasaki ZX4RR	6	1'47.369	7.595
19	50	J. YELDHAM	GBR	Rokit Rookies	Kawasaki ZX4RR	7	1'47.645	7.871