

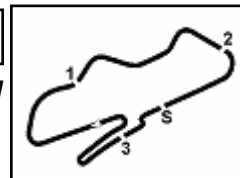


**Prosecco DOC UK Round, 12-14 July 2024
Results Race Heat 2**

Laps 8 = 32,184 Km - Time of Race 13'10.659 - Avg. 146,539 km/h

4.1

BMW



Donington Park 4.023 m

1 / 2

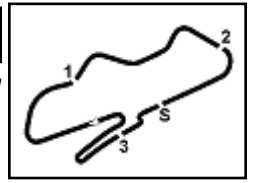
Pos	Grid	No. Rider	Nat	Team	Bike	LL	Gap	Rel.	Fastest Lap	Speed	Qualifying	Speed
1	1	65 N. COATES		AOR Racing / Ernie Cates Trak Days	BMW - F900 R	8			1'38.045	203,0		210,9
2	2	88 M. JOHNSON		Johnson Racing	BMW - F900 R	8	2.065	2.065	1'38.266	207,3		213,0
3	3	4 M. RUTTER		Bathams Racing	BMW - F900 R	8	6.609	4.544	1'38.447	208,1		207,3
4	5	75 C. SMITH		SCH Motoprep / Bathams Racing	BMW - F900 R	8	7.149	0.540	1'38.620	210,1		205,7
5	4	79 J. O'MARA		BRP Racing - Alton Compressors	BMW - F900 R	8	8.992	1.843	1'38.902	210,5		209,7
6	6	82 J. BULL		Ready4Racing Vision	BMW - F900 R	8	9.125	0.133	1'38.733	212,6		210,1
7	7	30 R. MCNEALY		McNealy Brown Ltd	BMW - F900 R	8	20.093	10.968	1'39.858	200,0		194,6
8	8	94 A. PEARSON		Pearson Racing	BMW - F900 R	8	26.750	6.657	1'41.277	208,1		207,7
9	9	83 J. WALTON		KBP Racing	BMW - F900 R	8	29.025	2.275	1'40.840	205,7		206,1
10	11	95 N. MACKENZIE		Bathams Racing	BMW - F900 R	8	31.063	2.038	1'41.743	202,6		203,4
11	12	21 B. PLUMLEY		A&B Racing POWERED BY HMY	BMW - F900 R	8	31.539	0.476	1'41.579	213,4		206,9
12	10	16 J. HANKS-ELLIOT		FHO Racing BMW Motorrad	BMW - F900 R	8	32.219	0.680	1'41.830	205,7		208,1
13	13	99 J. CLEARY		JCR Motorsport	BMW - F900 R	8	32.327	0.108	1'41.734	207,7		205,7
14	15	14 L. VELLA		2 Strokes Racing	BMW - F900 R	8	32.765	0.438	1'41.585	211,4		207,7
15	16	72 G. FORD		72 Racelife	BMW - F900 R	8	39.806	7.041	1'42.472	204,2		201,9
16	14	55 T. VIVEIROS		Army Motorcycle Road Race Team	BMW - F900 R	8	47.479	7.673	1'43.750	204,9		203,0
17	17	9 J. ASHINGTON		Jordz Racing	BMW - F900 R	8	47.690	0.211	1'43.653	203,0		203,8
18	18	10 D. GLOSSOP		HelloDave Racing	BMW - F900 R	8	55.236	7.546	1'44.599	204,2		201,1
19	19	92 J. LEE		DWR Racing	BMW - F900 R	8	55.914	0.678	1'44.383	204,9		201,9
20	20	33 A. BOOTH		ARBRacing.com/Thompson Haulage Ltd	BMW - F900 R	8	1'30.865	34.951	1'47.887	202,6		201,5

AIR	Humidity:	68%	Temp:	16°C
TRACK	Condition:	Dry	Temp:	20°C

Race Fastest Lap	[New Record]	Lap 5	N.Coates	1'38.045	147,716 Km/h
------------------	--------------	-------	----------	----------	--------------

Start 13/07/2024 10:33 End 10:48 The results are provisional until the end of the time limit for protests and appeals and the completion of the technical checks.

These data/results cannot be reproduced, stored and/or transmitted in whole or in part by any manner of electronic, mechanical, photocopying, recording, broadcasting or otherwise now known or herein after developed without the previous express consent by the copyright owner, except for reproduction in daily press and regular printed publications on sale to the public within 60 days of the event related to those data/results and always provided that copyright symbol appears together as follows below.

**Prosecco DOC UK Round, 12-14 July 2024
Results Race Heat 2****4.1****BMW**

Donington Park 4.023 m

2 / 2**Race Highlights**

Time	No. Rider	Description
10.33.40		Start of Session
10.36.49		No Jump Starts
10.42.04		2/3 of Race Distance Completed
10.48.52		End of Session

13/07/2024 Start End The results are provisional until the end of the time limit for protests and appeals
10:33 10:48 and the completion of the technical checks.

These data/results cannot be reproduced, stored and/or transmitted in whole or in part by any manner of electronic, mechanical, photocopying, recording, broadcasting or otherwise now known or herein after developed without the previous express consent by the copyright owner, except for reproduction in daily press and regular printed publications on sale to the public within 60 days of the event related to those data/results and always provided that copyright symbol appears together as follows below.

© DORNA WSBK ORGANIZATION Srl 2024

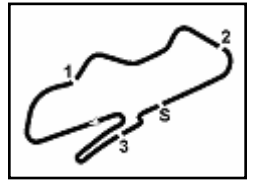


**BMW MOTORRAD
F 900 R CUP**

**Prosecco DOC UK Round, 12-14 July 2024
Lap Chart Race Heat 2**

4.2

BMW



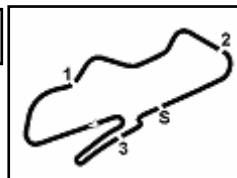
Donington Park 4.023 m

	Lap							
	1	2	3	4	5	6	7	8
1	65	65	65	65	65	65	65	65
2	4	88	88	88	88	88	88	88
3	88	4	4	4	4	4	4	4
4	79	75	82	75	75	75	75	75
5	75	82	75	82	79	82	82	79
6	82	30	79	79	82	79	79	82
7	30	79	30	30	30	30	30	30
8	16	94	94	94	94	94	94	94
9	94	16	16	83	83	83	83	83
10	99	99	83	16	16	16	95	95
11	83	83	99	95	95	95	21	21
12	21	21	95	21	14	14	16	16
13	14	95	21	99	99	21	99	99
14	95	14	14	14	21	99	14	14
15	72	72	72	72	72	72	72	72
16	55	55	55	55	55	55	55	55
17	92	9	9	9	9	9	9	9
18	9	10	10	10	10	10	10	10
19	10	92	92	92	92	92	92	92
20	33	33	33	33	33	33	33	33

Final Result		
1	65 N. COATES	Laps 8
2	88 M. JOHNSON	2.065
3	4 M. RUTTER	6.609
4	75 C. SMITH	7.149
5	79 J. D'MARA	8.992
6	82 J. BULL	9.125
7	30 R. MCNEALY	20.093
8	94 A. PEARSON	26.750
9	83 J. WALTON	29.025
10	95 N. MACKENZIE	31.063
11	21 B. PLUMLEY	31.539
12	16 J. HANKS-ELLIOT	32.219
13	99 J. CLEARY	32.327
14	14 L. VELLA	32.765
15	72 G. FORD	39.806
16	55 T. VIVEIROS	47.479
17	9 J. ASHINGTON	47.690
18	10 D. GLOSSOP	55.236
19	92 J. LEE	55.914
20	33 A. BOOTH	1'30.865



**Prosecco DOC UK Round, 12-14 July 2024
Best Sectors & Speed Race Heat 2**



Donington Park 4.023 m

RESULTS

Pos	Number	Name	Motorcycle	Laps
1	65	N. COATES	BMW - F900 R	8
2	88	M. JOHNSON	BMW - F900 R	2.065
3	4	M. RUTTER	BMW - F900 R	6.609
4	75	C. SMITH	BMW - F900 R	7.149
5	79	J. O'MARA	BMW - F900 R	8.992
6	82	J. BULL	BMW - F900 R	9.125
7	30	R. MCNEALY	BMW - F900 R	20.093
8	94	A. PEARSON	BMW - F900 R	26.750
9	83	J. WALTON	BMW - F900 R	29.025
10	95	N. MACKENZIE	BMW - F900 R	31.063
11	21	B. PLUMLEY	BMW - F900 R	31.539
12	16	J. HANKS-ELLIOT	BMW - F900 R	32.219
13	99	J. CLEARY	BMW - F900 R	32.327
14	14	L. VELLA	BMW - F900 R	32.765
15	72	G. FORD	BMW - F900 R	39.806
16	55	T. VIVEIROS	BMW - F900 R	47.479
17	9	J. ASHINGTON	BMW - F900 R	47.690
18	10	D. GLOSSOP	BMW - F900 R	55.236
19	92	J. LEE	BMW - F900 R	55.914
20	33	A. BOOTH	BMW - F900 R	1'30.865

SPEED

Pos	Number	Name	Motorcycle	Speed
1	21	B. PLUMLEY	BMW - F900 R	213,4
2	82	J. BULL	BMW - F900 R	212,6
3	14	L. VELLA	BMW - F900 R	211,4
4	79	J. O'MARA	BMW - F900 R	210,5
5	75	C. SMITH	BMW - F900 R	210,1
6	94	A. PEARSON	BMW - F900 R	208,1
7	4	M. RUTTER	BMW - F900 R	208,1
8	99	J. CLEARY	BMW - F900 R	207,7
9	88	M. JOHNSON	BMW - F900 R	207,3
10	16	J. HANKS-ELLIOT	BMW - F900 R	205,7
11	83	J. WALTON	BMW - F900 R	205,7
12	55	T. VIVEIROS	BMW - F900 R	204,9
13	92	J. LEE	BMW - F900 R	204,9
14	72	G. FORD	BMW - F900 R	204,2
15	10	D. GLOSSOP	BMW - F900 R	204,2
16	9	J. ASHINGTON	BMW - F900 R	203,0
17	65	N. COATES	BMW - F900 R	203,0
18	33	A. BOOTH	BMW - F900 R	202,6
19	95	N. MACKENZIE	BMW - F900 R	202,6
20	30	R. MCNEALY	BMW - F900 R	200,0

SEG. 1

1	79	J. O'MARA	21.188
2	88	M. JOHNSON	21.221
3	82	J. BULL	21.312
4	4	M. RUTTER	21.322
5	65	N. COATES	21.356
6	75	C. SMITH	21.405
7	30	R. MCNEALY	21.519
8	99	J. CLEARY	21.641
9	16	J. HANKS-ELLIOT	21.650
10	21	B. PLUMLEY	21.724
11	83	J. WALTON	21.726
12	14	L. VELLA	21.749
13	94	A. PEARSON	21.771
14	95	N. MACKENZIE	21.943
15	55	T. VIVEIROS	22.073
16	9	J. ASHINGTON	22.175
17	72	G. FORD	22.255
18	10	D. GLOSSOP	22.331
19	92	J. LEE	22.496
20	33	A. BOOTH	23.231

SEG. 2

1	65	N. COATES	26.426
2	88	M. JOHNSON	26.482
3	4	M. RUTTER	26.559
4	79	J. O'MARA	26.595
5	75	C. SMITH	26.607
6	82	J. BULL	26.712
7	30	R. MCNEALY	26.874
8	83	J. WALTON	27.368
9	16	J. HANKS-ELLIOT	27.371
10	94	A. PEARSON	27.416
11	95	N. MACKENZIE	27.461
12	21	B. PLUMLEY	27.519
13	99	J. CLEARY	27.536
14	14	L. VELLA	27.581
15	72	G. FORD	27.752
16	55	T. VIVEIROS	28.060
17	9	J. ASHINGTON	28.133
18	92	J. LEE	28.217
19	10	D. GLOSSOP	28.401
20	33	A. BOOTH	29.291

SEG. 3

1	75	C. SMITH	24.651
2	4	M. RUTTER	24.657
3	65	N. COATES	24.688
4	88	M. JOHNSON	24.689
5	79	J. O'MARA	24.790
6	82	J. BULL	24.857
7	30	R. MCNEALY	25.090
8	95	N. MACKENZIE	25.378
9	21	B. PLUMLEY	25.436
10	14	L. VELLA	25.448
11	83	J. WALTON	25.452
12	16	J. HANKS-ELLIOT	25.493
13	99	J. CLEARY	25.498
14	72	G. FORD	25.571
15	94	A. PEARSON	25.593
16	55	T. VIVEIROS	25.918
17	92	J. LEE	25.948
18	9	J. ASHINGTON	26.128
19	10	D. GLOSSOP	26.193
20	33	A. BOOTH	27.282

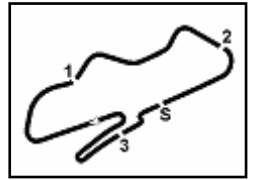
SEG. 4

1	65	N. COATES	25.469
2	4	M. RUTTER	25.643
3	88	M. JOHNSON	25.728
4	75	C. SMITH	25.767
5	82	J. BULL	25.800
6	79	J. O'MARA	25.938
7	30	R. MCNEALY	26.008
8	95	N. MACKENZIE	26.123
9	94	A. PEARSON	26.257
10	83	J. WALTON	26.294
11	99	J. CLEARY	26.495
12	21	B. PLUMLEY	26.547
13	14	L. VELLA	26.709
14	16	J. HANKS-ELLIOT	26.712
15	72	G. FORD	26.732
16	9	J. ASHINGTON	26.733
17	55	T. VIVEIROS	27.105
18	10	D. GLOSSOP	27.426
19	92	J. LEE	27.515
20	33	A. BOOTH	28.083

13/07/2024

These data/results cannot be reproduced, stored and/or transmitted in whole or in part by any manner of electronic, mechanical, photocopying, recording, broadcasting or otherwise now known or herein after developed without the previous express consent by the copyright owner, except for reproduction in daily press and regular printed publications on sale to the public within 60 days of the event related to those data/results and always provided that copyright symbol appears together as follows below.

© DORNA WSBK ORGANIZATION Srl 2024



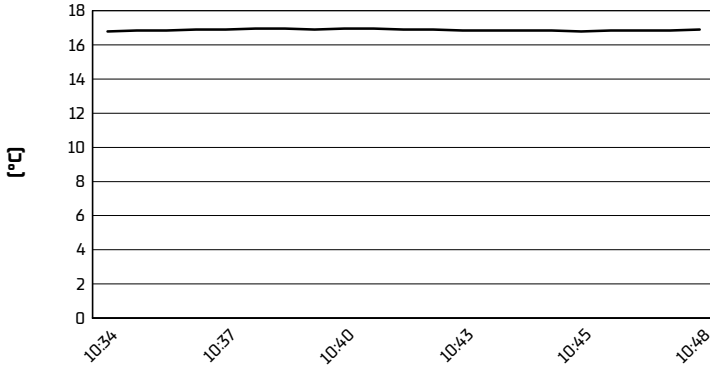
Donington Park 4.023 m

Prosecco DOC UK Round, 12-14 July 2024

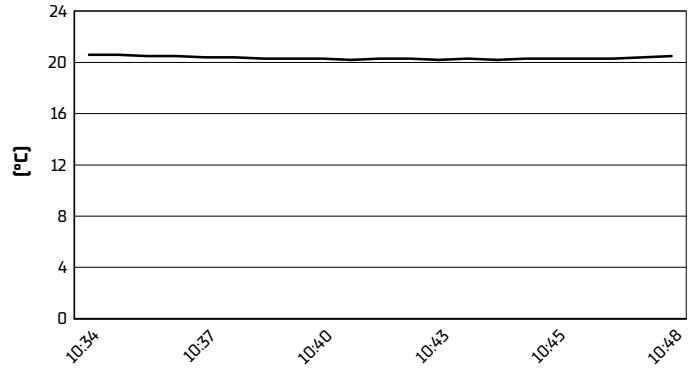
Weather Report Race Heat 2

Session started 10:34 - Session ended 10:48

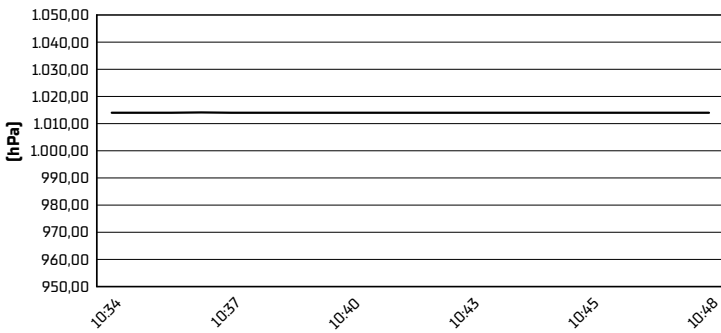
Air Temperature



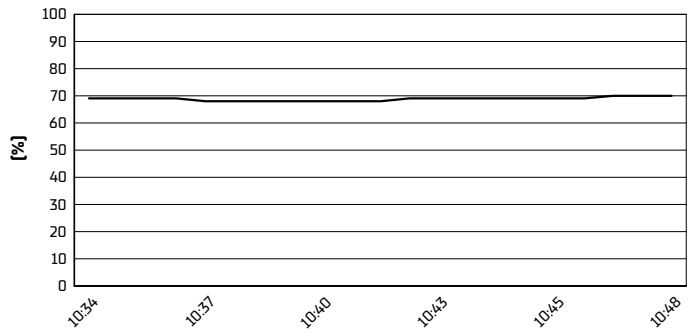
Track Temperature



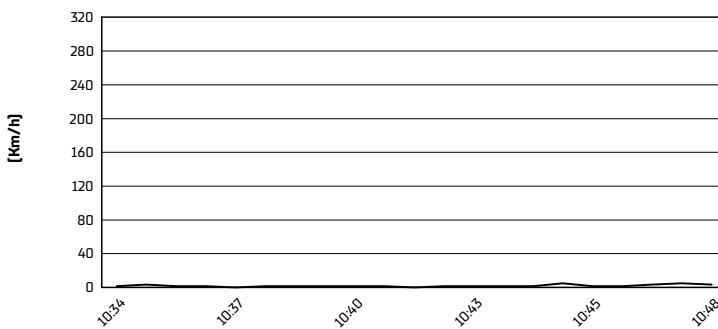
Air Pressure



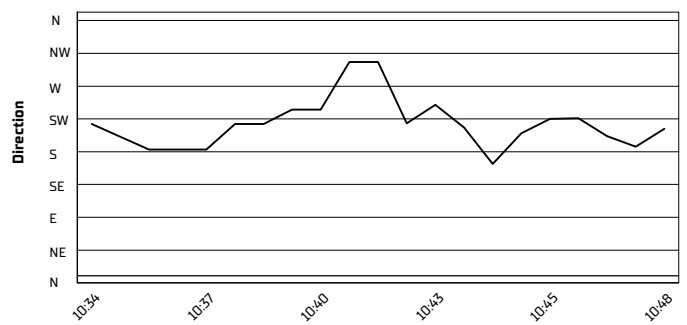
Humidity



Wind Speed



Wind Direction



13/07/2024

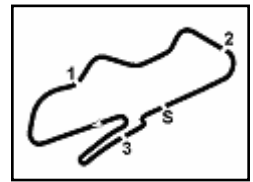
These data/results cannot be reproduced, stored and/or transmitted in whole or in part by any manner of electronic, mechanical, photocopying, recording, broadcasting or otherwise now known or herein after developed without the previous express consent by the copyright owner, except for reproduction in daily press and regular printed publications on sale to the public within 60 days of the event related to those data/results and always provided that copyright symbol appears together as follows below.

© DORNA WSBK ORGANIZATION Srl 2024



Prosecco DOC UK Round, 12-14 July 2024
Chronological Analysis Race Heat 2

4.5
BMW



Donington Park 4.023 m

Start at 10:33'35.886

1 / 2

Table with 8 rows and 8 columns for rider 1st: 65 N. COATES [1'38.045]. Columns include Lap, Seg1-4, Lap Time, km/h, and Local Time.

Table with 8 rows and 8 columns for rider 6th: 21.312, 26.712, 24.857, 25.852, 1'38.733, 208,1, 10:43'37.056.

Table with 8 rows and 8 columns for rider 2nd: 88 M. JOHNSON [1'38.266]. Columns include Lap, Seg1-4, Lap Time, km/h, and Local Time.

Table with 8 rows and 8 columns for rider 7th: 30 R. MCNEALY [1'39.858]. Columns include Lap, Seg1-4, Lap Time, km/h, and Local Time.

Table with 8 rows and 8 columns for rider 3rd: 4 M. RUTTER [1'38.447]. Columns include Lap, Seg1-4, Lap Time, km/h, and Local Time.

Table with 8 rows and 8 columns for rider 8th: 94 A. PEARSON [1'41.277]. Columns include Lap, Seg1-4, Lap Time, km/h, and Local Time.

Table with 8 rows and 8 columns for rider 4th: 75 C. SMITH [1'38.620]. Columns include Lap, Seg1-4, Lap Time, km/h, and Local Time.

Table with 8 rows and 8 columns for rider 9th: 83 J. WALTON [1'40.840]. Columns include Lap, Seg1-4, Lap Time, km/h, and Local Time.

Table with 8 rows and 8 columns for rider 5th: 79 J. O'MARA [1'38.902]. Columns include Lap, Seg1-4, Lap Time, km/h, and Local Time.

Table with 8 rows and 8 columns for rider 10th: 95 N. MACKENZIE [1'41.743]. Columns include Lap, Seg1-4, Lap Time, km/h, and Local Time.

Table with 8 rows and 8 columns for rider 6th: 82 J. BULL [1'38.733]. Columns include Lap, Seg1-4, Lap Time, km/h, and Local Time.

Table with 8 rows and 8 columns for rider 11th: 21 B. PLUMLEY [1'41.579]. Columns include Lap, Seg1-4, Lap Time, km/h, and Local Time.

Table with 8 rows and 8 columns for rider 12th: 16 J. HANKS-ELLIOT [1'41.830]. Columns include Lap, Seg1-4, Lap Time, km/h, and Local Time.

13/07/2024 P = Pits In/Out - C = Lap Time Cancelled

These data/results cannot be reproduced, stored and/or transmitted in whole or in part by any manner of electronic, mechanical, photocopying, recording, broadcasting or otherwise now known or herein after developed without the previous express consent by the copyright owner, except for reproduction in daily press and regular printed publications on sale to the public within 60 days of the event related to those data/results and always provided that copyright symbol appears together as follows below.

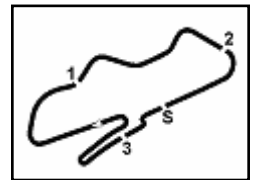
© DORNA WSBK ORGANIZATION Srl 2024



Prosecco DOC UK Round, 12-14 July 2024
Chronological Analysis Race Heat 2

4.5

BMW



Donington Park 4.023 m

2 / 2

Start at 10:33'35.886

Table with 8 rows and 8 columns for rider 18° 10 D. GLOSSOP [1'44.599]. Columns: Lap, Seg1, Seg2, Seg3, Seg4, Lap Time, km/h, Local Time.

Table with 8 rows and 8 columns for rider 13° 99 J. CLEARY [1'41.734]. Columns: Lap, Seg1, Seg2, Seg3, Seg4, Lap Time, km/h, Local Time.

Table with 8 rows and 8 columns for rider 14° 14 L. VELLA [1'41.585]. Columns: Lap, Seg1, Seg2, Seg3, Seg4, Lap Time, km/h, Local Time.

Table with 8 rows and 8 columns for rider 19° 92 J. LEE [1'44.383]. Columns: Lap, Seg1, Seg2, Seg3, Seg4, Lap Time, km/h, Local Time.

Table with 8 rows and 8 columns for rider 15° 72 G. FORD [1'42.472]. Columns: Lap, Seg1, Seg2, Seg3, Seg4, Lap Time, km/h, Local Time.

Table with 8 rows and 8 columns for rider 20° 33 A. BOOTH [1'47.887]. Columns: Lap, Seg1, Seg2, Seg3, Seg4, Lap Time, km/h, Local Time.

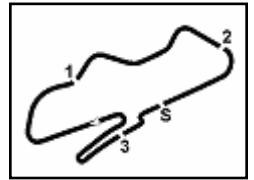
Table with 8 rows and 8 columns for rider 16° 55 T. VIVEIROS [1'43.750]. Columns: Lap, Seg1, Seg2, Seg3, Seg4, Lap Time, km/h, Local Time.

Table with 8 rows and 8 columns for rider 17° 9 J. ASHINGTON [1'43.653]. Columns: Lap, Seg1, Seg2, Seg3, Seg4, Lap Time, km/h, Local Time.

13/07/2024 P = Pits In/Out - C = Lap Time Cancelled

These data/results cannot be reproduced, stored and/or transmitted in whole or in part by any manner of electronic, mechanical, photocopying, recording, broadcasting or otherwise now known or herein after developed without the previous express consent by the copyright owner, except for reproduction in daily press and regular printed publications on sale to the public within 60 days of the event related to those data/results and always provided that copyright symbol appears together as follows below.

© DORNA WSBK ORGANIZATION Srl 2024



Prosecco DOC UK Round, 12-14 July 2024

Starting Grid - Heat 2 [8 Laps x 4,023 km = 32,184 km]

REVISED

1	1	65 COATES N. BMW 1'37.428	2	88 JOHNSON M. BMW 1'37.762	3	4 RUTTER M. BMW 1'37.938
2	4	79 D'MARA J. BMW 1'38.611	5	75 SMITH C. BMW 1'38.863	6	82 BULL J. BMW 1'39.845
3	7	30 MCNEALY R. BMW 1'40.065	8	94 PEARSON A. BMW 1'40.572	9	83 WALTON J. BMW 1'40.960
4	10	16 HANKS-ELLIOT J. BMW 1'41.177	11	95 MACKENZIE N. BMW 1'41.378	12	21 PLUMLEY B. BMW 1'41.895
5	13	99 CLEARY J. BMW 1'42.296	14	55 VIVEIROS T. BMW 1'43.072	15	14 VELLA L. BMW 1'43.215
6	16	72 FORD G. BMW 1'43.522	17	9 ASHINGTON J. BMW 1'43.844	18	10 GLOSSOP D. BMW 1'45.165
7	19	92 LEE J. BMW 1'45.916	20	33 BOOTH A. BMW		