

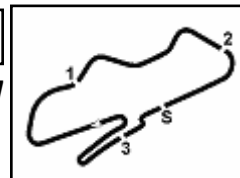


**Prosecco DOC UK Round, 12-14 July 2024
Results Race 1**

Laps 10 = 40,230 Km - Time of Race 16'16.288 - Avg. 148,346 km/h

6.1

BMW



Donington Park 4.023 m

1 / 2

Pos	Grid	No. Rider	Nat	Team	Bike	LL	Gap	Rel.	Fastest Lap	Speed	Qualifying	Speed
1	5	65 N. COATES		AOR Racing / Ernie Cates Trak Days	BMW - F900 R	10			1'37.045	210,9		210,9
2	3	25 T. STRUDWICK		Case Moto BMW	BMW - F900 R	10	0.212	0.212	1'37.148	205,3		208,9
3	8	37 B. BURRELL		Halliwel Jones Mororrad	BMW - F900 R	10	6.992	6.780	1'37.599	206,1		200,0
4	1	77 J. ELLISON		Team SBR / Bathams Racing	BMW - F900 R	10	7.294	0.302	1'37.370	206,5		204,5
5	10	24 K. SMITH		Bowker Motorrad / Bathams Racing	BMW - F900 R	10	10.556	3.262	1'37.552	211,4		213,0
6	4	88 M. JOHNSON		Johnson Racing	BMW - F900 R	10	11.289	0.733	1'37.748	212,6		213,0
7	6	59 R. VAREY		Stanford Fastine	BMW - F900 R	10	11.407	0.118	1'37.712	214,7		210,5
8	7	75 C. SMITH		SCH Motoprep / Bathams Racing	BMW - F900 R	10	12.564	1.157	1'38.037	210,9		205,7
9	2	4 M. RUTTER		Bathams Racing	BMW - F900 R	10	12.935	0.371	1'38.086	204,9		207,3
10	12	13 D. SHEILS		Team ART OF RACING	BMW - F900 R	10	16.393	3.458	1'38.321	205,7		205,7
11	9	79 J. O'MARA		BRP Racing - Alton Compressors	BMW - F900 R	10	23.645	7.252	1'39.141	209,7		209,7
12	14	11 S. CARSON		Team Cryosol	BMW - F900 R	10	28.977	5.332	1'39.644	205,3		206,9
13	13	30 R. MCNEALY		McNealy Brown Ltd	BMW - F900 R	10	32.091	3.114	1'39.914	203,8		194,6
14	17	83 J. WALTON		KBP Racing	BMW - F900 R	10	39.357	7.266	1'40.550	201,9		206,1
15	24	44 H. PREBBLE		Harley Prebbe Racing / 2 Strokes Racing	BMW - F900 R	10	39.490	0.133	1'40.644	208,1		204,9
16	15	94 A. PEARSON		Pearson Racing	BMW - F900 R	10	39.895	0.405	1'40.276	210,1		207,7
17	18	56 M. SMITH		Smiffs Garage	BMW - F900 R	10	40.223	0.328	1'40.395	202,2		203,8
18	21	21 B. PLUMLEY		A&B Racing POWERED BY HMY	BMW - F900 R	10	41.094	0.871	1'40.701	209,3		206,9
19	23	16 J. HANKS-ELLIOT		FHD Racing BMW Motorrad	BMW - F900 R	10	41.475	0.381	1'40.644	213,4		208,1
20	28	14 L. VELLA		2 Strokes Racing	BMW - F900 R	10	41.902	0.427	1'40.203	208,5		207,7
21	22	19 S. BASTABLE		WSC Performance BMW	BMW - F900 R	10	42.669	0.767	1'40.813	208,9		202,6
22	19	95 N. MACKENZIE		Bathams Racing	BMW - F900 R	10	56.531	13.862	1'41.918	203,0		203,4
23	25	99 J. CLEARY		JCR Motorsport	BMW - F900 R	10	56.760	0.229	1'41.621	206,5		205,7
24	27	58 L. DEVONPORT		Team ART OF RACING	BMW - F900 R	10	57.826	1.066	1'41.635	203,8		205,7
25	26	6 P. HASLER		Team ART OF RACING	BMW - F900 R	10	58.029	0.203	1'41.982	207,7		206,1
26	31	9 J. ASHINGTON		Jordz Racing	BMW - F900 R	10	1'03.900	5.871	1'42.386	206,5		203,8
27	32	50 R. SMITH		SCH MotoPrep	BMW - F900 R	10	1'07.908	4.008	1'42.565	203,0		199,3
28	36	72 G. FORD		72 Racelife	BMW - F900 R	10	1'08.250	0.342	1'43.107	204,5		201,9
29	38	66 J. CARNELL		CRT	BMW - F900 R	10	1'09.456	1.206	1'43.438	200,7		196,7
30	33	28 J. DUDMAN		CIRENCESTER	BMW - F900 R	10	1'10.600	1.144	1'43.128	200,4		198,9
31	30	55 T. VIVEIROS		Army Motorcycle Road Race Team	BMW - F900 R	10	1'17.420	6.820	1'44.041	208,9		203,0
32	35	76 N. HEATH		HDD Racing	BMW - F900 R	10	1'23.192	5.772	1'44.667	204,5		203,0
33	40	70 D. CRAMPTON		Dave Crampton Racing	BMW - F900 R	10	1'23.648	0.456	1'44.316	202,6		201,5
34	34	10 D. GLOSSOP		HelloDave Racing	BMW - F900 R	10	1'24.112	0.464	1'44.366	205,7		201,1
35	29	8 M. EVANS		TITAN BEDS RACING	BMW - F900 R	10	1'25.470	1.358	1'42.146	207,7		205,7
36	37	92 J. LEE		OWR Racing	BMW - F900 R	10	1'28.470	3.000	1'45.137	203,8		201,9
37	39	32 A. FIRTH		IMP Racing	BMW - F900 R	10	1'29.131	0.661	1'44.845	204,9		200,7
-----Not Classified-----												
RET	20	73 J. KELLY		Team ART OF RACING	BMW - F900 R		0					
RET	16	2 D. COMPTON		BMW Dubai	BMW - F900 R		0					201,5
RET	11	82 J. BULL		Ready4Racing Vision	BMW - F900 R		0					210,1

AIR	Humidity:	76%	Temp:	16°C
TRACK	Condition:	Dry	Temp:	20°C

Race Fastest Lap	(New Record)	Lap 2	N.Coates	1'37.045	149,238 Km/h
------------------	--------------	-------	----------	----------	--------------

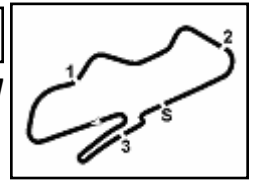
14/07/2024 Start End The results are provisional until the end of the time limit for protests and appeals and the completion of the technical checks.



**Prosecco DOC UK Round, 12-14 July 2024
Results Race 1**

6.1

BMW



Donington Park 4.023 m

Race Highlights

Time	No. Rider	Description
10.07.39		Warm Up Lap Started
10.10.34		Start of Session
10.13.00	82 J. BULL	#82 Retired
10.13.00	2 D. COMPTON	#2 Retired
10.13.00	73 J. KELLY	#73 Retired
10.20.38		2/3 of Race Distance Completed
10.25.00	8 M. EVANS	#8 On the Gravel - Turn 2
10.25.08	8 M. EVANS	#8 Rejoined
10.29.03		End of Session

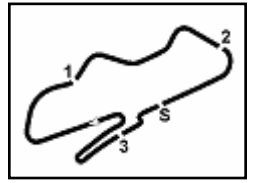


**BMW MOTORRAD
F 900 R CUP**

**Prosecco DOC UK Round, 12-14 July 2024
Lap Chart Race 1**

6.2

BMW



Donington Park 4.023 m

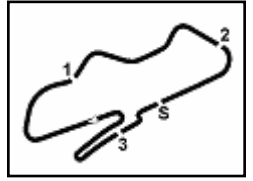
1 / 4

	Lap									
	1	2	3	4	5	6	7	8	9	10
1	25	25	25	25	25	25	25	25	25	65
2	77	65	65	65	65	65	65	65	65	25
3	65	77	77	77	77	77	77	77	77	37
4	4	37	37	37	37	37	37	37	37	77
5	37	88	24	59	88	24	88	24	24	24
6	88	59	59	88	59	88	24	88	88	88
7	59	24	88	24	24	59	59	59	59	59
8	24	4	4	75	75	75	75	75	75	75
9	79	75	75	4	4	4	4	4	4	4
10	13	79	13	13	13	13	13	13	13	13
11	75	13	79	79	79	79	79	79	79	79
12	11	11	30	11	11	11	11	11	11	11
13	30	30	11	30	30	30	30	30	30	30
14	56	56	56	56	56	83	83	83	83	83
15	83	83	83	83	83	56	44	44	44	44
16	44	44	44	94	44	44	94	94	94	94
17	94	94	94	44	94	94	56	56	56	56
18	21	21	21	21	21	21	21	21	21	21
19	16	16	16	16	16	16	19	16	16	16
20	6	19	19	19	19	19	16	19	14	14
21	19	14	14	14	14	14	14	14	19	19
22	99	6	6	6	8	95	95	95	95	95
23	14	99	8	8	6	6	6	99	99	99
24	95	95	99	99	95	99	99	58	58	58
25	8	8	95	95	99	58	58	6	6	6
26	58	58	58	58	58	9	9	9	9	9
27	9	9	9	9	9	8	8	8	72	50
28	50	50	72	72	72	72	72	50	72	72
29	72	72	50	66	66	66	66	50	66	66
30	55	66	66	50	50	50	50	66	28	28
31	66	28	28	28	28	28	28	28	55	55
32	28	55	55	55	55	55	55	55	76	76
33	10	76	76	76	76	76	76	76	10	70
34	76	10	10	10	10	10	10	70	70	10
35	92	92	92	70	70	70	70	10	8	8
36	32	32	70	92	92	92	92	92	92	92
37	70	70	32	32	32	32	32	32	32	32

Final Result		
1	65 COATES N.	Laps 10
2	25 STRUDWICK T.	0.212
3	37 BURRELL B.	6.992
4	77 ELLISON J.	7.294
5	24 SMITH K.	10.556
6	88 JOHNSON M.	11.289
7	59 VAREY R.	11.407
8	75 SMITH C.	12.564
9	4 RUTTER M.	12.935
10	13 SHEILS D.	16.393
11	79 O'MARA J.	23.645
12	11 CARSON S.	28.977
13	30 MCNEALY R.	32.091
14	83 WALTON J.	39.357
15	44 PREBBLE H.	39.490
16	94 PEARSON A.	39.895
17	56 SMITH M.	40.223
18	21 PLUMLEY B.	41.094
19	16 HANKS-ELLIOT J.	41.475
20	14 VELLA L.	41.902
21	19 BASTABLE S.	42.669
22	95 MACKENZIE N.	56.531
23	99 CLEARY J.	56.760
24	58 DEVONPORT L.	57.826
25	6 HASLER P.	58.029
26	9 ASHINGTON J.	1'03.900
27	50 SMITH R.	1'07.908
28	72 FORD G.	1'08.250
29	66 CARNELL J.	1'09.456
30	28 DUDMAN J.	1'10.600
31	55 VIVEIROS T.	1'17.420
32	76 HEATH N.	1'23.192
33	70 CRAMPTON D.	1'23.648
34	10 GLOSSOP D.	1'24.112
35	8 EVANS M.	1'25.470
36	92 LEE J.	1'28.470
37	32 FIRTH A.	1'29.131
RET	82 BULL J.	
RET	73 KELLY J.	
RET	2 COMPTON D.	



**Prosecco DOC UK Round, 12-14 July 2024
Lap Chart Race 1**



Donington Park 4.023 m

Lap 1		
1	25 Strudwick T.	1'40.440
2	77 Ellison J.	0.243
3	65 Coates N.	0.695
4	4 Rutter M.	1.366
5	37 Burrell B.	1.504
6	88 Johnson M.	1.847
7	59 Varey R.	2.347
8	24 Smith K.	2.873
9	79 O'Mara J.	2.985
10	13 Sheils D.	3.204
11	75 Smith C.	3.516
12	11 Carson S.	3.910
13	30 McNealy R.	4.155
14	56 Smith M.	4.551
15	83 Walton J.	5.779
16	44 Prebble H.	5.943
17	94 Pearson A.	6.631
18	21 Plumley B.	6.974
19	16 Hanks-Elliott J.	7.265
20	6 Hasler P.	7.754
21	19 Bastable S.	7.993
22	99 Cleary J.	8.405
23	14 Vella L.	8.692
24	95 Mackenzie N.	8.972
25	8 Evans M.	9.205
26	58 Devonport L.	9.388
27	9 Ashington J.	10.290
28	50 Smith R.	10.559
29	72 Ford G.	11.087
30	55 Viveiros T.	11.547
31	66 Carnell J.	11.739
32	28 Dudman J.	12.496
33	10 Glossop D.	12.714
34	76 Heath N.	13.046
35	92 Lee J.	13.603
36	32 Firth A.	14.304
37	70 Crampton D.	14.596

Lap 2		
1	25 Strudwick T.	3'17.699
2	65 Coates N.	0.481
3	77 Ellison J.	0.680
4	37 Burrell B.	2.014
5	88 Johnson M.	3.412
6	59 Varey R.	3.668
7	24 Smith K.	3.978
8	4 Rutter M.	4.154
9	75 Smith C.	4.648
10	79 O'Mara J.	4.867
11	13 Sheils D.	5.250
12	11 Carson S.	6.654
13	30 McNealy R.	6.946
14	56 Smith M.	8.084
15	83 Walton J.	9.991
16	44 Prebble H.	10.453
17	94 Pearson A.	10.831
18	21 Plumley B.	11.288
19	16 Hanks-Elliott J.	11.569
20	19 Bastable S.	12.021
21	14 Vella L.	12.769
22	6 Hasler P.	13.437
23	99 Cleary J.	14.302
24	95 Mackenzie N.	14.491
25	8 Evans M.	14.899
26	58 Devonport L.	15.336
27	9 Ashington J.	15.949
28	50 Smith R.	17.179
29	72 Ford G.	17.255
30	66 Carnell J.	18.046
31	28 Dudman J.	19.348
32	55 Viveiros T.	19.395
33	76 Heath N.	21.201

34	10 Glossop D.	21.638
35	92 Lee J.	21.970
36	32 Firth A.	22.696
37	70 Crampton D.	22.810

Lap 3		
1	25 Strudwick T.	4'55.077
2	65 Coates N.	0.375
3	77 Ellison J.	0.672
4	37 Burrell B.	2.305
5	24 Smith K.	4.269
6	59 Varey R.	4.541
7	88 Johnson M.	4.775
8	4 Rutter M.	5.539
9	75 Smith C.	5.831
10	13 Sheils D.	6.778
11	79 O'Mara J.	6.960
12	30 McNealy R.	9.512
13	11 Carson S.	9.644
14	56 Smith M.	11.789
15	83 Walton J.	13.350
16	44 Prebble H.	13.749
17	94 Pearson A.	14.238
18	21 Plumley B.	15.195
19	16 Hanks-Elliott J.	15.818
20	19 Bastable S.	16.053
21	14 Vella L.	16.452
22	6 Hasler P.	19.011
23	8 Evans M.	20.093
24	99 Cleary J.	20.622
25	95 Mackenzie N.	21.123
26	58 Devonport L.	21.428
27	9 Ashington J.	21.860
28	72 Ford G.	24.197
29	50 Smith R.	24.485
30	66 Carnell J.	24.684
31	28 Dudman J.	26.116
32	55 Viveiros T.	27.030
33	76 Heath N.	28.607
34	10 Glossop D.	29.623
35	92 Lee J.	30.322
36	70 Crampton D.	30.561
37	32 Firth A.	31.895

Lap 4		
1	25 Strudwick T.	6'32.362
2	65 Coates N.	0.360
3	77 Ellison J.	1.130
4	37 Burrell B.	2.619
5	59 Varey R.	5.422
6	88 Johnson M.	5.678
7	24 Smith K.	5.952
8	75 Smith C.	6.829
9	4 Rutter M.	7.274
10	13 Sheils D.	8.298
11	79 O'Mara J.	9.260
12	11 Carson S.	12.755
13	30 McNealy R.	13.048
14	56 Smith M.	15.553
15	83 Walton J.	16.960
16	94 Pearson A.	17.229
17	44 Prebble H.	17.400
18	21 Plumley B.	19.072
19	16 Hanks-Elliott J.	19.399
20	19 Bastable S.	19.733
21	14 Vella L.	20.237
22	6 Hasler P.	24.419
23	8 Evans M.	25.171
24	99 Cleary J.	25.736
25	95 Mackenzie N.	26.314
26	58 Devonport L.	26.651
27	9 Ashington J.	27.353
28	72 Ford G.	30.224

29	66 Carnell J.	31.284
30	50 Smith R.	31.828
31	28 Dudman J.	32.293
32	55 Viveiros T.	33.786
33	76 Heath N.	36.652
34	10 Glossop D.	37.307
35	70 Crampton D.	37.933
36	92 Lee J.	39.012
37	32 Firth A.	39.960

Lap 5		
1	25 Strudwick T.	8'09.587
2	65 Coates N.	0.295
3	77 Ellison J.	2.489
4	37 Burrell B.	3.344
5	88 Johnson M.	6.882
6	59 Varey R.	7.206
7	24 Smith K.	7.460
8	75 Smith C.	8.101
9	4 Rutter M.	8.473
10	13 Sheils D.	9.590
11	79 O'Mara J.	11.637
12	11 Carson S.	16.266
13	30 McNealy R.	16.296
14	56 Smith M.	19.949
15	83 Walton J.	21.463
16	44 Prebble H.	21.711
17	94 Pearson A.	22.080
18	21 Plumley B.	22.950
19	16 Hanks-Elliott J.	23.377
20	19 Bastable S.	23.704
21	14 Vella L.	24.278
22	8 Evans M.	31.153
23	6 Hasler P.	31.213
24	95 Mackenzie N.	31.498
25	99 Cleary J.	31.900
26	58 Devonport L.	32.169
27	9 Ashington J.	32.970
28	72 Ford G.	36.493
29	66 Carnell J.	37.777
30	50 Smith R.	39.052
31	28 Dudman J.	39.296
32	55 Viveiros T.	42.342
33	76 Heath N.	44.464
34	10 Glossop D.	45.691
35	70 Crampton D.	46.132
36	92 Lee J.	47.675
37	32 Firth A.	48.598

Lap 6		
1	25 Strudwick T.	9'46.735
2	65 Coates N.	0.280
3	77 Ellison J.	3.871
4	37 Burrell B.	4.286
5	24 Smith K.	8.416
6	88 Johnson M.	8.635
7	59 Varey R.	8.908
8	75 Smith C.	9.219
9	4 Rutter M.	9.647
10	13 Sheils D.	10.802
11	79 O'Mara J.	14.042
12	11 Carson S.	18.848
13	30 McNealy R.	19.460
14	83 Walton J.	24.865
15	56 Smith M.	25.316
16	44 Prebble H.	25.549
17	94 Pearson A.	25.817
18	21 Plumley B.	26.574
19	16 Hanks-Elliott J.	27.002
20	19 Bastable S.	27.625
21	14 Vella L.	27.946
22	95 Mackenzie N.	37.230
23	6 Hasler P.	37.814

24	99 Cleary J.	38.397
25	58 Devonport L.	38.849
26	9 Ashington J.	39.277
27	8 Evans M.	40.031
28	72 Ford G.	43.570
29	66 Carnell J.	44.355
30	50 Smith R.	45.849
31	28 Dudman J.	46.029
32	55 Viveiros T.	49.645
33	76 Heath N.	52.664
34	10 Glossop D.	53.631
35	70 Crampton D.	53.831
36	92 Lee J.	56.106
37	32 Firth A.	57.025

Lap 7		
1	25 Strudwick T.	11'24.128
2	65 Coates N.	0.176
3	77 Ellison J.	4.763
4	37 Burrell B.	5.174
5	88 Johnson M.	9.207
6	24 Smith K.	9.330
7	59 Varey R.	9.655
8	75 Smith C.	10.036
9	4 Rutter M.	10.392
10	13 Sheils D.	11.730
11	79 O'Mara J.	16.174
12	11 Carson S.	21.112
13	30 McNealy R.	21.981
14	83 Walton J.	28.443
15	44 Prebble H.	29.120
16	94 Pearson A.	29.560
17	56 Smith M.	30.171
18	21 Plumley B.	30.711
19	19 Bastable S.	31.045
20	16 Hanks-Elliott J.	31.335
21	14 Vella L.	31.583
22	95 Mackenzie N.	42.019
23	6 Hasler P.	42.403
24	99 Cleary J.	42.625
25	58 Devonport L.	43.091
26	9 Ashington J.	44.270
27	8 Evans M.	44.998
28	72 Ford G.	49.329
29	66 Carnell J.	50.595
30	50 Smith R.	51.225
31	28 Dudman J.	51.764
32	55 Viveiros T.	57.077
33	76 Heath N.	59.938
34	10 Glossop D.	1'00.604
35	70 Crampton D.	1'00.828
36	92 Lee J.	1'04.065
37	32 Firth A.	1'04.916

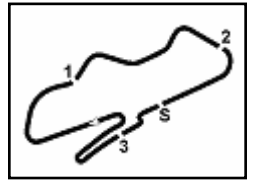
Lap 8		
1	25 Strudwick T.	13'01.431
2	65 Coates N.	0.300
3	77 Ellison J.	5.489
4	37 Burrell B.	6.062
5	24 Smith K.	9.579
6	88 Johnson M.	9.996
7	59 Varey R.	10.299
8	75 Smith C.	10.792
9	4 Rutter M.	11.350
10	13 Sheils D.	13.300
11	79 O'Mara J.	19.012
12	11 Carson S.	23.946
13	30 McNealy R.	24.902
14	83 Walton J.	32.262
15	44 Prebble H.	32.461
16	94 Pearson A.	32.766
17	56 Smith M.	33.263
18	21 Plumley B.	34.274



**Prosecco DOC UK Round, 12-14 July 2024
Lap Chart Race 1**

6.2

BMW



Donington Park 4.023 m

3 / 4

19	16 Hanks-Elliott J.	34.949	14	83 Walton J.	39.357
20	19 Bastable S.	35.466	15	44 Prebble H.	39.490
21	14 Vella L.	35.740	16	94 Pearson A.	39.895
22	95 Mackenzie N.	46.909	17	56 Smith M.	40.223
23	99 Cleary J.	47.418	18	21 Plumley B.	41.094
24	58 Devonport L.	47.864	19	16 Hanks-Elliott J.	41.475
25	6 Hasler P.	48.065	20	14 Vella L.	41.902
26	9 Ashington J.	49.700	21	19 Bastable S.	42.669
27	8 Evans M.	49.841	22	95 Mackenzie N.	56.531
28	72 Ford G.	55.133	23	99 Cleary J.	56.760
29	50 Smith R.	56.487	24	58 Devonport L.	57.826
30	66 Carnell J.	56.935	25	6 Hasler P.	58.029
31	28 Dudman J.	57.739	26	9 Ashington J.	1'03.900
32	55 Viveiros T.	1'03.996	27	50 Smith R.	1'07.908
33	76 Heath N.	1'07.611	28	72 Ford G.	1'08.250
34	70 Crampton D.	1'07.841	29	66 Carnell J.	1'09.456
35	10 Glossop D.	1'08.545	30	28 Dudman J.	1'10.600
36	92 Lee J.	1'12.231	31	55 Viveiros T.	1'17.420
37	32 Firth A.	1'13.284	32	76 Heath N.	1'23.192

Lap 9

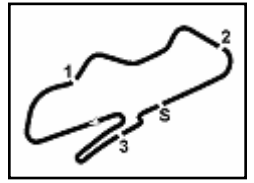
1	25 Strudwick T.	14'38.851	35	8 Evans M.	1'25.470
2	65 Coates N.	0.283	36	92 Lee J.	1'28.470
3	77 Ellison J.	6.219	37	32 Firth A.	1'29.131
4	37 Burrell B.	6.620			
5	24 Smith K.	10.120			
6	88 Johnson M.	10.324			
7	59 Varey R.	10.591			
8	75 Smith C.	11.409			
9	4 Rutter M.	12.016			
10	13 Sheils D.	14.653			
11	79 O'Mara J.	21.191			
12	11 Carson S.	26.170			
13	30 McNealy R.	28.460			
14	83 Walton J.	35.711			
15	44 Prebble H.	35.945			
16	94 Pearson A.	36.294			
17	56 Smith M.	36.839			
18	21 Plumley B.	37.830			
19	16 Hanks-Elliott J.	38.268			
20	14 Vella L.	38.523			
21	19 Bastable S.	39.013			
22	95 Mackenzie N.	52.050			
23	99 Cleary J.	52.363			
24	58 Devonport L.	52.886			
25	6 Hasler P.	53.024			
26	9 Ashington J.	56.910			
27	72 Ford G.	1'01.619			
28	50 Smith R.	1'02.229			
29	66 Carnell J.	1'02.953			
30	28 Dudman J.	1'03.987			
31	55 Viveiros T.	1'10.721			
32	76 Heath N.	1'15.480			
33	10 Glossop D.	1'16.320			
34	70 Crampton D.	1'16.399			
35	8 Evans M.	1'19.823			
36	92 Lee J.	1'20.770			
37	32 Firth A.	1'21.723			

Lap 10

1	65 Coates N.	16'16.288
2	25 Strudwick T.	0.212
3	37 Burrell B.	6.992
4	77 Ellison J.	7.294
5	24 Smith K.	10.556
6	88 Johnson M.	11.289
7	59 Varey R.	11.407
8	75 Smith C.	12.564
9	4 Rutter M.	12.935
10	13 Sheils D.	16.393
11	79 O'Mara J.	23.645
12	11 Carson S.	28.977
13	30 McNealy R.	32.091



**Prosecco DOC UK Round, 12-14 July 2024
Lap Chart Race 1**



Donington Park 4.023 m

Race Pace Comparison

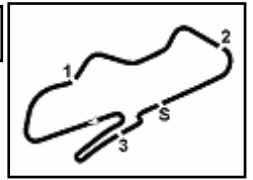
	65 Coa	25 Str	37 Bur	77 Ell	24 SmK	88 Joh	59 Var	75 SmC	4 Rut	13 She	79 DMa	11 Car	30 McM	83 WaJ
1	1'41.135	1'40.440	1'41.944	1'40.683	1'43.313	1'42.287	1'42.787	1'43.956	1'41.806	1'43.644	1'43.425	1'44.350	1'44.595	1'46.219
2	1'37.045	1'37.259	1'37.769	1'37.696	1'38.364	1'38.824	1'38.580	1'38.391	1'40.047	1'39.305	1'39.141	1'40.003	1'40.050	1'41.471
3	1'37.272	1'37.378	1'37.669	1'37.370	1'37.669	1'38.741	1'38.251	1'38.561	1'38.763	1'38.906	1'39.471	1'40.368	1'39.944	1'40.737
4	1'37.270	1'37.285	1'37.599	1'37.743	1'38.968	1'38.188	1'38.166	1'38.283	1'39.020	1'38.805	1'39.585	1'40.396	1'40.821	1'40.895
5	1'37.160	1'37.225	1'37.950	1'38.584	1'38.733	1'38.429	1'39.009	1'38.497	1'38.424	1'38.517	1'39.602	1'40.736	1'40.473	1'41.728
6	1'37.133	1'37.148	1'38.090	1'38.530	1'38.104	1'38.901	1'38.850	1'38.266	1'38.322	1'38.360	1'39.553	1'39.730	1'40.312	1'40.550
7	1'37.289	1'37.393	1'38.281	1'38.285	1'38.307	1'37.965	1'38.140	1'38.210	1'38.138	1'38.321	1'39.525	1'39.657	1'39.914	1'40.971
8	1'37.427	1'37.303	1'38.191	1'38.029	1'37.552	1'38.092	1'37.947	1'38.059	1'38.261	1'38.873	1'40.141	1'40.137	1'40.224	1'41.122
9	1'37.403	1'37.420	1'37.978	1'38.150	1'37.961	1'37.748	1'37.712	1'38.037	1'38.086	1'38.773	1'39.599	1'39.644	1'40.978	1'40.869
10	1'37.154	1'37.649	1'37.809	1'38.512	1'37.873	1'38.402	1'38.253	1'38.592	1'38.356	1'39.177	1'39.891	1'40.244	1'41.068	1'41.083

	44 Pre	94 Pea	56 SmM	21 Plu	16 Han	14 Vel	19 Bas	95 Mck	99 Cle	58 Dev	6 Has	9 Ash	50 SmR	72 For
1	1'46.383	1'47.071	1'44.991	1'47.414	1'47.705	1'49.132	1'48.433	1'49.412	1'48.845	1'49.828	1'48.194	1'50.730	1'50.999	1'51.527
2	1'41.769	1'41.459	1'40.792	1'41.573	1'41.563	1'41.336	1'41.287	1'42.778	1'43.156	1'43.207	1'42.942	1'42.918	1'43.879	1'43.427
3	1'40.674	1'40.785	1'41.083	1'41.285	1'41.627	1'41.061	1'41.410	1'44.010	1'43.698	1'43.470	1'42.952	1'43.289	1'44.684	1'44.320
4	1'40.936	1'40.276	1'41.049	1'41.162	1'40.866	1'41.070	1'40.965	1'42.476	1'42.399	1'42.508	1'42.693	1'42.778	1'44.628	1'43.312
5	1'41.536	1'42.076	1'41.621	1'41.103	1'41.203	1'41.266	1'41.196	1'42.409	1'43.389	1'42.743	1'44.019	1'42.842	1'44.449	1'43.494
6	1'40.986	1'40.885	1'42.515	1'40.772	1'40.773	1'40.816	1'41.069	1'42.880	1'43.645	1'43.828	1'43.749	1'43.455	1'43.945	1'44.225
7	1'40.964	1'41.136	1'42.248	1'41.530	1'41.726	1'41.030	1'40.813	1'42.182	1'41.621	1'41.635	1'41.982	1'42.386	1'42.769	1'43.152
8	1'40.644	1'40.509	1'40.395	1'40.866	1'40.917	1'41.460	1'41.724	1'42.193	1'42.096	1'42.076	1'42.965	1'42.733	1'42.565	1'43.107
9	1'40.904	1'40.948	1'40.996	1'40.976	1'40.739	1'40.203	1'40.967	1'42.561	1'42.365	1'42.442	1'42.379	1'44.630	1'43.162	1'43.906
10	1'40.982	1'41.038	1'40.821	1'40.701	1'40.644	1'40.816	1'41.093	1'41.918	1'41.834	1'42.377	1'42.442	1'44.427	1'43.116	1'44.068

	66 CaJ	28 Dud	55 Viv	76 Hea	70 Cra	10 Glo	8 Eva	92 Lee	32 Fir
1	1'52.179	1'52.936	1'51.987	1'53.486	1'55.036	1'53.154	1'49.645	1'54.043	1'54.744
2	1'43.566	1'44.111	1'45.107	1'45.414	1'45.473	1'46.183	1'42.953	1'45.626	1'45.651
3	1'44.016	1'44.146	1'45.013	1'44.784	1'45.129	1'45.363	1'42.572	1'45.730	1'46.577
4	1'43.885	1'43.462	1'44.041	1'45.330	1'44.657	1'44.969	1'42.363	1'45.975	1'45.350
5	1'43.718	1'44.228	1'45.781	1'45.037	1'45.424	1'45.609	1'43.207	1'45.888	1'45.863
6	1'43.726	1'43.881	1'44.451	1'45.348	1'44.847	1'45.088	1'46.026	1'45.579	1'45.575
7	1'43.633	1'43.128	1'44.825	1'44.667	1'44.390	1'44.366	1'42.360	1'45.352	1'45.284
8	1'43.643	1'43.278	1'44.222	1'44.976	1'44.316	1'45.244	1'42.146	1'45.469	1'45.671
9	1'43.438	1'43.668	1'44.145	1'45.289	1'45.978	1'45.195	2'07.402	1'45.959	1'45.859
10	1'43.940	1'44.050	1'44.136	1'45.149	1'44.686	1'45.229	1'43.084	1'45.137	1'44.845



**Prosecco DOC UK Round, 12-14 July 2024
Best Sectors & Speed Race 1**



RESULTS

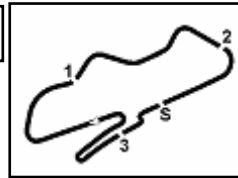
			Laps
1	65 COATES Nikki	BMW - F900 R	10
2	25 STRUDWICK Thomas	BMW - F900 R	0.212
3	37 BURRELL Barry	BMW - F900 R	6.992
4	77 ELLISON James	BMW - F900 R	7.294
5	24 SMITH Kieram	BMW - F900 R	10.556
6	88 JOHNSON Mason	BMW - F900 R	11.289
7	59 VAREY Robert	BMW - F900 R	11.407
8	75 SMITH Christian	BMW - F900 R	12.564
9	4 RUTTER Michael	BMW - F900 R	12.935
10	13 SHEILS Derek	BMW - F900 R	16.393
11	79 O'MARA James	BMW - F900 R	23.645
12	11 CARSON Scott	BMW - F900 R	28.977
13	30 MCNEALY Rob	BMW - F900 R	32.091
14	83 WALTON Joe	BMW - F900 R	39.357
15	44 PREBBLE Harley	BMW - F900 R	39.490
16	94 PEARSON Alex	BMW - F900 R	39.895
17	56 SMITH Mike	BMW - F900 R	40.223
18	21 PLUMLEY Bevan	BMW - F900 R	41.094
19	16 HANKS-ELLIOT Jamie	BMW - F900 R	41.475
20	14 VELLA Liam	BMW - F900 R	41.902
21	19 BASTABLE Simon	BMW - F900 R	42.669
22	95 MACKENZIE Niall	BMW - F900 R	56.531
23	99 CLEARY James	BMW - F900 R	56.760
24	58 DEVONPORT Lee	BMW - F900 R	57.826
25	6 HASLER Peter	BMW - F900 R	58.029
26	9 ASHINGTON Jordan	BMW - F900 R	1'03.900
27	50 SMITH Robert	BMW - F900 R	1'07.908
28	72 FORD Gary	BMW - F900 R	1'08.250
29	66 CARNELL Joe	BMW - F900 R	1'09.456
30	28 DUDMAN John	BMW - F900 R	1'10.600
31	55 VIVEIROS Tyler	BMW - F900 R	1'17.420
32	76 HEATH Nick	BMW - F900 R	1'23.192
33	70 CRAMPTON Dave	BMW - F900 R	1'23.648
34	10 GLOSSOP David	BMW - F900 R	1'24.112
35	8 EVANS Mark	BMW - F900 R	1'25.470
36	92 LEE Jim	BMW - F900 R	1'28.470
37	32 FIRTH Andrew	BMW - F900 R	1'29.131
RET	2 COMPTON Dijon	BMW - F900 R	
RET	73 KELLY James	BMW - F900 R	
RET	82 BULL James	BMW - F900 R	

SPEED

1	59 VAREY Robert	BMW - F900 R	214,7
2	16 HANKS-ELLIOT Jamie	BMW - F900 R	213,4
3	88 JOHNSON Mason	BMW - F900 R	212,6
4	24 SMITH Kieram	BMW - F900 R	211,4
5	65 COATES Nikki	BMW - F900 R	210,9
6	75 SMITH Christian	BMW - F900 R	210,9
7	94 PEARSON Alex	BMW - F900 R	210,1
8	79 O'MARA James	BMW - F900 R	209,7
9	21 PLUMLEY Bevan	BMW - F900 R	209,3
10	55 VIVEIROS Tyler	BMW - F900 R	208,9
11	19 BASTABLE Simon	BMW - F900 R	208,9
12	14 VELLA Liam	BMW - F900 R	208,5
13	44 PREBBLE Harley	BMW - F900 R	208,1
14	8 EVANS Mark	BMW - F900 R	207,7
15	6 HASLER Peter	BMW - F900 R	207,7
16	9 ASHINGTON Jordan	BMW - F900 R	206,5
17	77 ELLISON James	BMW - F900 R	206,5
18	99 CLEARY James	BMW - F900 R	206,5
19	37 BURRELL Barry	BMW - F900 R	206,1
20	10 GLOSSOP David	BMW - F900 R	205,7
21	13 SHEILS Derek	BMW - F900 R	205,7
22	11 CARSON Scott	BMW - F900 R	205,3
23	25 STRUDWICK Thomas	BMW - F900 R	205,3
24	4 RUTTER Michael	BMW - F900 R	204,9
25	32 FIRTH Andrew	BMW - F900 R	204,9
26	76 HEATH Nick	BMW - F900 R	204,5
27	72 FORD Gary	BMW - F900 R	204,5
28	58 DEVONPORT Lee	BMW - F900 R	203,8
29	92 LEE Jim	BMW - F900 R	203,8
30	30 MCNEALY Rob	BMW - F900 R	203,8
31	50 SMITH Robert	BMW - F900 R	203,0
32	95 MACKENZIE Niall	BMW - F900 R	203,0
33	70 CRAMPTON Dave	BMW - F900 R	202,6
34	56 SMITH Mike	BMW - F900 R	202,2
35	83 WALTON Joe	BMW - F900 R	201,9
36	66 CARNELL Joe	BMW - F900 R	200,7
37	28 DUDMAN John	BMW - F900 R	200,4



**Prosecco DOC UK Round, 12-14 July 2024
Best Sectors & Speed Race 1**



Donington Park 4.023 m

SEG. 1		SEG. 2		SEG. 3		SEG. 4					
1	65 COATES Nikki	20.900	1	65 COATES Nikki	26.092	1	25 STRUDWICK Thomas	24.372	1	25 STRUDWICK Thomas	25.246
2	25 STRUDWICK Thomas	20.933	2	77 ELLISON James	26.176	2	75 SMITH Christian	24.385	2	24 SMITH Kieram	25.290
3	24 SMITH Kieram	20.993	3	37 BURRELL Barry	26.266	3	65 COATES Nikki	24.493	3	65 COATES Nikki	25.343
4	59 VAREY Robert	21.026	4	25 STRUDWICK Thomas	26.274	4	59 VAREY Robert	24.536	4	77 ELLISON James	25.346
5	88 JOHNSON Mason	21.027	5	59 VAREY Robert	26.326	5	37 BURRELL Barry	24.550	5	88 JOHNSON Mason	25.403
6	77 ELLISON James	21.049	6	24 SMITH Kieram	26.336	6	77 ELLISON James	24.553	6	37 BURRELL Barry	25.413
7	75 SMITH Christian	21.113	7	75 SMITH Christian	26.359	7	88 JOHNSON Mason	24.576	7	13 SHEILS Derek	25.533
8	4 RUTTER Michael	21.202	8	88 JOHNSON Mason	26.415	8	4 RUTTER Michael	24.612	8	59 VAREY Robert	25.557
9	37 BURRELL Barry	21.221	9	4 RUTTER Michael	26.489	9	24 SMITH Kieram	24.614	9	4 RUTTER Michael	25.629
10	14 VELLA Liam	21.281	10	13 SHEILS Derek	26.528	10	79 O'MARA James	24.713	10	11 CARSON Scott	25.795
11	13 SHEILS Derek	21.370	11	79 O'MARA James	26.568	11	13 SHEILS Derek	24.763	11	75 SMITH Christian	25.816
12	16 HANKS-ELLIOT Jamie	21.383	12	30 MCNEALY Rob	26.763	12	30 MCNEALY Rob	25.039	12	30 MCNEALY Rob	25.959
13	79 O'MARA James	21.423	13	11 CARSON Scott	26.926	13	11 CARSON Scott	25.115	13	44 PREBBLE Harley	26.071
14	56 SMITH Mike	21.493	14	44 PREBBLE Harley	27.046	14	14 VELLA Liam	25.192	14	94 PEARSON Alex	26.082
15	11 CARSON Scott	21.526	15	14 VELLA Liam	27.059	15	19 BASTABLE Simon	25.192	15	83 WALTON Joe	26.089
16	30 MCNEALY Rob	21.542	16	94 PEARSON Alex	27.060	16	21 PLUMLEY Bevan	25.270	16	56 SMITH Mike	26.105
17	19 BASTABLE Simon	21.547	17	56 SMITH Mike	27.115	17	94 PEARSON Alex	25.300	17	79 O'MARA James	26.119
18	83 WALTON Joe	21.573	18	83 WALTON Joe	27.120	18	16 HANKS-ELLIOT Jamie	25.307	18	8 EVANS Mark	26.135
19	21 PLUMLEY Bevan	21.580	19	19 BASTABLE Simon	27.162	19	83 WALTON Joe	25.377	19	21 PLUMLEY Bevan	26.201
20	94 PEARSON Alex	21.596	20	21 PLUMLEY Bevan	27.326	20	56 SMITH Mike	25.449	20	99 CLEARY James	26.201
21	44 PREBBLE Harley	21.635	21	16 HANKS-ELLIOT Jamie	27.340	21	95 MACKENZIE Niall	25.499	21	14 VELLA Liam	26.253
22	8 EVANS Mark	21.793	22	58 DEVONPORT Lee	27.397	22	44 PREBBLE Harley	25.516	22	16 HANKS-ELLIOT Jamie	26.334
23	58 DEVONPORT Lee	21.817	23	99 CLEARY James	27.538	23	58 DEVONPORT Lee	25.559	23	95 MACKENZIE Niall	26.387
24	99 CLEARY James	21.892	24	95 MACKENZIE Niall	27.581	24	6 HASLER Peter	25.632	24	6 HASLER Peter	26.419
25	6 HASLER Peter	21.946	25	50 SMITH Robert	27.685	25	8 EVANS Mark	25.637	25	19 BASTABLE Simon	26.537
26	9 ASHINGTON Jordan	21.984	26	9 ASHINGTON Jordan	27.696	26	72 FORD Gary	25.694	26	9 ASHINGTON Jordan	26.567
27	95 MACKENZIE Niall	21.990	27	6 HASLER Peter	27.711	27	50 SMITH Robert	25.754	27	58 DEVONPORT Lee	26.673
28	66 CARNELL Joe	22.045	28	66 CARNELL Joe	27.840	28	99 CLEARY James	25.856	28	72 FORD Gary	26.704
29	55 VIVEIROS Tyler	22.094	29	28 DUDMAN John	27.863	29	28 DUDMAN John	25.996	29	28 DUDMAN John	26.707
30	50 SMITH Robert	22.185	30	8 EVANS Mark	27.890	30	9 ASHINGTON Jordan	26.002	30	50 SMITH Robert	26.803
31	72 FORD Gary	22.199	31	72 FORD Gary	27.920	31	66 CARNELL Joe	26.126	31	66 CARNELL Joe	26.931
32	70 CRAMPTON Dave	22.299	32	55 VIVEIROS Tyler	27.971	32	55 VIVEIROS Tyler	26.157	32	76 HEATH Nick	27.075
33	28 DUDMAN John	22.313	33	92 LEE Jim	28.083	33	76 HEATH Nick	26.196	33	55 VIVEIROS Tyler	27.156
34	10 GLOSSOP David	22.354	34	32 FIRTH Andrew	28.086	34	70 CRAMPTON Dave	26.244	34	70 CRAMPTON Dave	27.239
35	32 FIRTH Andrew	22.447	35	70 CRAMPTON Dave	28.227	35	10 GLOSSOP David	26.323	35	10 GLOSSOP David	27.328
36	76 HEATH Nick	22.569	36	10 GLOSSOP David	28.271	36	32 FIRTH Andrew	26.396	36	32 FIRTH Andrew	27.427
37	92 LEE Jim	22.624	37	76 HEATH Nick	28.519	37	92 LEE Jim	26.433	37	92 LEE Jim	27.688

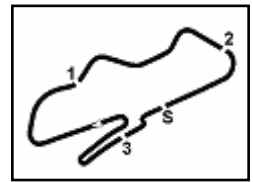


**Prosecco DOC UK Round, 12-14 July 2024
Chronological Analysis Race 1**

Start at 10:10'26.792

6.4

BMW



Donington Park 4.023 m

1 / 4

1° 65 N. COATES [1'37.045]							
Lap	Seg1	Seg2	Seg3	Seg4	Lap Time	km/h	Local Time
1		26.542	24.589	25.576	1'41.135	206,9	10:12'07.927
2	20.987	26.146	24.493	25.419	1'37.045	210,9	10:13'44.972
3	21.130	26.092	24.615	25.435	1'37.272	204,2	10:15'22.244
4	21.034	26.265	24.545	25.426	1'37.270	204,9	10:16'59.514
5	20.989	26.195	24.519	25.457	1'37.160	209,7	10:18'36.674
6	20.992	26.113	24.607	25.421	1'37.133	204,5	10:20'13.807
7	20.970	26.294	24.522	25.503	1'37.289	208,9	10:21'51.096
8	21.041	26.402	24.557	25.427	1'37.427	208,5	10:23'28.523
9	21.020	26.318	24.722	25.343	1'37.403	205,3	10:25'05.926
10	20.900	26.222	24.630	25.402	1'37.154	208,9	10:26'43.080
Race Time 16'16.288							

2° 25 T. STRUDWICK [1'37.148]							
Lap	Seg1	Seg2	Seg3	Seg4	Lap Time	km/h	Local Time
1		26.581	24.536	25.401	1'40.440	204,2	10:12'07.232
2	21.055	26.402	24.455	25.347	1'37.259	204,2	10:13'44.491
3	21.011	26.301	24.638	25.428	1'37.378	203,8	10:15'21.869
4	21.031	26.318	24.506	25.430	1'37.285	204,2	10:16'59.154
5	21.020	26.409	24.471	25.325	1'37.225	204,2	10:18'36.379
6	20.933	26.278	24.691	25.246	1'37.148	203,0	10:20'13.527
7	21.009	26.384	24.718	25.282	1'37.393	203,4	10:21'50.920
8	21.024	26.495	24.372	25.412	1'37.303	204,9	10:23'28.223
9	21.148	26.364	24.548	25.360	1'37.420	204,5	10:25'05.643
10	20.981	26.274	24.902	25.492	1'37.649	205,3	10:26'43.292
Race Time 16'16.500							

3° 37 B. BURRELL [1'37.599]							
Lap	Seg1	Seg2	Seg3	Seg4	Lap Time	km/h	Local Time
1		26.840	24.781	25.823	1'41.944	205,7	10:12'08.736
2	21.221	26.408	24.561	25.579	1'37.769	200,7	10:13'46.505
3	21.292	26.354	24.585	25.438	1'37.669	200,7	10:15'24.174
4	21.246	26.390	24.550	25.413	1'37.599	198,9	10:17'01.773
5	21.398	26.380	24.641	25.531	1'37.950	199,6	10:18'39.723
6	21.331	26.424	24.793	25.542	1'38.090	200,7	10:20'17.813
7	21.263	26.515	24.879	25.624	1'38.281	204,5	10:21'56.094
8	21.344	26.434	24.738	25.675	1'38.191	202,2	10:23'34.285
9	21.379	26.266	24.713	25.620	1'37.978	201,1	10:25'12.263
10	21.237	26.429	24.620	25.523	1'37.809	206,1	10:26'50.072
Race Time 16'23.280							

4° 77 J. ELLISON [1'37.370]							
Lap	Seg1	Seg2	Seg3	Seg4	Lap Time	km/h	Local Time
1		26.699	24.553	25.425	1'40.683	206,5	10:12'07.475
2	21.049	26.444	24.689	25.514	1'37.696	203,4	10:13'45.171
3	21.152	26.176	24.636	25.406	1'37.370	203,4	10:15'22.541
4	21.150	26.315	24.785	25.493	1'37.743	201,1	10:17'00.284
5	21.297	26.595	25.042	25.650	1'38.584	198,9	10:18'38.868
6	21.467	26.528	25.155	25.380	1'38.530	198,5	10:20'17.398
7	21.306	26.597	25.036	25.346	1'38.285	199,6	10:21'55.683
8	21.216	26.572	24.873	25.368	1'38.029	200,4	10:23'33.712
9	21.229	26.509	25.006	25.406	1'38.150	199,3	10:25'11.862
10	21.386	26.471	25.048	25.607	1'38.512	200,0	10:26'50.374
Race Time 16'23.582							

5° 24 K. SMITH [1'37.552]							
Lap	Seg1	Seg2	Seg3	Seg4	Lap Time	km/h	Local Time
1		27.230	24.816	25.964	1'43.313	211,4	10:12'10.105
2	21.177	26.433	24.862	25.892	1'38.364	210,5	10:13'48.469
3	20.997	26.401	24.634	25.637	1'37.669	203,8	10:15'26.138
4	21.186	27.027	24.988	25.767	1'38.968	203,0	10:17'05.106
5	21.219	26.664	25.008	25.842	1'38.733	205,7	10:18'43.839
6	21.149	26.475	24.614	25.866	1'38.104	208,9	10:20'21.943
7	21.237	26.421	24.960	25.689	1'38.307	201,9	10:22'00.250
8	20.993	26.418	24.851	25.290	1'37.552	201,9	10:23'37.802

9	21.169	26.417	24.866	25.509	1'37.961	201,1	10:25'15.763
10	21.273	26.336	24.893	25.371	1'37.873	201,9	10:26'53.636
Race Time 16'26.844							

6° 88 M. JOHNSON [1'37.748]							
Lap	Seg1	Seg2	Seg3	Seg4	Lap Time	km/h	Local Time
1		27.125	24.796	26.003	1'42.287	209,7	10:12'09.079
2	21.309	26.996	24.725	25.794	1'38.824	209,7	10:13'47.903
3	21.170	26.972	24.737	25.862	1'38.741	212,6	10:15'26.644
4	21.027	26.832	24.697	25.632	1'38.188	210,9	10:17'04.832
5	21.385	26.586	24.780	25.678	1'38.429	204,2	10:18'43.261
6	21.173	26.823	24.951	25.954	1'38.901	203,8	10:20'22.162
7	21.281	26.415	24.576	25.693	1'37.965	211,4	10:22'00.127
8	21.312	26.477	24.764	25.539	1'38.092	204,5	10:23'38.219
9	21.077	26.473	24.678	25.520	1'37.748	207,3	10:25'15.967
10	21.249	26.872	24.878	25.403	1'38.402	208,1	10:26'54.369
Race Time 16'27.577							

7° 59 R. VAREY [1'37.712]							
Lap	Seg1	Seg2	Seg3	Seg4	Lap Time	km/h	Local Time
1		26.957	25.158	25.775	1'42.787	214,7	10:12'09.579
2	21.289	26.706	24.801	25.784	1'38.580	209,7	10:13'48.159
3	21.131	26.464	24.591	26.065	1'38.251	202,2	10:15'26.410
4	21.026	26.779	24.705	25.656	1'38.166	202,2	10:17'04.576
5	21.394	26.665	25.242	25.708	1'39.009	201,9	10:18'43.585
6	21.334	26.758	24.739	26.019	1'38.850	204,2	10:20'22.435
7	21.219	26.495	24.601	25.825	1'38.140	208,9	10:22'00.575
8	21.137	26.453	24.674	25.683	1'37.947	207,3	10:23'38.522
9	21.280	26.326	24.536	25.570	1'37.712	208,5	10:25'16.234
10	21.125	26.859	24.712	25.557	1'38.253	203,8	10:26'54.487
Race Time 16'27.695							

8° 75 C. SMITH [1'38.037]							
Lap	Seg1	Seg2	Seg3	Seg4	Lap Time	km/h	Local Time
1		27.079	24.996	26.909	1'43.956	207,7	10:12'10.748
2	21.569	26.578	24.385	25.859	1'38.391	206,1	10:13'49.139
3	21.290	26.555	24.700	26.016	1'38.561	210,5	10:15'27.700
4	21.272	26.594	24.519	25.898	1'38.283	202,6	10:17'05.983
5	21.288	26.608	24.596	26.005	1'38.497	202,6	10:18'44.480
6	21.249	26.605	24.524	25.888	1'38.266	204,2	10:20'22.746
7	21.113	26.487	24.580	26.030	1'38.210	210,9	10:22'00.956
8	21.187	26.424	24.503	25.945	1'38.059	203,8	10:23'39.015
9	21.189	26.359	24.464	26.025	1'38.037	203,4	10:25'17.052
10	21.304	26.685	24.787	25.816	1'38.592	201,5	10:26'55.644
Race Time 16'28.852							

9° 4 M. RUTTER [1'38.086]							
Lap	Seg1	Seg2	Seg3	Seg4	Lap Time	km/h	Local Time
1		26.963	24.803	25.827	1'41.806	204,9	10:12'08.598
2	21.573	26.979	25.184	26.311	1'40.047	201,9	10:13'48.645
3	21.278	26.859	24.867	25.759	1'38.763	204,5	10:15'27.408
4	21.371	27.020	24.852	25.777	1'39.020	204,5	10:17'06.428
5	21.303	26.664	24.660	25.797	1'38.424	202,6	10:18'44.852
6	21.338	26.592	24.612	25.780	1'38.322	202,6	10:20'23.174
7	21.295	26.591	24.623	25.629	1'38.138	202,6	10:22'01.312
8	21.248	26.598	24.737	25.678	1'38.261	202,2	10:23'39.573
9	21.202	26.489	24.695	25.700	1'38.086	204,5	10:25'17.659
10	21.328	26.696	24.702	25.630	1'38.356	203,4	10:26'56.015
Race Time 16'29.223							

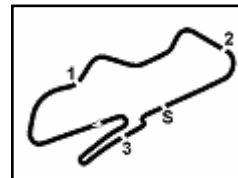
10° 13 D. SHEILS [1'38.321]							
Lap	Seg1	Seg2	Seg3	Seg4	Lap Time	km/h	Local Time
1		27.026	25.193	26.057	1'43.644	205,7	10:12'10.436
2	21.640	26.610	24.946	26.109	1'39.305	201,5	10:13'49.741
3	21.405	26.528	25.018	25.955	1'38.906	203,4	10:15'28.647
4	21.763	26.625	24.813	25.604	1'38.805	199,6	10:17'07.452
5	21.370	26.676	24.810	25.661	1'38.517	201,5	10:18'45.969



**Prosecco DOC UK Round, 12-14 July 2024
Chronological Analysis Race 1**

6.4

BMW



Donington Park 4.023 m

2 / 4

Start at 10:10'26.792

6	21.425	26.639	24.763	25.533	1'38.360	198,2	10:20'24.329	3	21.635	27.209	25.759	26.071	1'40.674	206,9	10:15'35.618
7	21.425	26.555	24.765	25.576	1'38.321	201,5	10:22'02.650	4	21.835	27.046	25.516	26.539	1'40.936	208,1	10:17'16.554
8	21.377	26.636	24.960	25.900	1'38.873	198,9	10:23'41.523	5	21.839	27.673	25.790	26.234	1'41.536	207,7	10:18'58.090
9	21.370	26.814	24.876	25.713	1'38.773	199,6	10:25'20.296	6	21.667	27.185	25.785	26.349	1'40.986	201,1	10:20'39.076
10	21.476	26.789	25.011	25.901	1'39.177	199,3	10:26'59.473	7	21.642	27.205	25.638	26.479	1'40.964	204,9	10:22'20.040

Race Time 16'32.681

11° 79 J. O'MARA [1'39.141]

Lap	Seg1	Seg2	Seg3	Seg4	Lap Time	km/h	Local Time
1		26.849	25.191	26.574	1'43.425	209,3	10:12'10.217
2	21.642	26.636	24.713	26.150	1'39.141	206,5	10:13'49.358
3	21.423	26.568	25.190	26.290	1'39.471	209,7	10:15'28.829
4	21.485	27.005	24.925	26.170	1'39.585	205,3	10:17'08.414
5	21.583	26.896	25.004	26.119	1'39.602	204,5	10:18'48.016
6	21.564	26.877	24.942	26.170	1'39.553	204,2	10:20'27.569
7	21.475	26.708	25.050	26.292	1'39.525	203,8	10:22'07.094
8	21.568	26.865	25.403	26.305	1'40.141	201,1	10:23'47.235
9	21.540	26.672	25.101	26.286	1'39.599	203,4	10:25'26.834
10	21.530	26.853	25.233	26.275	1'39.891	203,4	10:27'06.725

Race Time 16'39.933

12° 11 S. CARSON [1'39.644]

Lap	Seg1	Seg2	Seg3	Seg4	Lap Time	km/h	Local Time
1		27.283	25.115	26.425	1'44.350	205,3	10:12'11.142
2	21.642	27.140	25.167	26.054	1'40.003	204,5	10:13'51.145
3	21.759	27.231	25.226	26.152	1'40.368	201,1	10:15'31.513
4	21.756	27.060	25.431	26.149	1'40.396	200,4	10:17'11.909
5	21.794	27.357	25.294	26.291	1'40.736	198,5	10:18'52.645
6	21.574	26.982	25.379	25.795	1'39.730	197,8	10:20'32.375
7	21.557	26.926	25.298	25.876	1'39.657	199,6	10:22'12.032
8	21.730	27.079	25.472	25.856	1'40.137	197,4	10:23'52.169
9	21.526	26.944	25.314	25.860	1'39.644	198,9	10:25'31.813
10	21.600	27.250	25.399	25.995	1'40.244	198,5	10:27'12.057

Race Time 16'45.265

13° 30 R. MCNEALY [1'39.914]

Lap	Seg1	Seg2	Seg3	Seg4	Lap Time	km/h	Local Time
1		27.128	25.463	26.873	1'44.595	200,0	10:12'11.387
2	21.542	26.820	25.466	26.222	1'40.050	195,7	10:13'51.437
3	21.606	27.340	25.039	25.959	1'39.944	203,8	10:15'31.381
4	22.056	27.117	25.349	26.299	1'40.821	197,1	10:17'12.202
5	21.746	27.309	25.223	26.195	1'40.473	201,1	10:18'52.675
6	21.786	26.879	25.499	26.148	1'40.312	199,3	10:20'32.987
7	21.603	26.869	25.472	25.970	1'39.914	194,6	10:22'12.901
8	21.634	26.763	25.690	26.137	1'40.224	192,5	10:23'53.125
9	21.769	27.383	25.676	26.150	1'40.978	193,9	10:25'34.103
10	21.904	27.149	25.711	26.304	1'41.068	192,2	10:27'15.171

Race Time 16'48.379

14° 83 J. WALTON [1'40.550]

Lap	Seg1	Seg2	Seg3	Seg4	Lap Time	km/h	Local Time
1		27.787	25.434	26.663	1'46.219	201,9	10:12'13.011
2	22.104	27.628	25.444	26.295	1'41.471	198,2	10:13'54.482
3	21.767	27.398	25.377	26.195	1'40.737	199,3	10:15'35.219
4	21.759	27.320	25.465	26.351	1'40.895	200,4	10:17'16.114
5	21.845	27.824	25.970	26.089	1'41.728	198,2	10:18'57.842
6	21.678	27.120	25.613	26.139	1'40.550	198,5	10:20'38.392
7	21.573	27.465	25.664	26.269	1'40.971	197,1	10:22'19.363
8	21.734	27.465	25.644	26.279	1'41.122	196,7	10:24'00.485
9	21.609	27.442	25.561	26.257	1'40.869	198,5	10:25'41.354
10	21.787	27.333	25.566	26.397	1'41.083	197,8	10:27'22.437

Race Time 16'55.645

15° 44 H. PREBBLE [1'40.644]

Lap	Seg1	Seg2	Seg3	Seg4	Lap Time	km/h	Local Time
1		28.004	25.560	26.483	1'46.383	208,1	10:12'13.175
2	21.824	27.912	25.594	26.439	1'41.769	206,9	10:13'54.944

14/07/2024 P = Pits In/Out - C = Lap Time Cancelled

16° 94 A. PEARSON [1'40.276]

Lap	Seg1	Seg2	Seg3	Seg4	Lap Time	km/h	Local Time
1		28.342	25.689	26.878	1'47.071	208,1	10:12'13.863
2	21.859	27.456	25.512	26.632	1'41.459	204,2	10:13'55.322
3	21.829	27.394	25.480	26.082	1'40.785	204,5	10:15'36.107
4	21.650	27.060	25.300	26.266	1'40.276	206,9	10:17'16.383
5	21.816	28.153	25.638	26.469	1'42.076	209,7	10:18'58.459
6	21.673	27.211	25.534	26.467	1'40.885	205,7	10:20'39.344
7	21.721	27.546	25.670	26.199	1'41.136	208,5	10:22'20.480
8	21.596	27.348	25.317	26.248	1'40.509	203,8	10:24'00.989
9	21.614	27.498	25.663	26.173	1'40.948	205,7	10:25'41.937
10	21.654	27.343	25.492	26.549	1'41.038	210,1	10:27'22.975

Race Time 16'56.183

17° 56 M. SMITH [1'40.395]

Lap	Seg1	Seg2	Seg3	Seg4	Lap Time	km/h	Local Time
1		27.431	25.474	26.253	1'44.991	202,2	10:12'11.783
2	21.692	27.115	25.711	26.274	1'40.792	201,9	10:13'52.575
3	21.689	27.483	25.613	26.298	1'41.083	198,9	10:15'33.658
4	21.858	27.392	25.449	26.350	1'41.049	198,5	10:17'14.707
5	21.815	27.624	25.604	26.578	1'41.621	198,2	10:18'56.328
6	21.907	27.827	26.152	26.629	1'42.515	194,9	10:20'38.843
7	22.099	27.502	26.141	26.506	1'42.248	201,5	10:22'21.091
8	21.493	27.258	25.539	26.105	1'40.395	201,1	10:24'01.486
9	21.639	27.220	25.811	26.326	1'40.966	200,7	10:25'42.482
10	21.555	27.427	25.577	26.262	1'40.821	199,3	10:27'23.303

Race Time 16'56.511

18° 21 B. PLUMLEY [1'40.701]

Lap	Seg1	Seg2	Seg3	Seg4	Lap Time	km/h	Local Time
1		28.088	25.762	26.963	1'47.414	208,5	10:12'14.206
2	21.797	27.654	25.490	26.632	1'41.573	209,3	10:13'55.779
3	21.776	27.640	25.285	26.584	1'41.285	207,7	10:15'37.064
4	21.921	27.356	25.270	26.615	1'41.162	206,1	10:17'18.226
5	21.667	27.326	25.655	26.455	1'41.103	206,5	10:18'59.329
6	21.647	27.468	25.456	26.201	1'40.772	204,9	10:20'40.101
7	21.751	27.697	25.694	26.388	1'41.530	206,9	10:22'21.631
8	21.580	27.617	25.358	26.311	1'40.866	206,5	10:24'02.497
9	21.754	27.649	25.285	26.288	1'40.976	207,7	10:25'43.473
10	21.616	27.429	25.393	26.263	1'40.701	206,1	10:27'24.174

Race Time 16'57.382

19° 16 J. HANKS-ELLIOT [1'40.644]

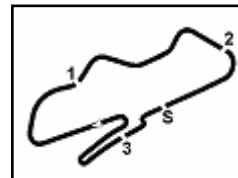
Lap	Seg1	Seg2	Seg3	Seg4	Lap Time	km/h	Local Time
1		28.375	25.529	26.334	1'47.705	213,4	10:12'14.497
2	21.663	27.687	25.392	26.821	1'41.563	204,2	10:13'56.060
3	21.710	27.593	25.898	26.426	1'41.627	204,5	10:15'37.687
4	21.560	27.340	25.307	26.659	1'40.866	204,9	10:17'18.553
5	21.584	27.343	25.598	26.678	1'41.203	204,9	10:18'59.756
6	21.483	27.412	25.443	26.435	1'40.773	204,5	10:20'40.529
7	21.533	27.803	25.454	26.936	1'41.726	200,7	10:22'22.255
8	21.498	27.538	25.467	26.414	1'40.917	204,5	10:24'03.172
9	21.383	27.554	25.309	26.493	1'40.739	203,8	10:25'43.911
10							



**Prosecco DOC UK Round, 12-14 July 2024
Chronological Analysis Race 1**

6.4

BMW



Donington Park 4.023 m

3 / 4

Start at 10:10'26.792

20° 14 L. VELLA [1'40.203]							
Lap	Seg.1	Seg.2	Seg.3	Seg.4	Lap Time	km/h	Local Time
1		28.873	25.631	27.035	1'49.132	206.5	10:12'15.924
2	21.761	27.681	25.295	26.599	1'41.336	207,3	10:13'57.260
3	21.703	27.077	25.435	26.846	1'41.061	208,1	10:15'38.321
4	21.620	27.257	25.500	26.693	1'41.070	204,9	10:17'19.391
5	22.025	27.225	25.626	26.390	1'41.266	205,3	10:19'00.657
6	21.703	27.059	25.516	26.538	1'40.816	204,5	10:20'41.473
7	21.676	27.333	25.567	26.454	1'41.030	205,3	10:22'22.503
8	21.554	27.583	25.560	26.763	1'41.460	205,3	10:24'03.963
9	21.281	27.247	25.192	26.483	1'40.203	208,5	10:25'44.166
10	21.550	27.475	25.538	26.253	1'40.816	203,8	10:27'24.982
Race Time 16'58.190							

9	21.859	28.006	25.714	26.863	1'42.442	198,5	10:25'58.529
10	22.430	27.586	25.559	26.802	1'42.377	196,7	10:27'40.906
Race Time 17'14.114							

21° 19 S. BASTABLE [1'40.813]							
Lap	Seg.1	Seg.2	Seg.3	Seg.4	Lap Time	km/h	Local Time
1		28.388	26.178	26.594	1'48.433	208,1	10:12'15.225
2	21.855	27.535	25.295	26.602	1'41.287	201,1	10:13'56.512
3	21.732	27.336	25.805	26.537	1'41.410	201,1	10:15'37.922
4	21.739	27.274	25.232	26.720	1'40.965	201,5	10:17'18.887
5	21.866	27.320	25.394	26.616	1'41.196	201,9	10:19'00.083
6	21.594	27.198	25.507	26.770	1'41.069	206,1	10:20'41.152
7	21.663	27.211	25.383	26.556	1'40.813	201,1	10:22'21.965
8	21.547	27.502	26.036	26.639	1'41.724	201,5	10:24'03.689
9	21.826	27.162	25.192	26.787	1'40.967	208,9	10:25'44.656
10	21.743	27.168	25.525	26.657	1'41.093	203,0	10:27'25.749
Race Time 16'58.957							

25° 6 P. HASLER [1'41.982]							
Lap	Seg.1	Seg.2	Seg.3	Seg.4	Lap Time	km/h	Local Time
1		28.094	26.209	26.965	1'48.194	206,5	10:12'14.986
2		28.138	25.992	26.730	1'42.942	204,5	10:13'57.928
3	21.946	27.711	26.143	27.152	1'42.952	203,8	10:15'40.880
4	22.264	27.848	25.934	26.647	1'42.693	201,9	10:17'23.573
5	22.450	28.265	26.270	27.034	1'44.019	200,4	10:19'07.592
6	22.415	28.442	26.473	26.419	1'43.749	199,6	10:20'51.341
7	21.998	27.783	25.637	26.564	1'41.982	204,2	10:22'33.323
8	21.979	28.616	25.767	26.603	1'42.965	204,5	10:24'16.288
9	22.055	27.845	25.965	26.514	1'42.379	207,7	10:25'58.667
10	22.194	28.058	25.632	26.558	1'42.442	204,5	10:27'41.109
Race Time 17'14.317							

22° 95 N. MACKENZIE [1'41.918]							
Lap	Seg.1	Seg.2	Seg.3	Seg.4	Lap Time	km/h	Local Time
1		29.069	26.000	27.178	1'49.412	202,6	10:12'16.204
2	22.245	27.745	25.903	26.885	1'42.778	202,2	10:13'58.982
3	22.069	28.472	26.429	27.040	1'44.010	201,5	10:15'42.992
4	22.234	27.941	25.499	26.802	1'42.476	202,2	10:17'25.468
5	21.990	27.852	25.837	26.730	1'42.409	201,9	10:19'07.877
6	22.363	28.406	25.724	26.387	1'42.880	203,0	10:20'50.757
7	22.174	27.581	25.866	26.561	1'42.182	196,7	10:22'32.939
8	22.183	27.769	25.845	26.396	1'42.193	197,1	10:24'15.132
9	22.169	27.810	26.024	26.558	1'42.561	198,2	10:25'57.693
10	22.085	27.640	25.804	26.389	1'41.918	197,1	10:27'39.611
Race Time 17'12.819							

26° 9 J. ASHINGTON [1'42.386]							
Lap	Seg.1	Seg.2	Seg.3	Seg.4	Lap Time	km/h	Local Time
1		29.479	26.226	27.067	1'50.730	206,5	10:12'17.522
2	22.233	28.020	26.002	26.663	1'42.918	202,6	10:14'00.440
3	22.138	27.888	26.083	27.180	1'43.289	202,6	10:15'43.729
4	22.144	27.846	26.003	26.785	1'42.778	202,6	10:17'26.507
5	22.011	27.903	26.312	26.616	1'42.842	200,7	10:19'09.349
6	22.040	27.924	26.465	27.026	1'43.455	200,4	10:20'52.804
7	21.984	27.696	26.139	26.567	1'42.386	200,4	10:22'35.190
8	22.125	27.835	26.008	26.765	1'42.733	199,6	10:24'17.923
9	22.391	28.759	26.506	26.974	1'44.630	198,9	10:26'02.553
10	22.454	28.402	26.603	26.968	1'44.427	197,4	10:27'46.980
Race Time 17'20.188							

23° 99 J. CLEARY [1'41.621]							
Lap	Seg.1	Seg.2	Seg.3	Seg.4	Lap Time	km/h	Local Time
1		28.342	26.153	27.149	1'48.845	206,5	10:12'15.637
2	21.892	27.982	26.271	27.011	1'43.156	205,3	10:13'58.793
3	22.374	27.830	26.745	26.749	1'43.698	202,2	10:15'42.491
4	21.968	27.628	26.068	26.735	1'42.399	201,1	10:17'24.890
5	22.030	27.836	26.230	27.293	1'43.389	204,5	10:19'08.279
6	22.134	28.363	26.624	26.524	1'43.645	205,3	10:20'51.924
7	21.906	27.538	25.862	26.315	1'41.621	204,5	10:22'33.545
8	21.950	27.763	25.920	26.463	1'42.096	203,4	10:24'15.641
9	22.160	27.893	25.903	26.409	1'42.365	203,8	10:25'58.006
10	21.952	27.825	25.856	26.201	1'41.834	203,8	10:27'39.840
Race Time 17'13.048							

27° 50 R. SMITH [1'42.565]							
Lap	Seg.1	Seg.2	Seg.3	Seg.4	Lap Time	km/h	Local Time
1		28.964	25.972	27.840	1'50.999	203,0	10:12'17.791
2	22.478	27.970	25.961	27.470	1'43.879	199,3	10:14'01.670
3	22.447	28.352	26.537	27.348	1'44.684	197,8	10:15'46.354
4	22.397	28.216	26.743	27.272	1'44.628	197,8	10:17'30.982
5	22.623	28.235	26.438	27.153	1'44.449	196,0	10:19'15.431
6	22.834	28.107	25.927	27.077	1'43.945	198,9	10:20'59.376
7	22.185	27.685	26.014	26.885	1'42.769	197,1	10:22'42.145
8	22.189	27.715	25.754	26.907	1'42.565	201,1	10:24'24.710
9	22.207	28.022	26.038	26.895	1'43.162	198,2	10:26'07.872
10	22.306	27.780	26.227	26.803	1'43.116	199,6	10:27'50.988
Race Time 17'24.196							

24° 58 L. DEVONPORT [1'41.635]							
Lap	Seg.1	Seg.2	Seg.3	Seg.4	Lap Time	km/h	Local Time
1		28.865	25.920	27.042	1'49.828	203,4	10:12'16.620
2	22.125	28.062	25.735	27.285	1'43.207	201,5	10:13'59.827
3	21.914	28.318	26.062	27.176	1'43.470	201,1	10:15'43.297
4	22.011	27.580	25.621	27.296	1'42.508	201,5	10:17'25.805
5	21.858	27.886	25.899	27.100	1'42.743	201,1	10:19'08.548
6	22.064	28.417	26.541	26.806	1'43.828	201,9	10:20'52.376
7	21.817	27.397	25.748	26.673	1'41.635	203,8	10:22'34.011
8	21.835	27.746	25.661	26.834	1'42.076	201,1	10:24'16.087
Race Time 17'24.538							

28° 72 G. FORD [1'43.107]							
Lap	Seg.1	Seg.2	Seg.3	Seg.4	Lap Time	km/h	Local Time
1		29.127	26.552	27.038	1'51.527	204,5	10:12'18.319
2	22.227	28.336	25.694	27.170	1'43.427	200,4	10:14'01.746
3	22.523	28.412	26.181	27.204	1'44.320	202,6	10:15'46.066
4	22.396	28.129	26.083	26.704	1'43.312	196,0	10:17'29.378
5	22.426	28.172	26.004	26.892	1'43.494	196,7	10:19'12.872
6	22.751	28.489	26.187	26.798	1'44.225	195,7	10:20'57.097
7	22.397	27.920	25.950	26.885	1'43.152	197,1	10:22'40.249
8	22.199	28.071	25.965	26.872	1'43.107	197,1	10:24'23.356
9	22.467	28.080	26.321	27.038	1'43.906	194,9	10:26'07.262
10	22.562	27.978	26.477	27.051	1'44.068	194,2	10:27'51.330
Race Time 17'24.538							

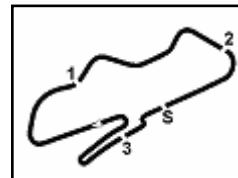
29° 66 J. CARNELL [1'43.438]							
Lap	Seg.1	Seg.2	Seg.3	Seg.4	Lap Time	km/h	Local Time
1		29.175	26.466	27.528	1'52.179	199,3	10:12'18.971
2	22.045	28.436	26.126	26.959	1'43.566	200,7	10:14'02.537
3	22.209	28.072	26.435	27.300	1'44.016	196,0	10:15'46.553
4	22.427	28.118	26.409	26.931	1'43.885	197,4	10:17'30.438
5	22.336	27.962	26.222	27.198	1'43.718	194,2	10:19'14.156



**Prosecco DOC UK Round, 12-14 July 2024
Chronological Analysis Race 1**

6.4

BMW



Donington Park 4.023 m

4 / 4

Start at 10:10'26.792

6	22.338	27.971	26.393	27.024	1'43.726	195,7	10:20'57.882	3	22.557	28.609	26.424	27.773	1'45.363	201,5	10:15'51.492
7	22.183	27.870	26.346	27.234	1'43.633	195,3	10:22'41.515	4	22.503	28.452	26.427	27.587	1'44.969	200,0	10:17'36.461
8	22.334	27.978	26.278	27.053	1'43.643	194,9	10:24'25.158	5	22.643	28.689	26.708	27.569	1'45.609	197,1	10:19'22.070
9	22.243	27.840	26.242	27.113	1'43.438	197,4	10:26'08.596	6	22.369	28.555	26.658	27.506	1'45.088	197,8	10:21'07.158
10	22.338	27.975	26.248	27.379	1'43.940	196,0	10:27'52.536	7	22.354	28.307	26.377	27.328	1'44.366	200,0	10:22'51.524

Race Time 17'25.744

30° 28 J. DUDMAN [1'43.128]

Lap	Seg.1	Seg.2	Seg.3	Seg.4	Lap Time	km/h	Local Time
1		29.880	26.744	27.173	1'52.936	200,4	10:12'19.728
2	22.363	28.009	26.125	27.614	1'44.111	196,7	10:14'03.839
3	22.468	28.186	26.379	27.113	1'44.146	196,4	10:15'47.985
4	22.388	28.124	26.243	26.707	1'43.462	195,3	10:17'31.447
5	22.537	28.349	26.194	27.148	1'44.228	194,2	10:19'15.675
6	22.329	28.204	26.332	27.016	1'43.881	192,9	10:20'59.556
7	22.313	27.882	25.996	26.937	1'43.128	193,9	10:22'42.684
8	22.391	27.904	26.214	26.769	1'43.278	195,7	10:24'25.962
9	22.490	27.863	26.493	26.822	1'43.668	194,2	10:26'09.630
10	22.757	28.009	26.385	26.899	1'44.050	191,8	10:27'53.680

Race Time 17'26.888

31° 55 T. VIVEIROS [1'44.041]

Lap	Seg.1	Seg.2	Seg.3	Seg.4	Lap Time	km/h	Local Time
1		29.659	26.336	27.895	1'51.987	205,7	10:12'18.779
2	22.094	28.373	26.342	28.298	1'45.107	208,9	10:14'03.886
3	22.744	28.379	26.283	27.607	1'45.013	204,5	10:15'48.899
4	22.183	28.108	26.157	27.593	1'44.041	204,2	10:17'32.940
5	22.935	28.177	26.887	27.782	1'45.781	197,8	10:19'18.721
6	22.370	28.036	26.777	27.268	1'44.451	195,7	10:21'03.172
7	22.490	28.237	26.507	27.591	1'44.825	197,8	10:22'47.997
8	22.464	27.971	26.568	27.219	1'44.222	198,9	10:24'32.219
9	22.352	28.078	26.410	27.305	1'44.145	199,3	10:26'16.364
10	22.296	28.130	26.554	27.156	1'44.136	197,4	10:28'00.500

Race Time 17'33.708

32° 76 N. HEATH [1'44.667]

Lap	Seg.1	Seg.2	Seg.3	Seg.4	Lap Time	km/h	Local Time
1		29.852	26.760	28.053	1'53.486	204,5	10:12'20.278
2	22.825	28.584	26.387	27.618	1'45.414	203,0	10:14'05.692
3	22.580	28.564	26.224	27.416	1'44.784	198,5	10:15'50.476
4	22.850	28.595	26.544	27.341	1'45.330	197,1	10:17'35.806
5	22.816	28.735	26.263	27.223	1'45.037	197,4	10:19'20.843
6	22.755	28.918	26.312	27.363	1'45.348	197,1	10:21'06.191
7	22.699	28.596	26.219	27.153	1'44.667	198,2	10:22'50.858
8	22.789	28.607	26.196	27.384	1'44.976	198,9	10:24'35.834
9	22.569	28.967	26.678	27.075	1'45.289	198,9	10:26'21.123
10	22.860	28.519	26.343	27.427	1'45.149	195,7	10:28'06.272

Race Time 17'39.480

33° 70 D. CRAMPTON [1'44.316]

Lap	Seg.1	Seg.2	Seg.3	Seg.4	Lap Time	km/h	Local Time
1		30.080	27.430	28.189	1'55.036	199,3	10:12'21.828
2	22.656	28.331	26.559	27.927	1'45.473	201,5	10:14'07.301
3	22.551	28.560	26.483	27.535	1'45.129	200,0	10:15'52.430
4	22.513	28.482	26.420	27.242	1'44.657	197,8	10:17'37.087
5	22.471	28.559	26.530	27.864	1'45.424	199,6	10:19'22.511
6	22.426	28.227	26.955	27.239	1'44.847	194,9	10:21'07.358
7	22.476	28.324	26.265	27.325	1'44.390	200,7	10:22'51.748
8	22.466	28.327	26.244	27.279	1'44.316	201,1	10:24'36.064
9	22.543	28.777	26.977	27.681	1'45.978	202,6	10:26'22.042
10	22.299	28.345	26.519	27.523	1'44.686	197,8	10:28'06.728

Race Time 17'39.936

34° 10 D. GLOSSOP [1'44.366]

Lap	Seg.1	Seg.2	Seg.3	Seg.4	Lap Time	km/h	Local Time
1		29.951	26.790	27.881	1'53.154	205,7	10:12'19.946
2	22.701	28.698	26.803	27.981	1'46.183	198,5	10:14'06.129

14/07/2024 P = Pits In/Out - C = Lap Time Cancelled

35° 8 M. EVANS [1'42.146]

Lap	Seg.1	Seg.2	Seg.3	Seg.4	Lap Time	km/h	Local Time
1		28.915	25.964	26.995	1'49.645	207,7	10:12'16.437
2	22.204	27.950	25.814	26.985	1'42.953	203,0	10:13'59.390
3	22.056	28.304	26.077	26.135	1'42.572	201,9	10:15'41.962
4	22.048	27.890	25.872	26.553	1'42.363	198,9	10:17'24.325
5	22.035	28.181	26.153	26.838	1'43.207	199,3	10:19'07.532
6	22.388	28.278	28.931	26.429	1'46.026	197,1	10:20'53.558
7	21.793	28.160	25.952	26.455	1'42.360	200,7	10:22'35.918
8	21.852	28.197	25.637	26.460	1'42.146	201,5	10:24'18.064
9	45.917	28.481	26.132	26.872	2'07.402	199,6	10:26'25.466
10	21.969	28.281	26.318	26.516	1'43.084	196,0	10:28'08.550

Race Time 17'41.758

36° 92 J. LEE [1'45.137]

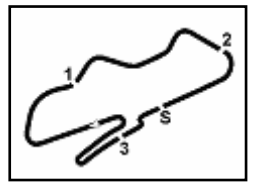
Lap	Seg.1	Seg.2	Seg.3	Seg.4	Lap Time	km/h	Local Time
1		30.300	26.828	27.944	1'54.043	203,8	10:12'20.835
2	22.945	28.197	26.485	27.999	1'45.626	202,6	10:14'06.461
3	22.795	28.601	26.433	27.901	1'45.730	200,4	10:15'52.191
4	23.078	28.433	26.565	27.899	1'45.975	199,3	10:17'38.166
5	22.826	28.588	26.532	27.942	1'45.888	198,2	10:19'24.054
6	22.731	28.296	26.463	28.089	1'45.579	197,4	10:21'09.633
7	22.624	28.083	26.571	28.074	1'45.352	197,4	10:22'54.985
8	22.902	28.265	26.588	27.714	1'45.469	197,1	10:24'40.454
9	23.093	28.226	26.570	28.070	1'45.959	197,4	10:26'26.413
10	22.710	28.138	26.601	27.688	1'45.137	197,1	10:28'11.550

Race Time 17'44.758

37° 32 A. FIRTH [1'44.845]

Lap	Seg.1	Seg.2	Seg.3	Seg.4	Lap Time	km/h	Local Time
1		30.082	27.243	27.923	1'54.744	204,9	10:12'21.536
2	22.691	28.139	26.713	28.108	1'45.651	203,0	10:14'07.187
3	22.991	28.664	26.769	28.153	1'46.577	200,7	10:15'53.764
4	22.553	28.159	26.553	28.085	1'45.350	201,5	10:17'39.114
5	22.447	28.481	26.898	28.037	1'45.863	199,3	10:19'24.977
6	22.696	28.339	26.705	27.835	1'45.575	196,7	10:21'10.552
7	22.457	28.255	26.396	28.176	1'45.284	198,9	10:22'55.836
8	22.707	28.347	26.551	28.066	1'45.671	197,8	10:24'41.507
9	22.828	28.463	26.748	27.820	1'45.859	198,9	10:26'27.366
10	22.748	28.086	26.584	27.427	1'44.845	197,1	10:28'12.211

Race Time 17'45.419



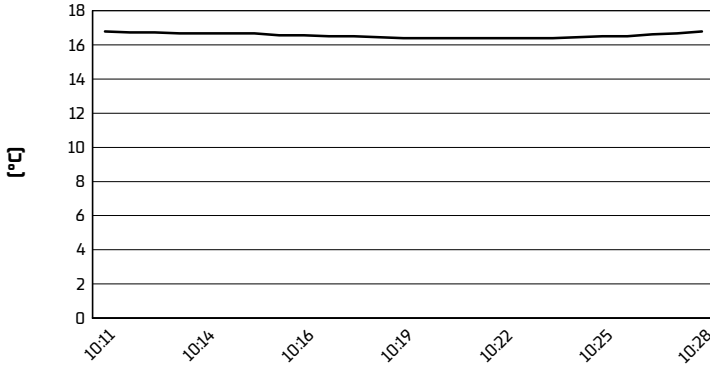
Donington Park 4.023 m

Prosecco DOC UK Round, 12-14 July 2024

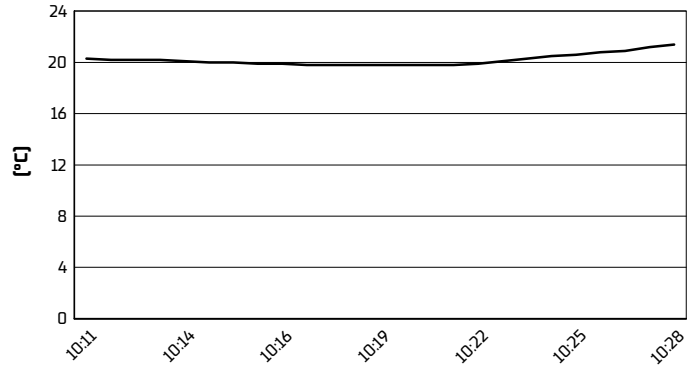
Weather Report Race 1

Session started 10:11 - Session ended 10:29

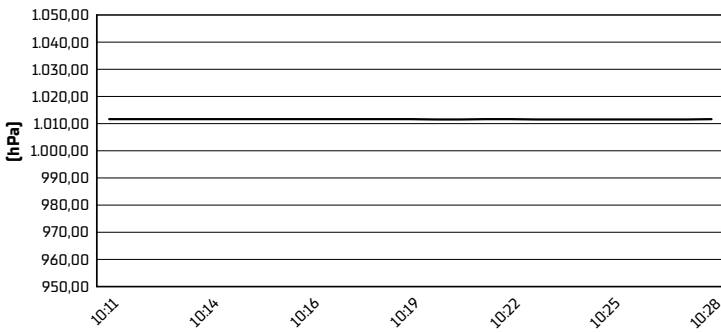
Air Temperature



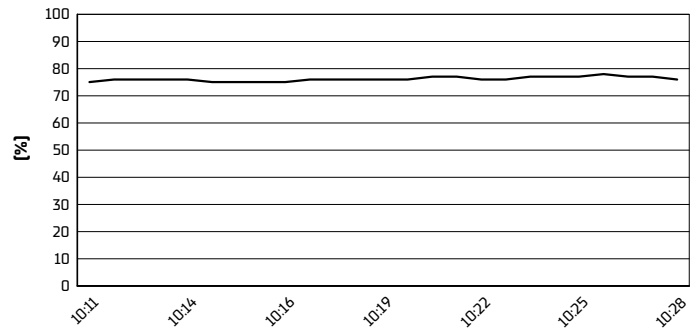
Track Temperature



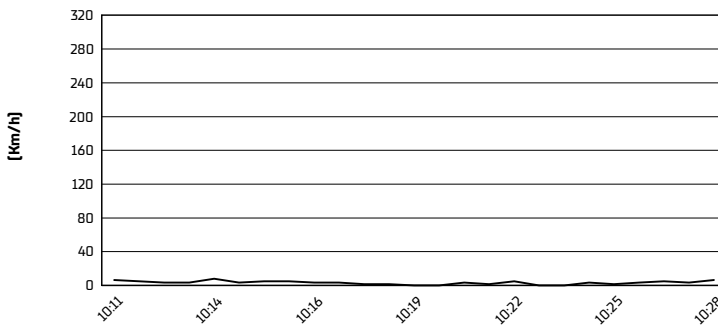
Air Pressure



Humidity

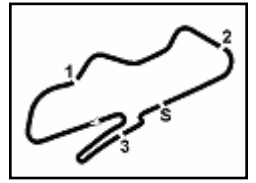


Wind Speed



Wind Direction



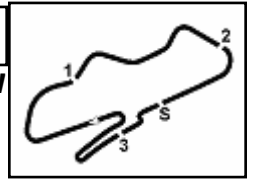


Donington Park 4.023 m

Prosecco DOC UK Round, 12-14 July 2024

Starting Grid - Race 1 [10 Laps x 4,023 km = 40,230 km]

1	1	77 ELLISON J. BMW	2	4 RUTTER M. BMW	3	25 STRUDWICK T. BMW
2	4	88 JOHNSON M. BMW	5	65 COATES N. BMW	6	59 VAREY R. BMW
3	7	75 SMITH C. BMW	8	37 BURRELL B. BMW	9	79 O'MARA J. BMW
4	10	24 SMITH K. BMW	11	82 BULL J. BMW	12	13 SHEILS D. BMW
5	13	30 MCNEALY R. BMW	14	11 CARSON S. BMW	15	94 PEARSON A. BMW
6	16	2 COMPTON D. BMW	17	83 WALTON J. BMW	18	56 SMITH M. BMW
7	19	95 MACKENZIE N. BMW	20	73 KELLY J. BMW	21	21 PLUMLEY B. BMW
8	22	19 BASTABLE S. BMW	23	16 HANKS-ELLIOT J. BMW	24	44 PREBBLE H. BMW
9	25	99 CLEARY J. BMW	26	6 HASLER P. BMW	27	58 DEVONPORT L. BMW
10	28	14 VELLA L. BMW	29	8 EVANS M. BMW	30	55 VIVEIROS T. BMW
11	31	9 ASHINGTON J. BMW	32	50 SMITH R. BMW	33	28 DUDMAN J. BMW
12	34	10 GLOSSOP D. BMW	35	76 HEATH N. BMW	36	72 FORD G. BMW
13	37	92 LEE J. BMW	38	66 CARNELL J. BMW	39	32 FIRTH A. BMW
14	40	70 CRAMPTON D. BMW				



No.	Rider	Nat	Team	Bike	Lap	Time	Gap
1	65 N. COATES		ADR Racing / Emie Cates Trak Days	BMW - F900 R	2	1'37.045	
2	25 T. STRUDWICK		Case Moto BMW	BMW - F900 R	6	1'37.148	0.103
3	77 J. ELLISON		Team SBR / Bathams Racing	BMW - F900 R	3	1'37.370	0.325
4	24 K. SMITH		Bowker Motorrad / Bathams Racing	BMW - F900 R	8	1'37.552	0.507
5	37 B. BURRELL		Halliwell Jones Mororrad	BMW - F900 R	4	1'37.599	0.554
6	59 R. VAREY		Stanford Fastine	BMW - F900 R	9	1'37.712	0.667
7	88 M. JOHNSON		Johnson Racing	BMW - F900 R	9	1'37.748	0.703
8	75 C. SMITH		SCH MotoPrep / Bathams Racing	BMW - F900 R	9	1'38.037	0.992
9	4 M. RUTTER		Bathams Racing	BMW - F900 R	9	1'38.086	1.041
10	13 D. SHEILS		Team ART OF RACING	BMW - F900 R	7	1'38.321	1.276
11	79 J. O'MARA		BRP Racing - Alton Compressors	BMW - F900 R	2	1'39.141	2.096
12	11 S. CARSON		Team Cryosol	BMW - F900 R	9	1'39.644	2.599
13	30 R. MCNEALY		McNealy Brown Ltd	BMW - F900 R	7	1'39.914	2.869
14	14 L. VELLA		2 Strokes Racing	BMW - F900 R	9	1'40.203	3.158
15	94 A. PEARSON		Pearson Racing	BMW - F900 R	4	1'40.276	3.231
16	56 M. SMITH		Smiffs Garage	BMW - F900 R	8	1'40.395	3.350
17	83 J. WALTON		KBP Racing	BMW - F900 R	6	1'40.550	3.505
18	44 H. PREBBLE		Harley Prebbe Racing / 2 Strokes Racing	BMW - F900 R	8	1'40.644	3.599
19	16 J. HANKS-ELLIOT		FHD Racing BMW Motorrad	BMW - F900 R	10	1'40.644	3.599
20	21 B. PLUMLEY		A&B Racing POWERED BY HMY	BMW - F900 R	10	1'40.701	3.656
21	19 S. BASTABLE		WSC Performance BMW	BMW - F900 R	7	1'40.813	3.768
22	99 J. CLEARY		JCR Motorsport	BMW - F900 R	7	1'41.621	4.576
23	58 L. DEVONPORT		Team ART OF RACING	BMW - F900 R	7	1'41.635	4.590
24	95 N. MACKENZIE		Bathams Racing	BMW - F900 R	10	1'41.918	4.873
25	6 P. HASLER		Team ART OF RACING	BMW - F900 R	7	1'41.982	4.937
26	8 M. EVANS		TITAN BEDS RACING	BMW - F900 R	8	1'42.146	5.101
27	9 J. ASHINGTON		Jordz Racing	BMW - F900 R	7	1'42.386	5.341
28	50 R. SMITH		SCH MotoPrep	BMW - F900 R	8	1'42.565	5.520
29	72 G. FORD		72 Racelife	BMW - F900 R	8	1'43.107	6.062
30	28 J. DUDMAN		CIRENCESTER	BMW - F900 R	7	1'43.128	6.083
31	66 J. CARNELL		CRT	BMW - F900 R	9	1'43.438	6.393
32	55 T. VIVEIROS		Army Motorcycle Road Race Team	BMW - F900 R	4	1'44.041	6.996
33	70 D. CRAMPTON		Dave Crampton Racing	BMW - F900 R	8	1'44.316	7.271
34	10 D. GLOSSOP		HelloDave Racing	BMW - F900 R	7	1'44.366	7.321
35	76 N. HEATH		HOD Racing	BMW - F900 R	7	1'44.667	7.622
36	32 A. FIRTH		IMP Racing	BMW - F900 R	10	1'44.845	7.800
37	92 J. LEE		DWR Racing	BMW - F900 R	10	1'45.137	8.092