

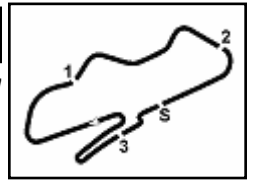


**Prosecco DOC UK Round, 12-14 July 2024
Results Race Heat 1**

Laps 8 = 32,184 Km - Time of Race 13'05.460 - Avg. 147,509 km/h

3.1

BMW



Donington Park 4.023 m

1 / 2

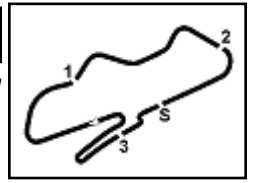
Pos	Grid	No. Rider	Nat	Team	Bike	LL	Gap	Rel.	Fastest Lap	Speed	Qualifying	Speed
1	1	25 T. STRUDWICK		Case Moto BMW	BMW - F900 R	8			1'37.699	206,1		208,9
2	5	77 J. ELLISON		Team SBR / Bathams Racing	BMW - F900 R	8	1.921	1.921	1'37.485	210,5		204,5
3	3	59 R. VAREY		Stanford Fastine	BMW - F900 R	8	2.499	0.578	1'37.400	210,9		210,5
4	4	37 B. BURRELL		Halliwel Jones Mororrad	BMW - F900 R	8	2.677	0.178	1'37.748	205,3		200,0
5	2	24 K. SMITH		Bowker Motorrad / Bathams Racing	BMW - F900 R	8	2.705	0.028	1'37.841	207,3		213,0
6	6	13 D. SHEILS		Team ART OF RACING	BMW - F900 R	8	13.737	11.032	1'39.324	207,3		205,7
7	7	11 S. CARSON		Team Cryosol	BMW - F900 R	8	16.105	2.368	1'39.527	205,3		206,9
8	8	2 D. COMPTON		BMW Dubai	BMW - F900 R	8	22.640	6.535	1'39.521	203,4		201,5
9	9	56 M. SMITH		Smiffs Garage	BMW - F900 R	8	27.366	4.726	1'40.493	203,4		203,8
10	22	73 J. KELLY		Team ART OF RACING	BMW - F900 R	8	30.070	2.704	1'39.991	210,9		
11	12	19 S. BASTABLE		WSC Performance BMW	BMW - F900 R	8	30.691	0.621	1'40.508	206,1		202,6
12	11	44 H. PREBBLE		Harley Prebbe Racing / 2 Strokes Racing	BMW - F900 R	8	30.922	0.231	1'40.759	210,1		204,9
13	14	6 P. HASLER		Team ART OF RACING	BMW - F900 R	8	32.599	1.677	1'41.070	204,9		206,1
14	10	58 L. DEVONPORT		Team ART OF RACING	BMW - F900 R	8	33.154	0.555	1'41.522	203,8		205,7
15	13	8 M. EVANS		TITAN BEDS RACING	BMW - F900 R	8	39.303	6.149	1'41.999	202,2		205,7
16	17	28 J. DUDMAN		CIRENCESTER	BMW - F900 R	8	52.247	12.944	1'43.720	200,4		198,9
17	16	66 J. CARNELL		CRT	BMW - F900 R	8	53.120	0.873	1'43.973	199,6		196,7
18	19	76 N. HEATH		HOD Racing	BMW - F900 R	8	1'00.535	7.415	1'44.191	203,0		203,0
19	18	70 D. CRAMPTON		Dave Crampton Racing	BMW - F900 R	8	1'09.633	9.098	1'45.214	200,0		201,5
20	20	32 A. FIRTH		IMP Racing	BMW - F900 R	8	1'09.758	0.125	1'44.976	204,9		200,7
21	21	27 G. BELLOSSI		Team ADR	BMW - F900 R	8	1'42.032	32.274	1'49.840	199,6		198,5
-----Not Classified-----												
RET	15	50 R. SMITH		SCH MotoPrep	BMW - F900 R	4	4 Laps		1'44.136	197,8		199,3

AIR	Humidity:	69%	Temp:	16°C
TRACK	Condition:	Dry	Temp:	19°C

Race Fastest Lap	[New Record]	Lap 3	R.Varey	1'37.400	148,694 Km/h
------------------	--------------	-------	---------	----------	--------------

13/07/2024 Start 10:10 End 10:25 The results are provisional until the end of the time limit for protests and appeals and the completion of the technical checks.

These data/results cannot be reproduced, stored and/or transmitted in whole or in part by any manner of electronic, mechanical, photocopying, recording, broadcasting or otherwise now known or herein after developed without the previous express consent by the copyright owner, except for reproduction in daily press and regular printed publications on sale to the public within 60 days of the event related to those data/results and always provided that copyright symbol appears together as follows below.

**Prosecco DOC UK Round, 12-14 July 2024
Results Race Heat 1****Race Highlights**

Time	No. Rider	Description
10.08.00		Warm Up Lap Started
10.10.29		Start of Session
10.12.39		No Jump Starts
10.18.57		2/3 of Race Distance Completed
10.20.24	50 R. SMITH	#50 Crashed - Turn 12
10.25.24		End of Session

13/07/2024 Start End The results are provisional until the end of the time limit for protests and appeals
10:10 10:25 and the completion of the technical checks.

These data/results cannot be reproduced, stored and/or transmitted in whole or in part by any manner of electronic, mechanical, photocopying, recording, broadcasting or otherwise now known or herein after developed without the previous express consent by the copyright owner, except for reproduction in daily press and regular printed publications on sale to the public within 60 days of the event related to those data/results and always provided that copyright symbol appears together as follows below.

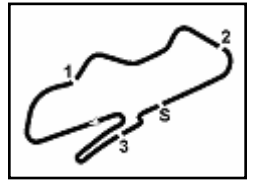


**BMW MOTORRAD
F 900 R CUP**

**Prosecco DOC UK Round, 12-14 July 2024
Lap Chart Race Heat 1**

3.2

BMW



Donington Park 4.023 m

1 / 3

	Lap							
	1	2	3	4	5	6	7	8
1	25	25	25	25	25	25	25	25
2	24	24	24	24	59	59	59	77
3	37	37	37	37	24	24	77	59
4	59	77	59	59	77	77	24	37
5	77	59	77	77	37	37	37	24
6	13	13	13	13	13	13	13	13
7	2	2	11	11	11	11	11	11
8	11	11	2	2	2	2	2	2
9	56	56	56	56	56	56	56	56
10	6	6	6	6	44	44	44	73
11	44	44	19	44	19	19	73	19
12	19	19	44	19	58	73	19	44
13	73	58	58	58	6	58	6	6
14	58	8	8	73	73	6	58	58
15	8	73	73	8	8	8	8	8
16	50	50	66	66	66	66	28	28
17	66	66	50	28	28	28	66	66
18	28	28	28	50	76	76	76	76
19	70	76	76	76	32	32	32	70
20	76	70	70	70	70	70	70	32
21	32	32	32	32	27	27	27	27
22	27	27	27	27				

Final Result		
1	25 T. STRUDWICK	Laps 8
2	77 J. ELLISON	1.921
3	59 R. VAREY	2.499
4	37 B. BURRELL	2.677
5	24 K. SMITH	2.705
6	13 D. SHEILS	13.737
7	11 S. CARSON	16.105
8	2 D. COMPTON	22.640
9	56 M. SMITH	27.366
10	73 J. KELLY	30.070
11	19 S. BASTABLE	30.691
12	44 H. PREBBLE	30.922
13	6 P. HASLER	32.599
14	58 L. DEVONPORT	33.154
15	8 M. EVANS	39.303
16	28 J. DUDMAN	52.247
17	66 J. CARNELL	53.120
18	76 N. HEATH	1'00.535
19	70 D. CRAMPTON	1'09.633
20	32 A. FIRTH	1'09.758
21	27 G. BELLOSSI	1'42.032
RET	50 R. SMITH	4 Laps

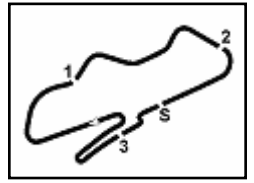
13/07/2024

These data/results cannot be reproduced, stored and/or transmitted in whole or in part by any manner of electronic, mechanical, photocopying, recording, broadcasting or otherwise now known or herein after developed without the previous express consent by the copyright owner, except for reproduction in daily press and regular printed publications on sale to the public within 60 days of the event related to those data/results and always provided that copyright symbol appears together as follows below.

© DORNA WSBK ORGANIZATION Srl 2024



**Prosecco DOC UK Round, 12-14 July 2024
Lap Chart Race Heat 1**



Donington Park 4.023 m

Lap 1		
1	25	T.Strudwick 1'40.523
2	24	K.Smith 0.336
3	37	B.Burrell 0.817
4	59	R.Varey 1.159
5	77	J.Ellison 1.440
6	13	D.Sheils 1.994
7	2	D.Compton 2.541
8	11	S.Carson 2.838
9	56	M.Smith 3.752
10	6	P.Hasler 4.412
11	44	H.Prebble 5.013
12	19	S.Bastable 5.263
13	73	J.Kelly 5.727
14	58	L.Devonport 5.941
15	8	M.Evans 6.541
16	50	R.Smith 8.306
17	66	J.Carnell 8.722
18	28	J.Dudman 9.476
19	70	D.Crampton 10.007
20	76	N.Heath 10.400
21	32	A.Firth 11.051
22	27	G.Bellossi 13.707

Lap 4		
1	25	T.Strudwick 6'34.308
2	24	K.Smith 0.657
3	37	B.Burrell 0.901
4	59	R.Varey 1.130
5	77	J.Ellison 1.330
6	13	D.Sheils 6.729
7	11	S.Carson 7.901
8	2	D.Compton 8.353
9	56	M.Smith 12.436
10	6	P.Hasler 16.249
11	44	H.Prebble 16.576
12	19	S.Bastable 17.022
13	58	L.Devonport 17.285
14	73	J.Kelly 19.905
15	8	M.Evans 20.478
16	66	J.Carnell 27.201
17	28	J.Dudman 27.990
18	50	R.Smith 28.179
19	76	N.Heath 29.373
20	70	D.Crampton 35.136
21	32	A.Firth 35.677
22	27	G.Bellossi 50.994

2	59	R.Varey 1.138
3	77	J.Ellison 1.598
4	24	K.Smith 1.860
5	37	B.Burrell 2.353
6	13	D.Sheils 11.609
7	11	S.Carson 13.677
8	2	D.Compton 16.330
9	56	M.Smith 23.590
10	44	H.Prebble 27.005
11	73	J.Kelly 27.294
12	19	S.Bastable 27.914
13	6	P.Hasler 28.727
14	58	L.Devonport 29.281
15	8	M.Evans 33.708
16	28	J.Dudman 46.258
17	66	J.Carnell 46.435
18	76	N.Heath 51.835
19	32	A.Firth 1'01.552
20	70	D.Crampton 1'01.680
21	27	G.Bellossi 1'29.370

Lap 2		
1	25	T.Strudwick 3'18.650
2	24	K.Smith 0.435
3	37	B.Burrell 0.740
4	77	J.Ellison 1.466
5	59	R.Varey 1.721
6	13	D.Sheils 3.249
7	2	D.Compton 3.935
8	11	S.Carson 4.238
9	56	M.Smith 6.118
10	6	P.Hasler 8.078
11	44	H.Prebble 8.440
12	19	S.Bastable 8.638
13	58	L.Devonport 9.440
14	8	M.Evans 10.467
15	73	J.Kelly 12.735
16	50	R.Smith 14.315
17	66	J.Carnell 14.644
18	28	J.Dudman 15.111
19	76	N.Heath 16.499
20	70	D.Crampton 17.094
21	32	A.Firth 17.900
22	27	G.Bellossi 26.045

Lap 5		
1	25	T.Strudwick 8'12.013
2	59	R.Varey 0.838
3	24	K.Smith 1.300
4	77	J.Ellison 1.611
5	37	B.Burrell 1.827
6	13	D.Sheils 8.348
7	11	S.Carson 9.755
8	2	D.Compton 10.239
9	56	M.Smith 16.106
10	44	H.Prebble 20.942
11	19	S.Bastable 21.286
12	58	L.Devonport 21.614
13	6	P.Hasler 21.884
14	73	J.Kelly 22.640
15	8	M.Evans 24.772
16	66	J.Carnell 33.469
17	28	J.Dudman 34.347
18	76	N.Heath 36.305
19	32	A.Firth 44.747
20	70	D.Crampton 45.022
21	27	G.Bellossi 1'03.573

Lap 8		
1	25	T.Strudwick 13'05.460
2	77	J.Ellison 1.921
3	59	R.Varey 2.499
4	37	B.Burrell 2.677
5	24	K.Smith 2.705
6	13	D.Sheils 13.737
7	11	S.Carson 16.105
8	2	D.Compton 22.640
9	56	M.Smith 27.366
10	73	J.Kelly 30.070
11	19	S.Bastable 30.691
12	44	H.Prebble 30.922
13	6	P.Hasler 32.599
14	58	L.Devonport 33.154
15	8	M.Evans 39.303
16	28	J.Dudman 52.247
17	66	J.Carnell 53.120
18	76	N.Heath 1'00.535
19	70	D.Crampton 1'09.633
20	32	A.Firth 1'09.758
21	27	G.Bellossi 1'42.032

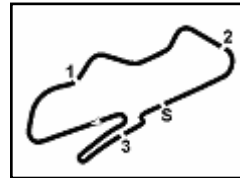
Lap 3		
1	25	T.Strudwick 4'56.425
2	24	K.Smith 0.634
3	37	B.Burrell 1.036
4	59	R.Varey 1.346
5	77	J.Ellison 1.728
6	13	D.Sheils 5.064
7	11	S.Carson 6.023
8	2	D.Compton 6.521
9	56	M.Smith 9.446
10	6	P.Hasler 12.364
11	19	S.Bastable 12.785
12	44	H.Prebble 12.965
13	58	L.Devonport 13.249
14	8	M.Evans 15.677
15	73	J.Kelly 17.571
16	66	J.Carnell 21.073
17	50	R.Smith 21.288
18	28	J.Dudman 21.663
19	76	N.Heath 22.915
20	70	D.Crampton 26.310
21	32	A.Firth 26.477
22	27	G.Bellossi 39.037

Lap 6		
1	25	T.Strudwick 9'49.712
2	59	R.Varey 1.104
3	24	K.Smith 1.442
4	77	J.Ellison 1.693
5	37	B.Burrell 2.097
6	13	D.Sheils 10.052
7	11	S.Carson 11.726
8	2	D.Compton 12.764
9	56	M.Smith 20.200
10	44	H.Prebble 24.263
11	19	S.Bastable 24.667
12	73	J.Kelly 25.320
13	58	L.Devonport 25.437
14	6	P.Hasler 25.674
15	8	M.Evans 29.313
16	66	J.Carnell 39.855
17	28	J.Dudman 40.389
18	76	N.Heath 43.874
19	32	A.Firth 53.351
20	70	D.Crampton 53.452
21	27	G.Bellossi 1'16.720

Lap 7		
1	25	T.Strudwick 11'27.729



**Prosecco DOC UK Round, 12-14 July 2024
Lap Chart Race Heat 1**



Donington Park 4.023 m

Race Pace Comparison


	25 Str	77 Ell	59 Var	37 Bur	24 SmK	13 She	11 Car	2 Com	56 SmM	73 Kel	19 Bas	44 Pre	6 Has	58 Dev
1	1'40.523	1'41.963	1'41.682	1'41.340	1'40.859	1'42.517	1'43.361	1'43.064	1'44.275	1'46.250	1'45.786	1'45.536	1'44.935	1'46.464
2	1'38.127	1'38.153	1'38.689	1'38.050	1'38.226	1'39.382	1'39.527	1'39.521	1'40.493	1'45.135	1'41.502	1'41.554	1'41.793	1'41.626
3	1'37.775	1'38.037	1'37.400	1'38.071	1'37.974	1'39.590	1'39.560	1'40.361	1'41.103	1'42.611	1'41.922	1'42.300	1'42.061	1'41.584
4	1'37.883	1'37.485	1'37.667	1'37.748	1'37.906	1'39.548	1'39.761	1'39.715	1'40.873	1'40.217	1'42.120	1'41.494	1'41.768	1'41.919
5	1'37.705	1'37.986	1'37.413	1'38.631	1'38.348	1'39.324	1'39.559	1'39.591	1'41.375	1'40.440	1'41.969	1'42.071	1'43.340	1'42.034
6	1'37.699	1'37.781	1'37.965	1'37.969	1'37.841	1'39.403	1'39.670	1'40.224	1'41.793	1'40.379	1'41.080	1'41.020	1'41.489	1'41.522
7	1'38.017	1'37.922	1'38.051	1'38.273	1'38.435	1'39.574	1'39.968	1'41.583	1'41.407	1'39.991	1'41.264	1'40.759	1'41.070	1'41.861
8	1'37.731	1'38.054	1'39.092	1'38.055	1'38.576	1'39.859	1'40.159	1'44.041	1'41.507	1'40.507	1'40.508	1'41.648	1'41.603	1'41.604

	8 Eva	28 Dud	66 Cal	76 Hea	70 Cra	32 Fir	27 Bel	50 SmR
1	1'47.064	1'49.999	1'49.245	1'50.923	1'50.530	1'51.574	1'54.230	1'48.829
2	1'42.053	1'43.762	1'44.049	1'44.226	1'45.214	1'44.976	1'50.465	1'44.136
3	1'42.985	1'44.327	1'44.204	1'44.191	1'46.991	1'46.352	1'50.767	1'44.748
4	1'42.684	1'44.210	1'44.011	1'44.341	1'46.709	1'47.083	1'49.840	1'44.774
5	1'41.999	1'44.062	1'43.973	1'44.637	1'47.591	1'46.775	1'50.284	
6	1'42.240	1'43.741	1'44.085	1'45.268	1'46.129	1'46.303	1'50.846	
7	1'42.412	1'43.886	1'44.597	1'45.978	1'46.245	1'46.218	1'50.667	
8	1'43.326	1'43.720	1'44.416	1'46.431	1'45.684	1'45.937	1'50.393	



**Prosecco DOC UK Round, 12-14 July 2024
Best Sectors & Speed Race Heat 1**

3.3
BMW



Donington Park 4.023 m

RESULTS			
1	25	T. STRUDWICK	BMW - F900 R
2	77	J. ELLISON	BMW - F900 R
3	59	R. VAREY	BMW - F900 R
4	37	B. BURRELL	BMW - F900 R
5	24	K. SMITH	BMW - F900 R
6	13	D. SHEILS	BMW - F900 R
7	11	S. CARSON	BMW - F900 R
8	2	D. COMPTON	BMW - F900 R
9	56	M. SMITH	BMW - F900 R
10	73	J. KELLY	BMW - F900 R
11	19	S. BASTABLE	BMW - F900 R
12	44	H. PREBBLE	BMW - F900 R
13	6	P. HASLER	BMW - F900 R
14	58	L. DEVONPORT	BMW - F900 R
15	8	M. EVANS	BMW - F900 R
16	28	J. DUDMAN	BMW - F900 R
17	66	J. CARNELL	BMW - F900 R
18	76	N. HEATH	BMW - F900 R
19	70	D. CRAMPTON	BMW - F900 R
20	32	A. FIRTH	BMW - F900 R
21	27	G. BELLOSSI	BMW - F900 R
RET	50	R. SMITH	BMW - F900 R
			Laps 8

SPEED			
1	59	R. VAREY	BMW - F900 R
2	73	J. KELLY	BMW - F900 R
3	77	J. ELLISON	BMW - F900 R
4	44	H. PREBBLE	BMW - F900 R
5	13	D. SHEILS	BMW - F900 R
6	24	K. SMITH	BMW - F900 R
7	25	T. STRUDWICK	BMW - F900 R
8	19	S. BASTABLE	BMW - F900 R
9	37	B. BURRELL	BMW - F900 R
10	11	S. CARSON	BMW - F900 R
11	32	A. FIRTH	BMW - F900 R
12	6	P. HASLER	BMW - F900 R
13	58	L. DEVONPORT	BMW - F900 R
14	2	D. COMPTON	BMW - F900 R
15	56	M. SMITH	BMW - F900 R
16	76	N. HEATH	BMW - F900 R
17	8	M. EVANS	BMW - F900 R
18	28	J. DUDMAN	BMW - F900 R
19	70	D. CRAMPTON	BMW - F900 R
20	66	J. CARNELL	BMW - F900 R
21	27	G. BELLOSSI	BMW - F900 R
22	50	R. SMITH	BMW - F900 R

SEG. 1	
1	24 K. SMITH 20.918
2	77 J. ELLISON 21.014
3	25 T. STRUDWICK 21.050
4	59 R. VAREY 21.124
5	37 B. BURRELL 21.167
6	73 J. KELLY 21.402
7	11 S. CARSON 21.446
8	2 D. COMPTON 21.455
9	13 D. SHEILS 21.460
10	56 M. SMITH 21.541
11	44 H. PREBBLE 21.562
12	19 S. BASTABLE 21.633
13	58 L. DEVONPORT 21.661
14	8 M. EVANS 21.735
15	6 P. HASLER 21.825
16	76 N. HEATH 22.245
17	50 R. SMITH 22.274
18	28 J. DUDMAN 22.373
19	66 J. CARNELL 22.388
20	32 A. FIRTH 22.460
21	70 D. CRAMPTON 22.468
22	27 G. BELLOSSI 23.339

SEG. 2	
1	77 J. ELLISON 26.254
2	37 B. BURRELL 26.273
3	59 R. VAREY 26.299
4	24 K. SMITH 26.375
5	25 T. STRUDWICK 26.489
6	13 D. SHEILS 26.808
7	73 J. KELLY 26.828
8	2 D. COMPTON 26.902
9	11 S. CARSON 26.928
10	44 H. PREBBLE 27.046
11	19 S. BASTABLE 27.070
12	58 L. DEVONPORT 27.188
13	56 M. SMITH 27.253
14	6 P. HASLER 27.325
15	8 M. EVANS 27.828
16	50 R. SMITH 27.942
17	28 J. DUDMAN 27.972
18	66 J. CARNELL 28.004
19	32 A. FIRTH 28.148
20	76 N. HEATH 28.249
21	70 D. CRAMPTON 28.426
22	27 G. BELLOSSI 29.545

SEG. 3	
1	59 R. VAREY 24.340
2	37 B. BURRELL 24.505
3	77 J. ELLISON 24.532
4	25 T. STRUDWICK 24.552
5	24 K. SMITH 24.647
6	11 S. CARSON 24.807
7	13 D. SHEILS 24.931
8	19 S. BASTABLE 25.157
9	2 D. COMPTON 25.189
10	73 J. KELLY 25.249
11	44 H. PREBBLE 25.266
12	6 P. HASLER 25.393
13	58 L. DEVONPORT 25.401
14	56 M. SMITH 25.409
15	8 M. EVANS 25.817
16	76 N. HEATH 25.870
17	28 J. DUDMAN 26.025
18	66 J. CARNELL 26.147
19	50 R. SMITH 26.162
20	32 A. FIRTH 26.524
21	70 D. CRAMPTON 26.658
22	27 G. BELLOSSI 27.321

SEG. 4	
1	59 R. VAREY 25.314
2	25 T. STRUDWICK 25.390
3	77 J. ELLISON 25.417
4	24 K. SMITH 25.478
5	37 B. BURRELL 25.555
6	13 D. SHEILS 25.691
7	11 S. CARSON 25.745
8	2 D. COMPTON 25.822
9	56 M. SMITH 25.928
10	73 J. KELLY 25.957
11	8 M. EVANS 26.197
12	6 P. HASLER 26.368
13	44 H. PREBBLE 26.419
14	19 S. BASTABLE 26.495
15	58 L. DEVONPORT 26.542
16	28 J. DUDMAN 26.700
17	66 J. CARNELL 27.182
18	76 N. HEATH 27.219
19	50 R. SMITH 27.239
20	70 D. CRAMPTON 27.453
21	32 A. FIRTH 27.738
22	27 G. BELLOSSI 28.917

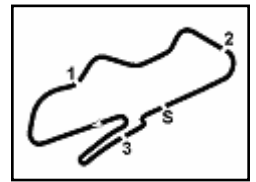
13/07/2024

These data/results cannot be reproduced, stored and/or transmitted in whole or in part by any manner of electronic, mechanical, photocopying, recording, broadcasting or otherwise now known or herein after developed without the previous express consent by the copyright owner, except for reproduction in daily press and regular printed publications on sale to the public within 60 days of the event related to those data/results and always provided that copyright symbol appears together as follows below.

© DORNA WSBK ORGANIZATION Srl 2024



Prosecco DOC UK Round, 12-14 July 2024
Chronological Analysis Race Heat 1



Donington Park 4.023 m

Start at 10:10'25.253

Lap	Seg1	Seg2	Seg3	Seg4	Lap Time	km/h	Local Time
1		27.400	25.575	26.678	1'45.536	209,3	10:12'10.789
2	21.807	27.258	25.571	26.918	1'41.554	208,9	10:13'52.343
3	21.900	27.708	25.697	26.995	1'42.300	208,5	10:15'34.643
4	21.819	27.379	25.703	26.593	1'41.494	210,1	10:17'16.137
5	21.959	27.921	25.749	26.442	1'42.071	204,9	10:18'58.208
6	21.650	27.117	25.638	26.615	1'41.020	202,2	10:20'39.228
7	21.716	27.046	25.578	26.419	1'40.759	204,9	10:22'19.987
8	21.562	27.741	25.266	27.079	1'41.648	203,8	10:24'01.635
Race Time 13'36.382							

13° 6 P. HASLER [1'41.070]							
Lap	Seg1	Seg2	Seg3	Seg4	Lap Time	km/h	Local Time
1		27.413	25.393	26.473	1'44.935	204,9	10:12'10.188
2	21.849	27.497	25.846	26.601	1'41.793	204,5	10:13'51.981
3	22.106	27.691	25.740	26.524	1'42.061	202,6	10:15'34.042
4	21.830	27.678	25.837	26.423	1'41.768	203,0	10:17'15.810
5	22.033	29.085	25.757	26.465	1'43.340	204,5	10:18'59.150
6	21.826	27.325	25.405	26.933	1'41.489	202,6	10:20'40.639
7	21.825	27.434	25.443	26.368	1'41.070	202,6	10:22'21.709
8	21.885	27.502	25.608	26.608	1'41.603	202,6	10:24'03.312
Race Time 13'38.059							

14° 58 L. DEVONPORT [1'41.522]							
Lap	Seg1	Seg2	Seg3	Seg4	Lap Time	km/h	Local Time
1		27.647	26.062	26.756	1'46.464	203,4	10:12'11.717
2	22.239	27.191	25.401	26.795	1'41.626	201,5	10:13'53.343
3	21.661	27.359	25.662	26.902	1'41.584	203,0	10:15'34.927
4	21.849	27.421	25.557	27.092	1'41.919	203,8	10:17'16.846
5	22.035	27.942	25.515	26.542	1'42.034	203,4	10:18'58.880
6	21.845	27.188	25.557	26.932	1'41.522	199,3	10:20'40.402
7	21.869	27.352	25.846	26.794	1'41.861	197,4	10:22'22.263
8	22.006	27.420	25.565	26.613	1'41.604	198,9	10:24'03.867
Race Time 13'38.614							

15° 8 M. EVANS [1'41.999]							
Lap	Seg1	Seg2	Seg3	Seg4	Lap Time	km/h	Local Time
1		27.976	25.952	26.596	1'47.064	202,2	10:12'12.317
2	22.211	27.828	25.817	26.197	1'42.053	201,5	10:13'54.370
3	21.735	28.530	26.181	26.539	1'42.985	200,4	10:15'37.355
4	22.022	28.183	26.160	26.319	1'42.684	199,6	10:17'20.039
5	21.791	27.992	25.925	26.291	1'41.999	201,1	10:19'02.038
6	21.837	28.084	26.000	26.319	1'42.240	200,4	10:20'44.278
7	22.025	27.978	25.977	26.432	1'42.412	200,0	10:22'26.690
8	22.157	28.323	26.174	26.672	1'43.326	198,9	10:24'10.016
Race Time 13'44.763							

16° 28 J. DUDMAN [1'43.720]							
Lap	Seg1	Seg2	Seg3	Seg4	Lap Time	km/h	Local Time
1		28.691	26.553	27.276	1'49.999	200,4	10:12'15.252
2		28.043	26.088	27.258	1'43.762	198,5	10:13'59.014
3	22.373	28.142	26.429	27.383	1'44.327	197,8	10:15'43.341
4	22.562	28.189	26.352	27.107	1'44.210	196,0	10:17'27.551
5	22.706	27.995	26.025	27.336	1'44.062	196,4	10:19'11.613
6	22.531	28.037	26.123	27.050	1'43.741	194,6	10:20'55.354
7	22.399	27.972	26.494	27.021	1'43.886	196,7	10:22'39.240
8	22.684	28.304	26.032	26.700	1'43.720	193,9	10:24'22.960
Race Time 13'57.707							

17° 66 J. CARNELL [1'43.973]							
Lap	Seg1	Seg2	Seg3	Seg4	Lap Time	km/h	Local Time
1		28.445	26.432	27.548	1'49.245	199,6	10:12'14.498
2	22.404	28.165	26.229	27.251	1'44.049	198,2	10:13'58.547
3	22.434	28.187	26.374	27.209	1'44.204	195,3	10:15'42.751
4	22.523	28.004	26.294	27.190	1'44.011	194,6	10:17'26.762
5	22.388	28.049	26.271	27.265	1'43.973	194,6	10:19'10.735
6	22.423	28.061	26.287	27.314	1'44.085	194,6	10:20'54.820
7	22.403	28.071	26.363	27.760	1'44.597	193,5	10:22'39.417

18° 76 N. HEATH [1'44.191]							
Lap	Seg1	Seg2	Seg3	Seg4	Lap Time	km/h	Local Time
1		28.869	26.308	27.983	1'50.923	201,9	10:12'16.176
2	22.487	28.249	26.079	27.411	1'44.226	203,0	10:14'00.402
3	22.245	28.259	26.078	27.609	1'44.191	201,1	10:15'44.593
4	22.493	28.631	25.998	27.219	1'44.341	198,9	10:17'28.934
5	22.779	28.430	25.870	27.558	1'44.637	198,9	10:19'13.571
6	22.572	28.523	26.039	28.134	1'45.268	200,7	10:20'58.839
7	22.872	29.129	26.149	27.828	1'45.978	198,2	10:22'44.817
8	22.915	29.169	26.353	27.994	1'46.431	197,8	10:24'31.248
Race Time 14'05.995							

19° 70 D. CRAMPTON [1'45.214]							
Lap	Seg1	Seg2	Seg3	Seg4	Lap Time	km/h	Local Time
1		28.611	26.732	27.882	1'50.530	200,0	10:12'15.783
2	22.474	28.426	26.759	27.555	1'45.214	198,5	10:14'00.997
3	22.468	28.805	27.252	28.466	1'46.991	197,4	10:15'47.988
4	23.081	28.703	27.088	27.837	1'46.709	194,6	10:17'34.697
5	23.154	28.871	27.321	28.245	1'47.591	194,2	10:19'22.288
6	22.816	28.607	26.786	27.920	1'46.129	198,9	10:21'08.417
7	22.992	28.632	26.905	27.716	1'46.245	197,1	10:22'54.662
8	23.010	28.563	26.658	27.453	1'45.684	198,2	10:24'40.346
Race Time 14'15.093							

20° 32 A. FIRTH [1'44.976]							
Lap	Seg1	Seg2	Seg3	Seg4	Lap Time	km/h	Local Time
1		29.210	26.569	27.818	1'51.574	204,9	10:12'16.827
2	22.460	28.254	26.524	27.738	1'44.976	203,4	10:14'01.803
3	22.522	28.148	26.965	28.717	1'46.352	200,4	10:15'48.155
4	23.259	28.715	27.177	27.932	1'47.083	198,9	10:17'35.238
5	22.960	28.772	26.953	28.090	1'46.775	199,6	10:19'22.013
6	22.827	28.530	26.753	28.193	1'46.303	198,5	10:21'08.316
7	22.756	28.579	26.896	27.987	1'46.218	196,7	10:22'54.534
8	22.965	28.464	26.624	27.884	1'45.937	197,8	10:24'40.471
Race Time 14'15.218							

21° 27 G. BELLOSSI [1'49.840]							
Lap	Seg1	Seg2	Seg3	Seg4	Lap Time	km/h	Local Time
1		29.654	27.352	28.917	1'54.230	199,6	10:12'19.483
2	23.454	29.545	27.502	29.964	1'50.465	196,0	10:14'09.948
3	23.465	30.364	27.751	29.187	1'50.767	195,7	10:16'00.715
4	23.339	29.892	27.610	28.999	1'49.840	194,6	10:17'50.555
5	23.648	29.876	27.321	29.439	1'50.284	197,1	10:19'40.839
6	23.679	29.834	27.987	29.346	1'50.846	196,4	10:21'31.685
7	23.609	30.070	27.547	29.441	1'50.667	194,9	10:23'22.352
8	23.457	29.959	27.672	29.305	1'50.393	194,2	10:25'12.745
Race Time 14'47.492							

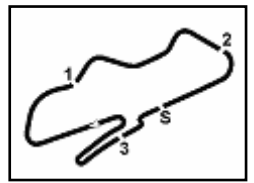
RET 50 R. SMITH [1'44.136]							
Lap	Seg1	Seg2	Seg3	Seg4	Lap Time	km/h	Local Time
1		28.115	26.325	27.423	1'48.829	197,8	10:12'14.082
2	22.466	28.091	26.340	27.239	1'44.136	195,7	10:13'58.218
3	22.496	28.287	26.703	27.262	1'44.748	195,7	10:15'42.966
4	22.571	28.189	26.378	27.636	1'44.774	197,1	10:17'27.740
5	22.274	27.942	26.162			197,1	
Race Time 7'02.487							

13/07/2024

P = Pits In/Out - C = Lap Time Cancelled

These data/results cannot be reproduced, stored and/or transmitted in whole or in part by any manner of electronic, mechanical, photocopying, recording, broadcasting or otherwise now known or herein after developed without the previous express consent by the copyright owner, except for reproduction in daily press and regular printed publications on sale to the public within 60 days of the event related to those data/results and always provided that copyright symbol appears together as follows below.

© DORNA WSBK ORGANIZATION Srl 2024



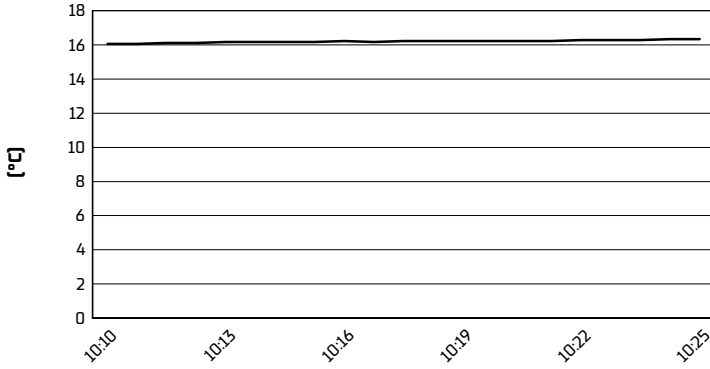
Donington Park 4.023 m

Prosecco DOC UK Round, 12-14 July 2024

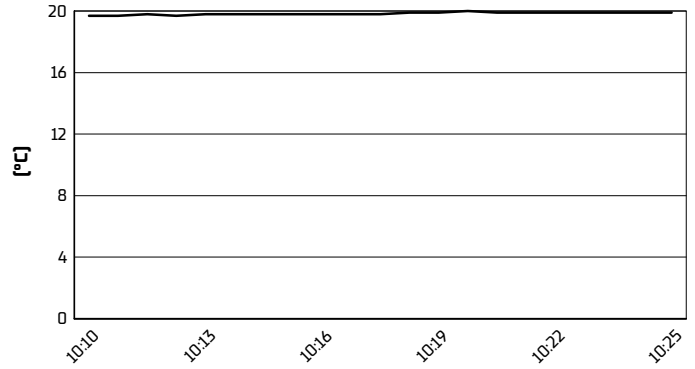
Weather Report Race Heat 1

Session started 10:10 - Session ended 10:25

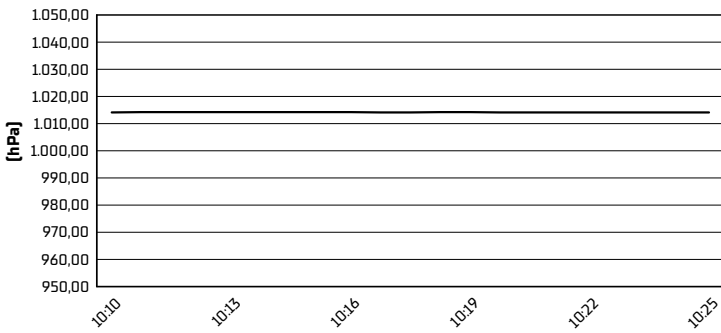
Air Temperature



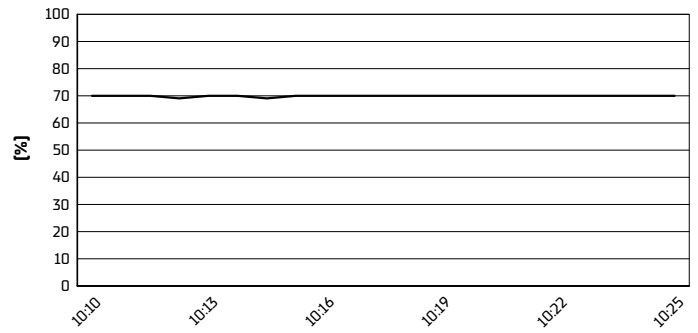
Track Temperature



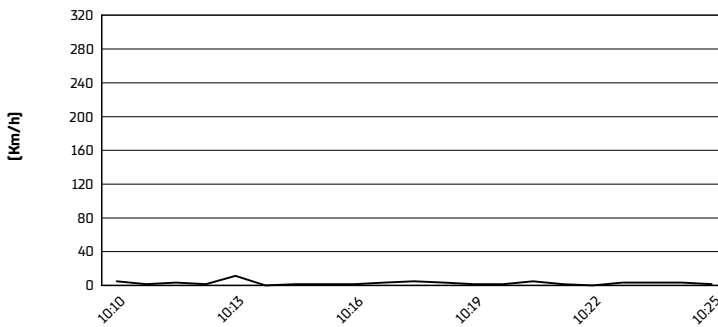
Air Pressure



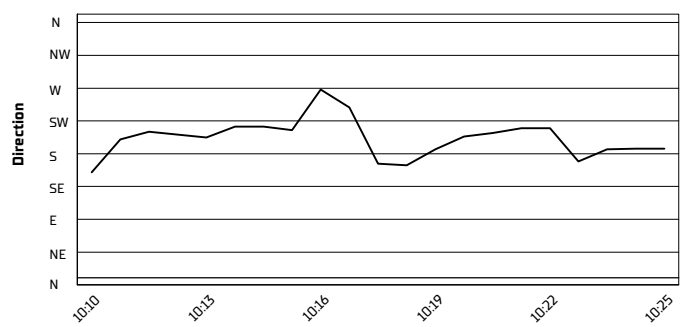
Humidity



Wind Speed



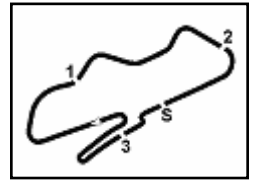
Wind Direction



13/07/2024

These data/results cannot be reproduced, stored and/or transmitted in whole or in part by any manner of electronic, mechanical, photocopying, recording, broadcasting or otherwise now known or herein after developed without the previous express consent by the copyright owner, except for reproduction in daily press and regular printed publications on sale to the public within 60 days of the event related to those data/results and always provided that copyright symbol appears together as follows below.

© DORNA WSBK ORGANIZATION Srl 2024

**Prosecco DOC UK Round, 12-14 July 2024****Starting Grid - Heat 1 [8 Laps x 4,023 km = 32,184 km]**

1	1	25 STRUDWICK T. BMW 1'37.125	2	24 SMITH K. BMW 1'37.747	3	59 VAREY R. BMW 1'37.900
2	4	37 BURRELL B. BMW 1'37.939	5	77 ELLISON J. BMW 1'38.770	6	13 SHEILS D. BMW 1'39.616
3	7	11 CARSON S. BMW 1'39.942	8	2 COMPTON D. BMW 1'40.125	9	56 SMITH M. BMW 1'40.702
4	10	58 DEVONPORT L. BMW 1'41.029	11	44 PREBBLE H. BMW 1'41.344	12	19 BASTABLE S. BMW 1'41.394
5	13	8 EVANS M. BMW 1'42.175	14	6 HASLER P. BMW 1'42.365	15	50 SMITH R. BMW 1'43.109
6	16	66 CARNELL J. BMW 1'43.393	17	28 DUDMAN J. BMW 1'43.772	18	70 CRAMPTON D. BMW 1'44.071
7	19	76 HEATH N. BMW 1'44.243	20	32 FIRTH A. BMW 1'45.812	21	27 BELLOSSI G. BMW
8	22	73 KELLY J. BMW				