

MSVT
RACING



ENDURO KA

MSVR
MOTORSPORT VISION RACING

Ford Power Live
Brands Hatch Indy
15th September 2024

T S L
SPORTS TIMING
TIMING SOLUTIONS LTD

Timing & Results Provided by Timing Solutions Ltd

www.tsl-timing.com



BrandsHatch

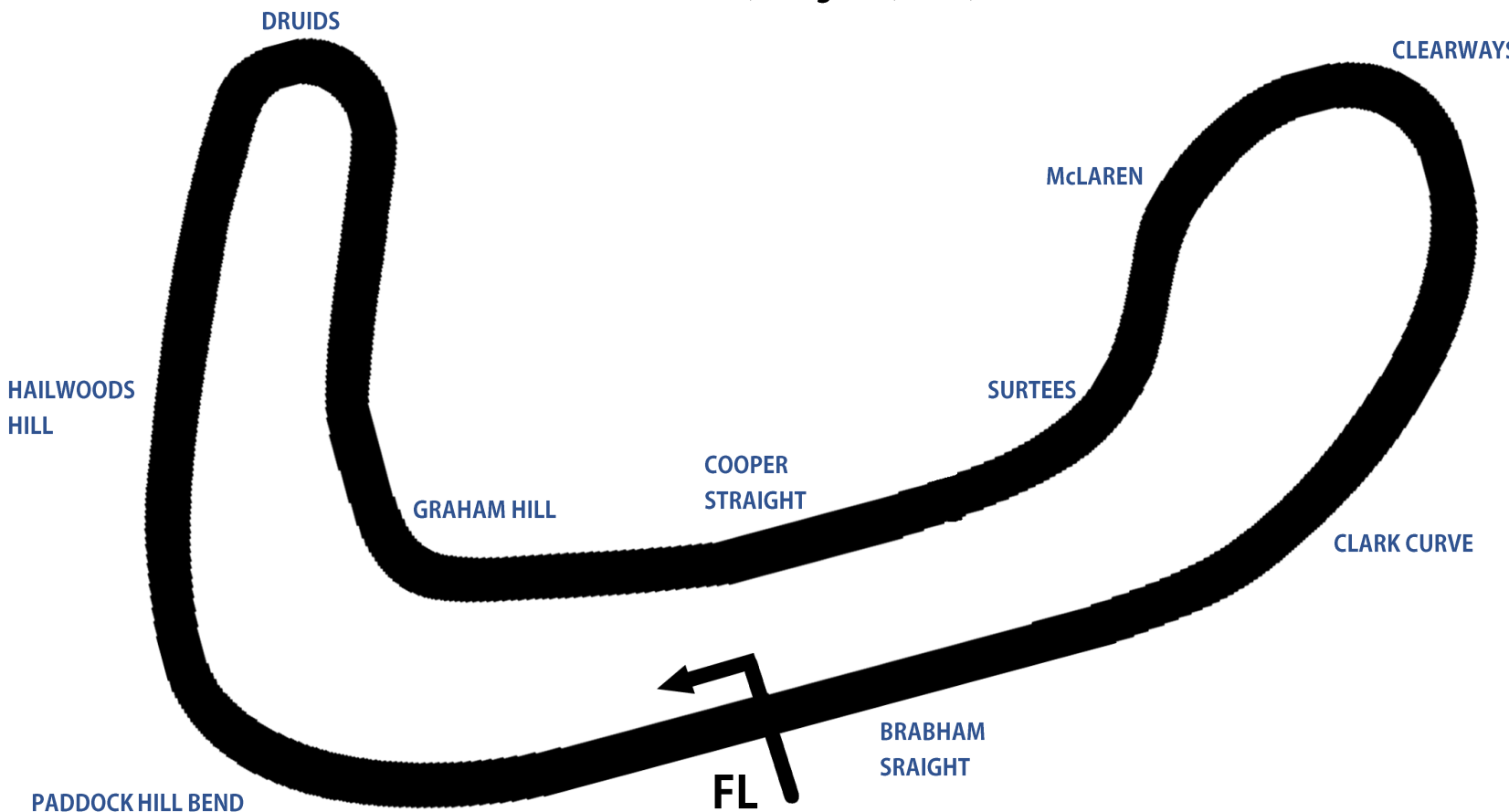
Brands Hatch Indy Circuit

Fawkham, Longfield, Kent, UK

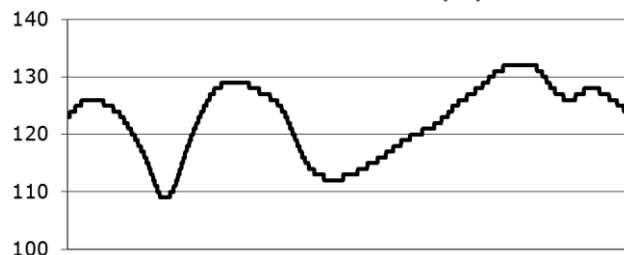


SPORTS TIMING

TIMING SOLUTIONS LTD



Circuit Altitude (m)



| | | | |
|-----------------------------|------------------------------------|------------|-----------|
| Length | 1.2079 miles 1.944 km 1944.0 m | | |
| FL | | 51.36032 N | 0.26032 E |
| Pit Entry | 1669m | 51.35911 N | 0.25743 E |
| Pit Exit | 26m after FL | 51.36017 N | 0.26051 E |
| Pit Entry - Pit Exit | 277m, 19.9s @ 50kph, 16.6s @ 60kph | | |

EnduroKa

QUALIFYING - RACE 12 - CLASSIFICATION

| POS | NO | TEAM / DRIVERS | CAR | TIME | ON | LAPS | GAP | DIFF | MPH |
|-----|------|-------------------------------------------------------------------------------|---------|----------|----|------|-------|-------|-------|
| 1 | 46 | MiInAir Racing Jack WRIGHT | Ford KA | 1:03.247 | 15 | 19 | | | 68.75 |
| 2 | 4* | Wolf Motorsport Luke READE | Ford KA | 1:03.296 | 4 | 14 | 0.049 | 0.049 | 68.70 |
| 3 | 5 | Wolf Motorsport Chris READE | Ford KA | 1:03.303 | 3 | 14 | 0.056 | 0.007 | 68.69 |
| 4 | 38* | Essex & Kent Motorsport Lewis KENT | Ford KA | 1:03.377 | 32 | 33 | 0.130 | 0.074 | 68.61 |
| 5 | 64* | Autotech Motorsport Yousuf BIN-SUHAYL | Ford KA | 1:03.413 | 16 | 39 | 0.166 | 0.036 | 68.57 |
| 6 | 180* | Shine Automotive Nathan BROWN / Collin FRENCH / Adrian WOOD / Rob CHALMERS | Ford KA | 1:03.534 | 29 | 48 | 0.287 | 0.121 | 68.44 |
| 7 | 65 | Autotech Motorsport Joey DA'PRATO | Ford KA | 1:03.996 | 22 | 47 | 0.749 | 0.462 | 67.95 |
| 8 | 1 | Burton Power Racing Tom VALENTINE / Andy BURTON | Ford KA | 1:04.025 | 7 | 17 | 0.778 | 0.029 | 67.92 |
| 9 | 3 | Windgat Racing Mike MARAIS | Ford KA | 1:04.112 | 20 | 20 | 0.865 | 0.087 | 67.82 |
| 10 | 16 | KITE & SAWYER Steve KITE / Paul SAWYER | Ford KA | 1:04.230 | 42 | 42 | 0.983 | 0.118 | 67.70 |
| 11 | 49 | LDR Performance Tuning David BYWATER / Alexander BRANDHAM | Ford KA | 1:04.285 | 53 | 53 | 1.038 | 0.055 | 67.64 |
| 12 | 172 | Misty Racing Xawery ZAWISCA / Francis FALCONER / Paul COLE | Ford KA | 1:04.487 | 11 | 44 | 1.240 | 0.202 | 67.43 |
| 13 | 96 | Poorsche KArrera Motorsport Mark CAREY / Ben SMITHWELL | Ford KA | 1:04.720 | 30 | 33 | 1.473 | 0.233 | 67.19 |
| 14 | 101 | Out of Limits Racing Wentao XU | Ford KA | 1:06.242 | 17 | 18 | 2.995 | 1.522 | 65.64 |

Comments:

No. 38, 64, 96, 180 - 1 Lap time disallowed; exceeding track limits.
No. 4 - 2 Lap times disallowed; exceeding track limits.

Weather / Track : Bright / Dry

These results are provisional until the conclusion of any judicial and technical matters.

Date: 15/09/2024 Start: 10:30 Finish: 11:30

Brands Hatch Indy: 1.2079 miles

Clerk Of Course: Ian Denyer

Stewards:

Timekeeper: Rob Cook



EnduroKa

QUALIFYING - RACE 12 - LAP ANALYSIS

DIFF = Difference To Personal Best Lap

| P1 46 MilnAir Racing | | | | |
|----------------------|--------------|-----------|-------|--------------|
| LAP | LAP TIME | DIFF | MPH | TIME OF DAY |
| 1 - | 1:09.952 | 6.705 | 62.16 | 10:32:07.267 |
| 2 - | 1:05.591 | 2.344 | 66.29 | 10:33:12.858 |
| 3 - | 1:03.950 | 0.703 | 68.00 | 10:34:16.808 |
| 4 - | 1:03.417 (3) | 0.170 | 68.57 | 10:35:20.225 |
| 5 - | 1:03.883 | 0.636 | 68.07 | 10:36:24.108 |
| 6 - | 1:03.496 | 0.249 | 68.48 | 10:37:27.604 |
| 7 - | 2:49.904 P | 1:46.657 | 25.59 | 10:40:17.508 |
| 8 - | 1:08.797 | 5.550 | 63.20 | 10:41:26.305 |
| 9 - | 1:03.753 | 0.506 | 68.21 | 10:42:30.058 |
| 10 - | 1:03.542 | 0.295 | 68.43 | 10:43:33.600 |
| 11 - | 1:03.587 | 0.340 | 68.38 | 10:44:37.187 |
| 12 - | 1:03.455 | 0.208 | 68.53 | 10:45:40.642 |
| 13 - | 1:06.468 | 3.221 | 65.42 | 10:46:47.110 |
| 14 - | 1:03.385 (2) | 0.138 | 68.60 | 10:47:50.495 |
| 15 - | 1:03.247 (1) | | 68.75 | 10:48:53.742 |
| 16 - | 34:03.371 P | 33:00.124 | 2.12 | 11:22:57.113 |
| 17 - | 1:08.619 | 5.372 | 63.37 | 11:24:05.732 |
| 18 - | 1:04.141 | 0.894 | 67.79 | 11:25:09.873 |
| 19 - | 1:03.534 | 0.287 | 68.44 | 11:26:13.407 |

| P2 4 Wolf Motorsport | | | | |
|----------------------|--------------|-----------|-------|--------------|
| LAP | LAP TIME | DIFF | MPH | TIME OF DAY |
| 1 - | 1:10.590 | 7.294 | 61.60 | 10:33:04.155 |
| 2 - | 1:04.017 | 0.721 | 67.92 | 10:34:08.172 |
| 3 - | 4:03.567 D | 0.271 | 68.40 | 10:35:11.739 |
| 4 - | 1:03.296 (1) | | 68.70 | 10:36:15.035 |
| 5 - | 1:03.486 (3) | 0.190 | 68.49 | 10:37:18.521 |
| 6 - | 1:05.806 | 2.510 | 66.08 | 10:38:24.327 |
| 7 - | 22:50.349 P | 21:47.053 | 3.17 | 11:01:14.676 |
| 8 - | 1:09.995 | 6.699 | 62.12 | 11:02:24.671 |
| 9 - | 1:03.723 | 0.427 | 68.24 | 11:03:28.394 |
| 10 - | 1:03.711 | 0.415 | 68.25 | 11:04:32.105 |
| 11 - | 4:03.393 D | 0.097 | 68.59 | 11:05:35.498 |
| 12 - | 1:03.733 | 0.437 | 68.23 | 11:06:39.231 |
| 13 - | 1:03.378 (2) | 0.082 | 68.61 | 11:07:42.609 |
| 14 - | 7:02.208 P | 5:58.912 | 10.29 | 11:14:44.817 |

| P3 5 Wolf Motorsport | | | | |
|----------------------|--------------|-----------|-------|--------------|
| LAP | LAP TIME | DIFF | MPH | TIME OF DAY |
| 1 - | 1:10.709 | 7.406 | 61.50 | 10:33:05.344 |
| 2 - | 1:03.536 | 0.233 | 68.44 | 10:34:08.880 |
| 3 - | 1:03.303 (1) | | 68.69 | 10:35:12.183 |
| 4 - | 1:03.553 | 0.250 | 68.42 | 10:36:15.736 |
| 5 - | 1:05.686 | 2.383 | 66.20 | 10:37:21.422 |
| 6 - | 1:03.464 (2) | 0.161 | 68.52 | 10:38:24.886 |
| 7 - | 22:51.275 P | 21:47.972 | 3.17 | 11:01:16.161 |
| 8 - | 1:09.302 | 5.999 | 62.74 | 11:02:25.463 |
| 9 - | 1:03.637 | 0.334 | 68.33 | 11:03:29.100 |
| 10 - | 1:03.522 (3) | 0.219 | 68.45 | 11:04:32.622 |
| 11 - | 1:03.542 | 0.239 | 68.43 | 11:05:36.164 |
| 12 - | 1:03.595 | 0.292 | 68.37 | 11:06:39.759 |
| 13 - | 1:08.631 | 5.328 | 63.36 | 11:07:48.390 |
| 14 - | 6:57.595 P | 5:54.292 | 10.41 | 11:14:45.985 |

| P4 38 Essex & Kent Motorsport | | | | |
|-------------------------------|----------|-------|-------|--------------|
| LAP | LAP TIME | DIFF | MPH | TIME OF DAY |
| 1 - | 1:09.230 | 5.853 | 62.81 | 10:32:07.664 |
| 2 - | 1:04.090 | 0.713 | 67.85 | 10:33:11.754 |
| 3 - | 1:03.597 | 0.220 | 68.37 | 10:34:15.351 |
| 4 - | 1:03.644 | 0.267 | 68.32 | 10:35:18.995 |

DIFF = Difference To Personal Best Lap

| | | | | |
|------|--------------|----------|-------|--------------|
| 5 - | 1:03.545 | 0.168 | 68.43 | 10:36:22.540 |
| 6 - | 4:03.936 D | 0.559 | 68.01 | 10:37:26.476 |
| 7 - | 1:03.474 | 0.097 | 68.51 | 10:38:29.950 |
| 8 - | 1:03.662 | 0.285 | 68.30 | 10:39:33.612 |
| 9 - | 1:03.762 | 0.385 | 68.20 | 10:40:37.374 |
| 10 - | 7:20.749 P | 6:17.372 | 9.86 | 10:47:58.123 |
| 11 - | 1:14.041 | 10.664 | 58.73 | 10:49:12.164 |
| 12 - | 1:03.577 | 0.200 | 68.39 | 10:50:15.741 |
| 13 - | 1:03.559 | 0.182 | 68.41 | 10:51:19.300 |
| 14 - | 1:03.623 | 0.246 | 68.34 | 10:52:22.923 |
| 15 - | 1:03.567 | 0.190 | 68.40 | 10:53:26.490 |
| 16 - | 1:03.599 | 0.222 | 68.37 | 10:54:30.089 |
| 17 - | 1:03.511 | 0.134 | 68.47 | 10:55:33.600 |
| 18 - | 1:05.169 | 1.792 | 66.72 | 10:56:38.769 |
| 19 - | 1:03.859 | 0.482 | 68.09 | 10:57:42.628 |
| 20 - | 1:05.087 | 1.710 | 66.81 | 10:58:47.715 |
| 21 - | 1:03.797 | 0.420 | 68.16 | 10:59:51.512 |
| 22 - | 1:08.399 | 5.022 | 63.57 | 11:00:59.911 |
| 23 - | 1:15.103 | 11.726 | 57.90 | 11:02:15.014 |
| 24 - | 1:16.155 | 12.778 | 57.10 | 11:03:31.169 |
| 25 - | 1:03.541 | 0.164 | 68.43 | 11:04:34.710 |
| 26 - | 1:03.398 (2) | 0.021 | 68.59 | 11:05:38.108 |
| 27 - | 1:03.435 (3) | 0.058 | 68.55 | 11:06:41.543 |
| 28 - | 1:03.888 | 0.511 | 68.06 | 11:07:45.431 |
| 29 - | 7:01.922 P | 5:58.545 | 10.30 | 11:14:47.353 |
| 30 - | 1:11.699 | 8.322 | 60.65 | 11:15:59.052 |
| 31 - | 1:04.614 | 1.237 | 67.30 | 11:17:03.666 |
| 32 - | 1:03.377 (1) | | 68.61 | 11:18:07.043 |
| 33 - | 1:03.589 | 0.212 | 68.38 | 11:19:10.632 |

| P5 64 Autotech Motorsport | | | | |
|---------------------------|--------------|----------|-------|--------------|
| LAP | LAP TIME | DIFF | MPH | TIME OF DAY |
| 1 - | 1:11.603 | 8.190 | 60.73 | 10:37:25.026 |
| 2 - | 1:05.118 | 1.705 | 66.78 | 10:38:30.144 |
| 3 - | 1:03.909 | 0.496 | 68.04 | 10:39:34.053 |
| 4 - | 1:03.708 | 0.295 | 68.25 | 10:40:37.761 |
| 5 - | 1:03.767 | 0.354 | 68.19 | 10:41:41.528 |
| 6 - | 1:04.301 | 0.888 | 67.62 | 10:42:45.829 |
| 7 - | 1:04.083 | 0.670 | 67.85 | 10:43:49.912 |
| 8 - | 1:04.049 | 0.636 | 67.89 | 10:44:53.961 |
| 9 - | 1:03.853 | 0.440 | 68.10 | 10:45:57.814 |
| 10 - | 1:04.856 | 1.443 | 67.05 | 10:47:02.670 |
| 11 - | 1:04.500 | 1.087 | 67.42 | 10:48:07.170 |
| 12 - | 1:03.989 | 0.576 | 67.95 | 10:49:11.159 |
| 13 - | 1:03.748 | 0.335 | 68.21 | 10:50:14.907 |
| 14 - | 1:04.945 | 1.532 | 66.95 | 10:51:19.852 |
| 15 - | 1:03.640 | 0.227 | 68.33 | 10:52:23.492 |
| 16 - | 1:03.413 (1) | | 68.57 | 10:53:26.905 |
| 17 - | 1:03.619 | 0.206 | 68.35 | 10:54:30.524 |
| 18 - | 1:03.445 (2) | 0.032 | 68.54 | 10:55:33.969 |
| 19 - | 1:03.737 | 0.324 | 68.22 | 10:56:37.706 |
| 20 - | 4:05.524 D | 2.111 | 66.36 | 10:57:43.230 |
| 21 - | 1:04.001 | 0.588 | 67.94 | 10:58:47.231 |
| 22 - | 1:03.999 | 0.586 | 67.94 | 10:59:51.230 |
| 23 - | 8:24.870 P | 7:21.457 | 8.61 | 11:08:16.100 |
| 24 - | 1:09.999 | 6.586 | 62.12 | 11:09:26.099 |
| 25 - | 1:03.860 | 0.447 | 68.09 | 11:10:29.959 |
| 26 - | 1:03.772 | 0.359 | 68.18 | 11:11:33.731 |
| 27 - | 1:03.598 | 0.185 | 68.37 | 11:12:37.329 |
| 28 - | 1:03.750 | 0.337 | 68.21 | 11:13:41.079 |
| 29 - | 1:13.127 | 9.714 | 59.46 | 11:14:54.206 |
| 30 - | 1:04.597 | 1.184 | 67.31 | 11:15:58.803 |
| 31 - | 1:04.029 | 0.616 | 67.91 | 11:17:02.832 |
| 32 - | 1:03.602 | 0.189 | 68.37 | 11:18:06.434 |
| 33 - | 1:05.033 | 1.620 | 66.86 | 11:19:11.467 |

EnduroKa

QUALIFYING - RACE 12 - LAP ANALYSIS

DIFF = Difference To Personal Best Lap

| | | | | |
|------|--------------|--------|-------|--------------|
| 34 - | 1:08.425 | 5.012 | 63.55 | 11:20:19.892 |
| 35 - | 1:17.741 | 14.328 | 55.93 | 11:21:37.633 |
| 36 - | 1:15.274 | 11.861 | 57.77 | 11:22:52.907 |
| 37 - | 1:03.520 | 0.107 | 68.46 | 11:23:56.427 |
| 38 - | 1:03.824 | 0.411 | 68.13 | 11:25:00.251 |
| 39 - | 1:03.516 (3) | 0.103 | 68.46 | 11:26:03.767 |

DIFF = Difference To Personal Best Lap

| | | | | |
|------|---------------------|----------|--------------|---------------------|
| 5 - | 1:04.618 | 0.622 | 67.29 | 10:37:14.009 |
| 6 - | 1:04.772 | 0.776 | 67.13 | 10:38:18.781 |
| 7 - | 1:04.477 | 0.481 | 67.44 | 10:39:23.258 |
| 8 - | 1:04.172 | 0.176 | 67.76 | 10:40:27.430 |
| 9 - | 1:04.449 | 0.453 | 67.47 | 10:41:31.879 |
| 10 - | 1:04.779 | 0.783 | 67.12 | 10:42:36.658 |
| 11 - | 1:05.588 | 1.592 | 66.30 | 10:43:42.246 |
| 12 - | 1:04.547 | 0.551 | 67.37 | 10:44:46.793 |
| 13 - | 1:04.766 | 0.770 | 67.14 | 10:45:51.559 |
| 14 - | 1:04.521 | 0.525 | 67.39 | 10:46:56.080 |
| 15 - | 1:04.613 | 0.617 | 67.30 | 10:48:00.693 |
| 16 - | 1:04.979 | 0.983 | 66.92 | 10:49:05.672 |
| 17 - | 1:04.587 | 0.591 | 67.32 | 10:50:10.259 |
| 18 - | 1:04.313 | 0.317 | 67.61 | 10:51:14.572 |
| 19 - | 1:04.392 | 0.396 | 67.53 | 10:52:18.964 |
| 20 - | 1:04.705 | 0.709 | 67.20 | 10:53:23.669 |
| 21 - | 1:04.130 | 0.134 | 67.80 | 10:54:27.799 |
| 22 - | 1:03.996 (1) | | 67.95 | 10:55:31.795 |
| 23 - | 1:06.571 | 2.575 | 65.32 | 10:56:38.366 |
| 24 - | 1:04.060 (2) | 0.064 | 67.88 | 10:57:42.426 |
| 25 - | 1:04.291 | 0.295 | 67.63 | 10:58:46.717 |
| 26 - | 1:05.254 | 1.258 | 66.64 | 10:59:51.971 |
| 27 - | 4:56.524 P | 3:52.528 | 14.66 | 11:04:48.495 |
| 28 - | 1:09.463 | 5.467 | 62.60 | 11:05:57.958 |
| 29 - | 1:04.373 | 0.377 | 67.55 | 11:07:02.331 |
| 30 - | 1:04.458 | 0.462 | 67.46 | 11:08:06.789 |
| 31 - | 1:05.121 | 1.125 | 66.77 | 11:09:11.910 |
| 32 - | 1:04.295 | 0.299 | 67.63 | 11:10:16.205 |
| 33 - | 1:04.198 | 0.202 | 67.73 | 11:11:20.403 |
| 34 - | 1:04.281 | 0.285 | 67.64 | 11:12:24.684 |
| 35 - | 1:04.312 | 0.316 | 67.61 | 11:13:28.996 |
| 36 - | 1:04.495 | 0.499 | 67.42 | 11:14:33.491 |
| 37 - | 1:04.387 | 0.391 | 67.53 | 11:15:37.878 |
| 38 - | 1:04.242 | 0.246 | 67.69 | 11:16:42.120 |
| 39 - | 1:04.804 | 0.808 | 67.10 | 11:17:46.924 |
| 40 - | 1:04.417 | 0.421 | 67.50 | 11:18:51.341 |
| 41 - | 1:04.285 | 0.289 | 67.64 | 11:19:55.626 |
| 42 - | 1:04.393 | 0.397 | 67.53 | 11:21:00.019 |
| 43 - | 1:04.161 | 0.165 | 67.77 | 11:22:04.180 |
| 44 - | 1:04.122 (3) | 0.126 | 67.81 | 11:23:08.302 |
| 45 - | 1:04.216 | 0.220 | 67.71 | 11:24:12.518 |
| 46 - | 1:04.389 | 0.393 | 67.53 | 11:25:16.907 |
| 47 - | 1:04.406 | 0.410 | 67.51 | 11:26:21.313 |

P6 180 Shine Automotive

| LAP | LAP TIME | DIFF | MPH | TIME OF DAY |
|------|---------------------|----------|--------------|---------------------|
| 1 - | 1:17.803 | 14.269 | 55.89 | 10:32:23.195 |
| 2 - | 1:10.949 | 7.415 | 61.29 | 10:33:34.144 |
| 3 - | 1:08.529 | 4.995 | 63.45 | 10:34:42.673 |
| 4 - | 1:06.677 | 3.143 | 65.21 | 10:35:49.350 |
| 5 - | 1:06.822 | 3.288 | 65.07 | 10:36:56.172 |
| 6 - | 1:06.343 | 2.809 | 65.54 | 10:38:02.515 |
| 7 - | 1:06.293 | 2.759 | 65.59 | 10:39:08.808 |
| 8 - | 1:06.591 | 3.057 | 65.30 | 10:40:15.399 |
| 9 - | 2:35.215 P | 1:31.681 | 28.01 | 10:42:50.614 |
| 10 - | 1:11.023 | 7.489 | 61.22 | 10:44:01.637 |
| 11 - | 1:06.335 | 2.801 | 65.55 | 10:45:07.972 |
| 12 - | 1:05.001 | 1.467 | 66.90 | 10:46:12.973 |
| 13 - | 1:05.226 | 1.692 | 66.66 | 10:47:18.199 |
| 14 - | 1:05.381 | 1.847 | 66.51 | 10:48:23.580 |
| 15 - | 1:04.858 | 1.324 | 67.04 | 10:49:28.438 |
| 16 - | 1:04.814 | 1.280 | 67.09 | 10:50:33.252 |
| 17 - | 1:04.884 | 1.350 | 67.02 | 10:51:38.136 |
| 18 - | 1:04.084 | 0.550 | 67.85 | 10:52:42.220 |
| 19 - | 2:26.876 P | 1:23.342 | 29.60 | 10:55:09.096 |
| 20 - | 1:07.527 | 3.993 | 64.39 | 10:56:16.623 |
| 21 - | 1:04.504 | 0.970 | 67.41 | 10:57:21.127 |
| 22 - | 1:03.885 | 0.351 | 68.06 | 10:58:25.012 |
| 23 - | 1:03.906 | 0.372 | 68.04 | 10:59:28.918 |
| 24 - | 1:03.914 | 0.380 | 68.03 | 11:00:32.832 |
| 25 - | 1:03.787 | 0.253 | 68.17 | 11:01:36.619 |
| 26 - | 1:04.460 | 0.926 | 67.46 | 11:02:41.079 |
| 27 - | 1:03.857 | 0.323 | 68.09 | 11:03:44.936 |
| 28 - | 1:03.765 (3) | 0.231 | 68.19 | 11:04:48.701 |
| 29 - | 1:03.534 (1) | | 68.44 | 11:05:52.235 |
| 30 - | 1:03.845 | 0.311 | 68.11 | 11:06:56.080 |
| 31 - | 1:03.812 | 0.278 | 68.14 | 11:07:59.892 |
| 32 - | 2:56.356 P | 1:52.822 | 24.65 | 11:10:56.248 |
| 33 - | 4:10.004 D | 6.467 | 62.12 | 11:12:06.249 |
| 34 - | 1:05.399 | 1.865 | 66.49 | 11:13:11.648 |
| 35 - | 1:04.943 | 1.409 | 66.96 | 11:14:16.591 |
| 36 - | 1:04.970 | 1.436 | 66.93 | 11:15:21.561 |
| 37 - | 1:04.396 | 0.862 | 67.52 | 11:16:25.957 |
| 38 - | 1:04.216 | 0.682 | 67.71 | 11:17:30.173 |
| 39 - | 1:04.040 | 0.506 | 67.90 | 11:18:34.213 |
| 40 - | 1:04.208 | 0.674 | 67.72 | 11:19:38.421 |
| 41 - | 1:04.088 | 0.554 | 67.85 | 11:20:42.509 |
| 42 - | 1:04.447 | 0.913 | 67.47 | 11:21:46.956 |
| 43 - | 1:04.174 | 0.640 | 67.76 | 11:22:51.130 |
| 44 - | 1:03.729 (2) | 0.195 | 68.23 | 11:23:54.859 |
| 45 - | 1:03.842 | 0.308 | 68.11 | 11:24:58.701 |
| 46 - | 1:03.985 | 0.451 | 67.96 | 11:26:02.686 |
| 47 - | 1:04.088 | 0.554 | 67.85 | 11:27:06.774 |
| 48 - | 1:03.948 | 0.414 | 68.00 | 11:28:10.722 |

P8 1 Burton Power Racing

| LAP | LAP TIME | DIFF | MPH | TIME OF DAY |
|------|---------------------|----------|--------------|---------------------|
| 1 - | 1:10.582 | 6.557 | 61.61 | 10:32:12.444 |
| 2 - | 1:05.287 | 1.262 | 66.60 | 10:33:17.731 |
| 3 - | 1:04.587 | 0.562 | 67.32 | 10:34:22.318 |
| 4 - | 1:04.292 | 0.267 | 67.63 | 10:35:26.610 |
| 5 - | 1:04.364 | 0.339 | 67.56 | 10:36:30.974 |
| 6 - | 1:04.203 (2) | 0.178 | 67.73 | 10:37:35.177 |
| 7 - | 1:04.025 (1) | | 67.92 | 10:38:39.202 |
| 8 - | 1:04.443 | 0.418 | 67.47 | 10:39:43.645 |
| 9 - | 1:04.360 | 0.335 | 67.56 | 10:40:48.005 |
| 10 - | 1:04.259 (3) | 0.234 | 67.67 | 10:41:52.264 |
| 11 - | 7:19.194 P | 6:15.169 | 9.90 | 10:49:11.458 |
| 12 - | 1:11.193 | 7.168 | 61.08 | 10:50:22.651 |
| 13 - | 1:05.634 | 1.609 | 66.25 | 10:51:28.285 |
| 14 - | 1:05.974 | 1.949 | 65.91 | 10:52:34.259 |
| 15 - | 1:07.354 | 3.329 | 64.56 | 10:53:41.613 |
| 16 - | 1:05.658 | 1.633 | 66.23 | 10:54:47.271 |
| 17 - | 1:05.212 | 1.187 | 66.68 | 10:55:52.483 |

P7 65 Autotech Motorsport

| LAP | LAP TIME | DIFF | MPH | TIME OF DAY |
|-----|----------|-------|-------|--------------|
| 1 - | 1:13.728 | 9.732 | 58.98 | 10:32:51.693 |
| 2 - | 1:05.985 | 1.989 | 65.90 | 10:33:57.678 |
| 3 - | 1:06.235 | 2.239 | 65.65 | 10:35:03.913 |
| 4 - | 1:05.478 | 1.482 | 66.41 | 10:36:09.391 |

EnduroKa

QUALIFYING - RACE 12 - LAP ANALYSIS

DIFF = Difference To Personal Best Lap

| P9 3 Windgat Racing | | | | |
|----------------------------|--------------|-----------|-------|--------------|
| LAP | LAP TIME | DIFF | MPH | TIME OF DAY |
| 1 - | 1:14.346 | 10.234 | 58.49 | 10:32:18.058 |
| 2 - | 1:07.803 | 3.691 | 64.13 | 10:33:25.861 |
| 3 - | 1:06.401 | 2.289 | 65.49 | 10:34:32.262 |
| 4 - | 1:05.582 | 1.470 | 66.30 | 10:35:37.844 |
| 5 - | 1:05.076 | 0.964 | 66.82 | 10:36:42.920 |
| 6 - | 1:05.133 | 1.021 | 66.76 | 10:37:48.053 |
| 7 - | 1:05.064 | 0.952 | 66.83 | 10:38:53.117 |
| 8 - | 1:04.691 | 0.579 | 67.22 | 10:39:57.808 |
| 9 - | 1:04.470 | 0.358 | 67.45 | 10:41:02.278 |
| 10 - | 1:04.312 | 0.200 | 67.61 | 10:42:06.590 |
| 11 - | 1:04.735 | 0.623 | 67.17 | 10:43:11.325 |
| 12 - | 1:04.208 (3) | 0.096 | 67.72 | 10:44:15.533 |
| 13 - | 18:39.111 P | 17:34.999 | 3.88 | 11:02:54.644 |
| 14 - | 1:12.377 | 8.265 | 60.08 | 11:04:07.021 |
| 15 - | 1:05.044 | 0.932 | 66.85 | 11:05:12.065 |
| 16 - | 1:04.722 | 0.610 | 67.18 | 11:06:16.787 |
| 17 - | 1:04.187 (2) | 0.075 | 67.74 | 11:07:20.974 |
| 18 - | 1:04.521 | 0.409 | 67.39 | 11:08:25.495 |
| 19 - | 1:04.553 | 0.441 | 67.36 | 11:09:30.048 |
| 20 - | 1:04.112 (1) | | 67.82 | 11:10:34.160 |

| P10 16 KITE & SAWYER | | | | |
|---------------------------------|--------------|----------|-------|--------------|
| LAP | LAP TIME | DIFF | MPH | TIME OF DAY |
| 1 - | 1:16.288 | 12.058 | 57.00 | 10:32:22.971 |
| 2 - | 1:06.181 | 1.951 | 65.70 | 10:33:29.152 |
| 3 - | 1:05.074 | 0.844 | 66.82 | 10:34:34.226 |
| 4 - | 5:40.955 P | 4:36.725 | 12.75 | 10:40:15.181 |
| 5 - | 1:14.240 | 10.010 | 58.57 | 10:41:29.421 |
| 6 - | 1:07.051 | 2.821 | 64.85 | 10:42:36.472 |
| 7 - | 1:06.779 | 2.549 | 65.11 | 10:43:43.251 |
| 8 - | 1:05.610 | 1.380 | 66.27 | 10:44:48.861 |
| 9 - | 3:15.998 P | 2:11.768 | 22.18 | 10:48:04.859 |
| 10 - | 1:10.227 | 5.997 | 61.92 | 10:49:15.086 |
| 11 - | 1:06.324 | 2.094 | 65.56 | 10:50:21.410 |
| 12 - | 1:06.207 | 1.977 | 65.68 | 10:51:27.617 |
| 13 - | 1:06.269 | 2.039 | 65.62 | 10:52:33.886 |
| 14 - | 1:05.934 | 1.704 | 65.95 | 10:53:39.820 |
| 15 - | 1:06.203 | 1.973 | 65.68 | 10:54:46.023 |
| 16 - | 1:05.783 | 1.553 | 66.10 | 10:55:51.806 |
| 17 - | 1:05.785 | 1.555 | 66.10 | 10:56:57.591 |
| 18 - | 1:05.871 | 1.641 | 66.01 | 10:58:03.462 |
| 19 - | 1:05.887 | 1.657 | 66.00 | 10:59:09.349 |
| 20 - | 1:05.852 | 1.622 | 66.03 | 11:00:15.201 |
| 21 - | 1:06.650 | 2.420 | 65.24 | 11:01:21.851 |
| 22 - | 1:06.146 | 1.916 | 65.74 | 11:02:27.997 |
| 23 - | 1:05.535 | 1.305 | 66.35 | 11:03:33.532 |
| 24 - | 1:06.002 | 1.772 | 65.88 | 11:04:39.534 |
| 25 - | 1:06.644 | 2.414 | 65.25 | 11:05:46.178 |
| 26 - | 1:05.757 | 1.527 | 66.13 | 11:06:51.935 |
| 27 - | 1:06.044 | 1.814 | 65.84 | 11:07:57.979 |
| 28 - | 1:05.495 | 1.265 | 66.39 | 11:09:03.474 |
| 29 - | 1:06.141 | 1.911 | 65.74 | 11:10:09.615 |
| 30 - | 7:08.371 P | 6:04.141 | 10.15 | 11:17:17.986 |
| 31 - | 1:11.182 | 6.952 | 61.09 | 11:18:29.168 |
| 32 - | 1:04.633 | 0.403 | 67.28 | 11:19:33.801 |
| 33 - | 1:04.711 | 0.481 | 67.20 | 11:20:38.512 |
| 34 - | 1:04.649 | 0.419 | 67.26 | 11:21:43.161 |
| 35 - | 1:04.957 | 0.727 | 66.94 | 11:22:48.118 |
| 36 - | 1:10.274 | 6.044 | 61.88 | 11:23:58.392 |
| 37 - | 1:04.377 (3) | 0.147 | 67.54 | 11:25:02.769 |
| 38 - | 1:04.329 (2) | 0.099 | 67.59 | 11:26:07.098 |
| 39 - | 1:15.081 | 10.851 | 57.91 | 11:27:22.179 |

DIFF = Difference To Personal Best Lap

| | | | | |
|------|--------------|--------|-------|--------------|
| 40 - | 1:16.112 | 11.882 | 57.13 | 11:28:38.291 |
| 41 - | 1:04.865 | 0.635 | 67.04 | 11:29:43.156 |
| 42 - | 1:04.230 (1) | | 67.70 | 11:30:47.386 |

| P11 49 LDR Performance Tuning | | | | |
|--------------------------------------|--------------|----------|-------|--------------|
| LAP | LAP TIME | DIFF | MPH | TIME OF DAY |
| 1 - | 1:12.289 | 8.004 | 60.15 | 10:32:12.599 |
| 2 - | 1:07.441 | 3.156 | 64.48 | 10:33:20.040 |
| 3 - | 1:05.435 | 1.150 | 66.45 | 10:34:25.475 |
| 4 - | 1:05.134 | 0.849 | 66.76 | 10:35:30.609 |
| 5 - | 1:05.683 | 1.398 | 66.20 | 10:36:36.292 |
| 6 - | 1:05.398 | 1.113 | 66.49 | 10:37:41.690 |
| 7 - | 1:05.228 | 0.943 | 66.66 | 10:38:46.918 |
| 8 - | 1:04.906 | 0.621 | 66.99 | 10:39:51.824 |
| 9 - | 1:04.771 | 0.486 | 67.13 | 10:40:56.595 |
| 10 - | 1:06.046 | 1.761 | 65.84 | 10:42:02.641 |
| 11 - | 1:05.152 | 0.867 | 66.74 | 10:43:07.793 |
| 12 - | 1:05.194 | 0.909 | 66.70 | 10:44:12.987 |
| 13 - | 1:05.267 | 0.982 | 66.62 | 10:45:18.254 |
| 14 - | 1:05.072 | 0.787 | 66.82 | 10:46:23.326 |
| 15 - | 1:05.181 | 0.896 | 66.71 | 10:47:28.507 |
| 16 - | 1:05.211 | 0.926 | 66.68 | 10:48:33.718 |
| 17 - | 1:05.203 | 0.918 | 66.69 | 10:49:38.921 |
| 18 - | 1:05.047 | 0.762 | 66.85 | 10:50:43.968 |
| 19 - | 1:05.173 | 0.888 | 66.72 | 10:51:49.141 |
| 20 - | 1:05.115 | 0.830 | 66.78 | 10:52:54.256 |
| 21 - | 1:05.693 | 1.408 | 66.19 | 10:53:59.949 |
| 22 - | 1:05.826 | 1.541 | 66.06 | 10:55:05.775 |
| 23 - | 1:05.496 | 1.211 | 66.39 | 10:56:11.271 |
| 24 - | 1:05.448 | 1.163 | 66.44 | 10:57:16.719 |
| 25 - | 1:05.525 | 1.240 | 66.36 | 10:58:22.244 |
| 26 - | 2:55.359 P | 1:51.074 | 24.79 | 11:01:17.603 |
| 27 - | 1:12.516 | 8.231 | 59.96 | 11:02:30.119 |
| 28 - | 1:06.877 | 2.592 | 65.02 | 11:03:36.996 |
| 29 - | 1:05.942 | 1.657 | 65.94 | 11:04:42.938 |
| 30 - | 1:05.810 | 1.525 | 66.07 | 11:05:48.748 |
| 31 - | 1:05.513 | 1.228 | 66.37 | 11:06:54.261 |
| 32 - | 1:05.079 | 0.794 | 66.82 | 11:07:59.340 |
| 33 - | 1:06.333 | 2.048 | 65.55 | 11:09:05.673 |
| 34 - | 1:05.153 | 0.868 | 66.74 | 11:10:10.826 |
| 35 - | 1:06.411 | 2.126 | 65.48 | 11:11:17.237 |
| 36 - | 1:05.510 | 1.225 | 66.38 | 11:12:22.747 |
| 37 - | 1:07.480 | 3.195 | 64.44 | 11:13:30.227 |
| 38 - | 1:05.012 | 0.727 | 66.88 | 11:14:35.239 |
| 39 - | 1:04.702 | 0.417 | 67.20 | 11:15:39.941 |
| 40 - | 1:04.461 (2) | 0.176 | 67.46 | 11:16:44.402 |
| 41 - | 1:04.666 (3) | 0.381 | 67.24 | 11:17:49.068 |
| 42 - | 1:04.739 | 0.454 | 67.17 | 11:18:53.807 |
| 43 - | 1:04.724 | 0.439 | 67.18 | 11:19:58.531 |
| 44 - | 1:04.737 | 0.452 | 67.17 | 11:21:03.268 |
| 45 - | 1:04.725 | 0.440 | 67.18 | 11:22:07.993 |
| 46 - | 1:04.699 | 0.414 | 67.21 | 11:23:12.692 |
| 47 - | 1:04.969 | 0.684 | 66.93 | 11:24:17.661 |
| 48 - | 1:04.892 | 0.607 | 67.01 | 11:25:22.553 |
| 49 - | 1:05.028 | 0.743 | 66.87 | 11:26:27.581 |
| 50 - | 1:05.605 | 1.320 | 66.28 | 11:27:33.186 |
| 51 - | 1:06.343 | 2.058 | 65.54 | 11:28:39.529 |
| 52 - | 1:06.385 | 2.100 | 65.50 | 11:29:45.914 |
| 53 - | 1:04.285 (1) | | 67.64 | 11:30:50.199 |

| P12 172 Misty Racing | | | | |
|-----------------------------|----------|--------|-------|--------------|
| LAP | LAP TIME | DIFF | MPH | TIME OF DAY |
| 1 - | 1:15.003 | 10.516 | 57.97 | 10:32:23.923 |
| 2 - | 1:07.961 | 3.474 | 63.98 | 10:33:31.884 |

EnduroKa

QUALIFYING - RACE 12 - LAP ANALYSIS

DIFF = Difference To Personal Best Lap

| | | | | |
|-------------|---------------------|----------|--------------|---------------------|
| 3 - | 1:05.545 | 1.058 | 66.34 | 10:34:37.429 |
| 4 - | 1:05.190 | 0.703 | 66.70 | 10:35:42.619 |
| 5 - | 1:05.405 | 0.918 | 66.48 | 10:36:48.024 |
| 6 - | 1:04.586 (2) | 0.099 | 67.33 | 10:37:52.610 |
| 7 - | 1:04.669 | 0.182 | 67.24 | 10:38:57.279 |
| 8 - | 1:07.227 | 2.740 | 64.68 | 10:40:04.506 |
| 9 - | 1:05.499 | 1.012 | 66.39 | 10:41:10.005 |
| 10 - | 1:04.602 (3) | 0.115 | 67.31 | 10:42:14.607 |
| 11 - | 1:04.487 (1) | | 67.43 | 10:43:19.094 |
| 12 - | 1:05.485 | 0.998 | 66.40 | 10:44:24.579 |
| 13 - | 1:04.710 | 0.223 | 67.20 | 10:45:29.289 |
| 14 - | 4:50.186 P | 3:45.699 | 14.98 | 10:50:19.475 |
| 15 - | 1:19.729 | 15.242 | 54.54 | 10:51:39.204 |
| 16 - | 1:09.901 | 5.414 | 62.21 | 10:52:49.105 |
| 17 - | 1:08.869 | 4.382 | 63.14 | 10:53:57.974 |
| 18 - | 1:09.622 | 5.135 | 62.46 | 10:55:07.596 |
| 19 - | 1:07.672 | 3.185 | 64.26 | 10:56:15.268 |
| 20 - | 1:08.172 | 3.685 | 63.78 | 10:57:23.440 |
| 21 - | 1:07.393 | 2.906 | 64.52 | 10:58:30.833 |
| 22 - | 1:07.152 | 2.665 | 64.75 | 10:59:37.985 |
| 23 - | 1:06.951 | 2.464 | 64.95 | 11:00:44.936 |
| 24 - | 1:06.621 | 2.134 | 65.27 | 11:01:51.557 |
| 25 - | 1:06.734 | 2.247 | 65.16 | 11:02:58.291 |
| 26 - | 1:06.466 | 1.979 | 65.42 | 11:04:04.757 |
| 27 - | 1:06.083 | 1.596 | 65.80 | 11:05:10.840 |
| 28 - | 1:07.896 | 3.409 | 64.04 | 11:06:18.736 |
| 29 - | 1:06.603 | 2.116 | 65.29 | 11:07:25.339 |
| 30 - | 7:28.849 P | 6:24.362 | 9.68 | 11:14:54.188 |
| 31 - | 1:15.307 | 10.820 | 57.74 | 11:16:09.495 |
| 32 - | 1:08.779 | 4.292 | 63.22 | 11:17:18.274 |
| 33 - | 1:07.696 | 3.209 | 64.23 | 11:18:25.970 |
| 34 - | 1:07.482 | 2.995 | 64.44 | 11:19:33.452 |
| 35 - | 1:07.585 | 3.098 | 64.34 | 11:20:41.037 |
| 36 - | 1:07.858 | 3.371 | 64.08 | 11:21:48.895 |
| 37 - | 1:07.733 | 3.246 | 64.20 | 11:22:56.628 |
| 38 - | 1:07.398 | 2.911 | 64.52 | 11:24:04.026 |
| 39 - | 1:08.311 | 3.824 | 63.65 | 11:25:12.337 |
| 40 - | 1:07.469 | 2.982 | 64.45 | 11:26:19.806 |
| 41 - | 1:08.776 | 4.289 | 63.22 | 11:27:28.582 |
| 42 - | 1:10.437 | 5.950 | 61.73 | 11:28:39.019 |
| 43 - | 1:08.238 | 3.751 | 63.72 | 11:29:47.257 |
| 44 - | 1:06.731 | 2.244 | 65.16 | 11:30:53.988 |

DIFF = Difference To Personal Best Lap

| | | | | |
|-------------|---------------------|----------|--------------|---------------------|
| 21 - | 1:06.052 | 1.332 | 65.83 | 10:59:30.380 |
| 22 - | 1:04.930 | 0.210 | 66.97 | 11:00:35.310 |
| 23 - | 1:04.899 | 0.179 | 67.00 | 11:01:40.209 |
| 24 - | 1:04.875 (3) | 0.155 | 67.03 | 11:02:45.084 |
| 25 - | 1:05.240 | 0.520 | 66.65 | 11:03:50.324 |
| 26 - | 4:08.750 P | 3:04.030 | 17.48 | 11:07:59.074 |
| 27 - | 1:13.292 | 8.572 | 59.33 | 11:09:12.366 |
| 28 - | 1:04.993 | 0.273 | 66.90 | 11:10:17.359 |
| 29 - | 1:05.355 | 0.635 | 66.53 | 11:11:22.714 |
| 30 - | 1:04.720 (1) | | 67.19 | 11:12:27.434 |
| 31 - | 1:05.373 | 0.653 | 66.51 | 11:13:32.807 |
| 32 - | 1:05.093 | 0.373 | 66.80 | 11:14:37.900 |
| 33 - | 2:11.068 P | 1:06.348 | 33.17 | 11:16:48.968 |

| P14 101 Out of Limits Racing | | | | |
|------------------------------|---------------------|--------|--------------|---------------------|
| LAP | LAP TIME | DIFF | MPH | TIME OF DAY |
| 1 - | 1:23.116 | 16.874 | 52.31 | 10:32:38.079 |
| 2 - | 1:14.101 | 7.859 | 58.68 | 10:33:52.180 |
| 3 - | 1:12.090 | 5.848 | 60.32 | 10:35:04.270 |
| 4 - | 1:10.950 | 4.708 | 61.29 | 10:36:15.220 |
| 5 - | 1:12.719 | 6.477 | 59.80 | 10:37:27.939 |
| 6 - | 1:09.508 | 3.266 | 62.56 | 10:38:37.447 |
| 7 - | 1:09.030 | 2.788 | 62.99 | 10:39:46.477 |
| 8 - | 1:08.149 | 1.907 | 63.81 | 10:40:54.626 |
| 9 - | 1:09.912 | 3.670 | 62.20 | 10:42:04.538 |
| 10 - | 1:10.270 | 4.028 | 61.88 | 10:43:14.808 |
| 11 - | 1:08.167 | 1.925 | 63.79 | 10:44:22.975 |
| 12 - | 1:08.705 | 2.463 | 63.29 | 10:45:31.680 |
| 13 - | 1:06.763 (3) | 0.521 | 65.13 | 10:46:38.443 |
| 14 - | 1:07.563 | 1.321 | 64.36 | 10:47:46.006 |
| 15 - | 1:07.001 | 0.759 | 64.90 | 10:48:53.007 |
| 16 - | 1:07.636 | 1.394 | 64.29 | 10:50:00.643 |
| 17 - | 1:06.242 (1) | | 65.64 | 10:51:06.885 |
| 18 - | 1:06.670 (2) | 0.428 | 65.22 | 10:52:13.555 |

| P13 96 Poorsche Karrera Motorsport | | | | |
|------------------------------------|--------------|----------|-------|--------------|
| LAP | LAP TIME | DIFF | MPH | TIME OF DAY |
| 1 - | 1:10.893 | 6.173 | 61.34 | 10:33:49.440 |
| 2 - | 1:07.192 | 2.472 | 64.71 | 10:34:56.632 |
| 3 - | 1:06.011 | 1.291 | 65.87 | 10:36:02.643 |
| 4 - | 1:06.863 | 2.143 | 65.03 | 10:37:09.506 |
| 5 - | 1:05.700 | 0.980 | 66.18 | 10:38:15.206 |
| 6 - | 1:06.177 | 1.457 | 65.71 | 10:39:21.383 |
| 7 - | 1:05.269 | 0.549 | 66.62 | 10:40:26.652 |
| 8 - | 1:05.509 | 0.789 | 66.38 | 10:41:32.161 |
| 9 - | 1:05.345 | 0.625 | 66.54 | 10:42:37.506 |
| 10 - | 1:06.414 | 1.694 | 65.47 | 10:43:43.920 |
| 11 - | 1:05.310 | 0.590 | 66.58 | 10:44:49.230 |
| 12 - | 1:06.434 | 1.714 | 65.45 | 10:45:55.664 |
| 13 - | 1:05.669 | 0.949 | 66.22 | 10:47:01.333 |
| 14 - | 1:04.763 (2) | 0.043 | 67.14 | 10:48:06.096 |
| 15 - | 1:05.592 | 0.872 | 66.29 | 10:49:11.688 |
| 16 - | 1:05.413 | 0.693 | 66.47 | 10:50:17.101 |
| 17 - | 1:05.189 | 0.469 | 66.70 | 10:51:22.290 |
| 18 - | 1:05.330 | 0.610 | 66.56 | 10:52:27.620 |
| 19 - | 4:44.995 P | 3:40.275 | 15.25 | 10:57:12.615 |
| 20 - | 4:44.743 D | 6.993 | 60.63 | 10:58:24.328 |

EnduroKa

QUALIFYING - RACE 12 - PIT STOP ANALYSIS

| STOP | IN TIME | DRIVER IN | STINT TIME | STOP TIME | TOTAL STOP TIME | OUT TIME | DRIVER OUT |
|------|--------------|-------------|------------|-----------|-----------------|--------------|-------------|
| 1 - | 10:38:31.567 | Jack WRIGHT | 7:34.252 | 1:45.941 | 1:45.941 | 10:40:17.508 | Jack WRIGHT |
| 2 - | 10:50:03.851 | Jack WRIGHT | 9:46.343 | 32:53.262 | 34:39.203 | 11:22:57.113 | Jack WRIGHT |
| 3 - | 11:27:24.731 | Jack WRIGHT | | | | | |

| STOP | IN TIME | DRIVER IN | STINT TIME | STOP TIME | TOTAL STOP TIME | OUT TIME | DRIVER OUT |
|------|--------------|------------|------------|-----------|-----------------|--------------|------------|
| 1 - | 10:39:27.371 | Luke READE | 7:33.806 | 21:47.305 | 21:47.305 | 11:01:14.676 | Luke READE |
| 2 - | 11:08:45.145 | Luke READE | 7:30.469 | 5:59.672 | 27:46.977 | 11:14:44.817 | Luke READE |
| 3 - | 11:15:55.517 | Luke READE | | | | | |

| STOP | IN TIME | DRIVER IN | STINT TIME | STOP TIME | TOTAL STOP TIME | OUT TIME | DRIVER OUT |
|------|--------------|-------------|------------|-----------|-----------------|--------------|-------------|
| 1 - | 10:39:28.566 | Chris READE | 7:33.931 | 21:47.595 | 21:47.595 | 11:01:16.161 | Chris READE |
| 2 - | 11:08:49.688 | Chris READE | 7:33.527 | 5:56.297 | 27:43.892 | 11:14:45.985 | Chris READE |
| 3 - | 11:15:58.099 | Chris READE | | | | | |

| STOP | IN TIME | DRIVER IN | STINT TIME | STOP TIME | TOTAL STOP TIME | OUT TIME | DRIVER OUT |
|------|--------------|------------|------------|-----------|-----------------|--------------|------------|
| 1 - | 10:41:38.133 | Lewis KENT | 10:39.699 | 6:19.990 | 6:19.990 | 10:47:58.123 | Lewis KENT |
| 2 - | 11:08:47.789 | Lewis KENT | 20:49.666 | 5:59.564 | 12:19.554 | 11:14:47.353 | Lewis KENT |
| 3 - | 11:20:18.238 | Lewis KENT | | | | | |

| STOP | IN TIME | DRIVER IN | STINT TIME | STOP TIME | TOTAL STOP TIME | OUT TIME | DRIVER OUT |
|------|--------------|-------------------|------------|-----------|-----------------|--------------|-------------------|
| 1 - | 11:00:53.607 | Yousuf BIN-SUHAYL | 24:40.184 | 7:22.493 | 7:22.493 | 11:08:16.100 | Yousuf BIN-SUHAYL |
| - | Finish | Yousuf BIN-SUHAYL | 17:47.667 | | | | |

| STOP | IN TIME | DRIVER IN | STINT TIME | STOP TIME | TOTAL STOP TIME | OUT TIME | DRIVER OUT |
|------|--------------|---------------|------------|-----------|-----------------|--------------|---------------|
| 1 - | 10:41:20.570 | Rob CHALMERS | 10:15.178 | 1:30.044 | 1:30.044 | 10:42:50.614 | Collin FRENCH |
| 2 - | 10:53:46.285 | Collin FRENCH | 10:55.671 | 1:22.811 | 2:52.855 | 10:55:09.096 | Nathan BROWN |
| 3 - | 11:09:01.678 | Nathan BROWN | 13:52.582 | 1:54.570 | 4:47.425 | 11:10:56.248 | Adrian WOOD |
| 4 - | 11:29:12.241 | Adrian WOOD | | | | | |

| STOP | IN TIME | DRIVER IN | STINT TIME | STOP TIME | TOTAL STOP TIME | OUT TIME | DRIVER OUT |
|------|--------------|---------------|------------|-----------|-----------------|--------------|---------------|
| 1 - | 11:00:57.965 | Joey DA'PRATO | 29:20.000 | 3:50.530 | 3:50.530 | 11:04:48.495 | Joey DA'PRATO |
| 2 - | 11:27:29.335 | Joey DA'PRATO | | | | | |

| STOP | IN TIME | DRIVER IN | STINT TIME | STOP TIME | TOTAL STOP TIME | OUT TIME | DRIVER OUT |
|------|--------------|---------------|------------|-----------|-----------------|--------------|-------------|
| 1 - | 10:42:54.908 | Tom VALENTINE | 11:53.046 | 6:16.550 | 6:16.550 | 10:49:11.458 | Andy BURTON |
| 2 - | 10:57:04.653 | Andy BURTON | | | | | |

EnduroKa

QUALIFYING - RACE 12 - PIT STOP ANALYSIS

| | | | | | | | |
|-----------------|----------|-------------------------------------------|--|------------------------------------------|----------------|--|--|
| P9 | 3 | Windgat Racing | | | Ford KA | | |
| D1: Mike MARAIS | | Total Stint: 20 Laps - 23:03.958 (58.38%) | | Best Lap: 1:04.112 On Lap 20 @ 67.82 mph | | | |

| STOP | IN TIME | DRIVER IN | STINT TIME | STOP TIME | TOTAL STOP TIME | OUT TIME | DRIVER OUT |
|------|--------------|-------------|------------|-----------|-----------------|--------------|-------------|
| 1 - | 10:45:23.437 | Mike MARAIS | 14:19.725 | 17:31.207 | 17:31.207 | 11:02:54.644 | Mike MARAIS |
| 2 - | 11:11:38.877 | Mike MARAIS | | | | | |

| | | | | | | | |
|-----------------|-----------|-------------------------------------------|--|------------------------------------------|----------------|--|--|
| P10 | 16 | KITE & SAWYER | | | Ford KA | | |
| D1: Steve KITE | | Total Stint: 24 Laps - 38:21.625 (64.28%) | | Best Lap: 1:05.074 On Lap 3 @ 66.82 mph | | | |
| D2: Paul SAWYER | | Total Stint: 18 Laps - 22:27.218 (37.62%) | | Best Lap: 1:04.230 On Lap 42 @ 67.70 mph | | | |

| STOP | IN TIME | DRIVER IN | STINT TIME | STOP TIME | TOTAL STOP TIME | OUT TIME | DRIVER OUT |
|------|--------------|-------------|------------|-----------|-----------------|--------------|-------------|
| 1 - | 10:35:41.273 | Steve KITE | 4:34.590 | 4:33.908 | 4:33.908 | 10:40:15.181 | Paul SAWYER |
| 2 - | 10:45:53.912 | Paul SAWYER | 5:38.731 | 2:10.947 | 6:44.855 | 10:48:04.859 | Steve KITE |
| 3 - | 11:11:16.463 | Steve KITE | 23:11.604 | 6:01.523 | 12:46.378 | 11:17:17.986 | Paul SAWYER |
| 4 - | 11:31:55.526 | Paul SAWYER | | | | | |

| | | | | | | | |
|------------------------|-----------|-------------------------------------------|--|------------------------------------------|----------------|--|--|
| P11 | 49 | LDR Performance Tuning | | | Ford KA | | |
| D1: David BYWATER | | Total Stint: 25 Laps - 30:17.293 (50.62%) | | Best Lap: 1:04.771 On Lap 9 @ 67.13 mph | | | |
| D2: Alexander BRANDHAM | | Total Stint: 28 Laps - 30:39.585 (51.24%) | | Best Lap: 1:04.285 On Lap 53 @ 67.64 mph | | | |

| STOP | IN TIME | DRIVER IN | STINT TIME | STOP TIME | TOTAL STOP TIME | OUT TIME | DRIVER OUT |
|------|--------------|--------------------|------------|-----------|-----------------|--------------|--------------------|
| 1 - | 10:59:24.715 | David BYWATER | 28:24.405 | 1:52.888 | 1:52.888 | 11:01:17.603 | Alexander BRANDHAM |
| 2 - | 11:31:57.188 | Alexander BRANDHAM | | | | | |

| | | | | | | | |
|----------------------|------------|-------------------------------------------|--|------------------------------------------|----------------|--|--|
| P12 | 172 | Misty Racing | | | Ford KA | | |
| D1: Xawery ZAWISCA | | Total Stint: 13 Laps - 19:10.555 (32.09%) | | Best Lap: 1:04.487 On Lap 11 @ 67.43 mph | | | |
| D2: Francis FALCONER | | Total Stint: 16 Laps - 24:34.713 (41.13%) | | Best Lap: 1:06.083 On Lap 27 @ 65.80 mph | | | |
| D3: Paul COLE | | Total Stint: 15 Laps - 15:59.800 (26.77%) | | Best Lap: 1:06.731 On Lap 44 @ 65.16 mph | | | |

| STOP | IN TIME | DRIVER IN | STINT TIME | STOP TIME | TOTAL STOP TIME | OUT TIME | DRIVER OUT |
|------|--------------|------------------|------------|-----------|-----------------|--------------|------------------|
| 1 - | 10:46:29.755 | Xawery ZAWISCA | 15:20.835 | 3:49.720 | 3:49.720 | 10:50:19.475 | Francis FALCONER |
| 2 - | 11:08:33.244 | Francis FALCONER | 18:13.769 | 6:20.944 | 10:10.664 | 11:14:54.188 | Paul COLE |
| - | Finish | Paul COLE | 15:59.800 | | | | |

| | | | | | | | |
|-------------------|-----------|-------------------------------------------|--|------------------------------------------|----------------|--|--|
| P13 | 96 | Poorsche KArerra Motorsport | | | Ford KA | | |
| D1: Mark CAREY | | Total Stint: 26 Laps - 33:23.378 (75.59%) | | Best Lap: 1:04.720 On Lap 30 @ 67.19 mph | | | |
| D2: Ben SMITHWELL | | Total Stint: 7 Laps - 10:46.459 (24.39%) | | Best Lap: 1:04.875 On Lap 24 @ 67.03 mph | | | |

| STOP | IN TIME | DRIVER IN | STINT TIME | STOP TIME | TOTAL STOP TIME | OUT TIME | DRIVER OUT |
|------|--------------|---------------|------------|-----------|-----------------|--------------|---------------|
| 1 - | 10:53:29.510 | Mark CAREY | 20:50.963 | 3:43.104 | 3:43.104 | 10:57:12.615 | Ben SMITHWELL |
| 2 - | 11:04:53.121 | Ben SMITHWELL | 7:40.506 | 3:05.953 | 6:49.057 | 11:07:59.074 | Mark CAREY |
| 3 - | 11:15:40.680 | Mark CAREY | 7:41.606 | 1:08.288 | 7:57.345 | 11:16:48.968 | Mark CAREY |
| 4 - | 11:17:56.672 | Mark CAREY | | | | | |

| | | | | | | | |
|---------------|------------|-----------------------------------------|--|------------------------------------------|----------------|--|--|
| P14 | 101 | Out of Limits Racing | | | Ford KA | | |
| D1: Wentao XU | | Total Stint: 18 Laps - 22:22.335 (100%) | | Best Lap: 1:06.242 On Lap 17 @ 65.64 mph | | | |

| STOP | IN TIME | DRIVER IN | STINT TIME | STOP TIME | TOTAL STOP TIME | OUT TIME | DRIVER OUT |
|------|--------------|-----------|------------|-----------|-----------------|----------|------------|
| 1 - | 10:53:37.298 | Wentao XU | | | | | |

EnduroKa

QUALIFYING - RACE 12 - STATISTICS

Competitors Started 14
Planned Start 2024-09-15 @ 10:35:00.000
Actual Start 2024-09-15 @ 10:30:51.991
Finish Time 2024-09-15 @ 11:30:52.362
Track Length 1.2079mi.
Total Laps 441
Total Distance Covered 532.7040mi.

Session Fastest Lap History

| NO | NAME | LAP TIME | TIME OF DAY | LAP | VEHICLE |
|----|------------------------------------------------------|-----------------|--------------|-----|---------|
| 38 | Essex & Kent Motorsport <i>L. KENT</i> | 1:04.090 | 10:33:11.779 | 2 | Ford KA |
| 4 | Wolf Motorsport <i>L. READE</i> | 1:04.017 | 10:34:08.184 | 2 | Ford KA |
| 5 | Wolf Motorsport <i>C. READE</i> | 1:03.536 | 10:34:08.890 | 2 | Ford KA |
| 5 | Wolf Motorsport <i>C. READE</i> | 1:03.303 | 10:35:12.192 | 3 | Ford KA |
| 4 | Wolf Motorsport <i>L. READE</i> | 1:03.296 | 10:36:15.050 | 4 | Ford KA |
| 46 | MilnAir Racing <i>J. WRIGHT</i> | 1:03.247 | 10:48:53.765 | 15 | Ford KA |

Flag History


| TYPE | TIME OF DAY |
|--------|--------------|
| GREEN | 10:30:51.991 |
| FINISH | 11:30:52.362 |

Flag Statistics

| TYPE | COUNT | TOTAL LAPS | TOTAL TIME |
|------------|-------|------------|-------------|
| Green | 1 | 53 | 1:01:16.214 |
| Red | 0 | 0 | 0.000 |
| Safety Car | 0 | 0 | 0.000 |
| FCY | 0 | 0 | 0.000 |

EnduroKa

RACE 12 - GRID (15 minutes)

| | | | | |
|--------------------------------------------------------------------------------------|----|---------------------------------------------------|----|-----------------------------------------------|
| ROW 7 | 13 | 1:04.720 96 Poorsche Karrera Motorsport | 14 | 1:06.242 101 Out of Limits Racing |
| ROW 6 | 11 | 1:04.285 49 LDR Performance Tuning | 12 | 1:04.487 172 Misty Racing |
| ROW 5 | 9 | 1:04.112 3 Windgat Racing | 10 | 1:04.230 16 KITE & SAWYER |
| ROW 4 | 7 | 1:03.996 65 Autotech Motorsport | 8 | 1:04.025 1 Burton Power Racing |
| ROW 3 | 5 | 1:03.413 64 Autotech Motorsport | 6 | 1:03.534 180 Shine Automotive |
| ROW 2 | 3 | 1:03.303 5 Wolf Motorsport | 4 | 1:03.377 38 Essex & Kent Motorsport |
| ROW 1 | 1 | 1:03.247 46 MilnAir Racing | 2 | 1:03.296 4 Wolf Motorsport |
| Pole | | | | |
|  | | | | |

These results are provisional until the conclusion of any judicial and technical matters.

Brands Hatch Indy: 1.2079 miles

Clerk Of Course: Ian Denyer

Stewards:

Timekeeper: Rob Cook



EnduroKa

RACE 12 RED FLAG - FIRST PART RED FLAG STOP - INFORMATION SHEET

Race Distance: 2 Laps / 2.41 miles

| POS | NO | NAME | ENTRY | LAPS | TIME | GAP | DIFF | MPH | BEST | ON | GRD | ↑↓ |
|-----|-----|-----------------------------|---------|------|----------|--------------|-------|-------|-----------------|----|-----|----|
| 1 | 4 | Wolf Motorsport | Ford KA | 2 | 2:11.409 | | | 66.18 | 1:04.204 | 2 | 2 | 1 |
| 2 | 46 | MilnAir Racing | Ford KA | 2 | 2:11.811 | 0.402 | 0.402 | 65.98 | 1:04.074 | 2 | 1 | -1 |
| 3 | 38 | Essex & Kent Motorsport | Ford KA | 2 | 2:12.271 | 0.862 | 0.460 | 65.75 | 1:04.587 | 2 | 4 | 1 |
| 4 | 5 | Wolf Motorsport | Ford KA | 2 | 2:12.856 | 1.447 | 0.585 | 65.46 | 1:04.235 | 2 | 3 | -1 |
| 5 | 64 | Autotech Motorsport | Ford KA | 2 | 2:13.136 | 1.727 | 0.280 | 65.32 | 1:04.768 | 2 | 5 | 0 |
| 6 | 1 | Burton Power Racing | Ford KA | 2 | 2:14.433 | 3.024 | 1.297 | 64.69 | 1:05.375 | 2 | 8 | 2 |
| 7 | 180 | Shine Automotive | Ford KA | 2 | 2:14.779 | 3.370 | 0.346 | 64.52 | 1:05.596 | 2 | 6 | -1 |
| 8 | 3 | Windgat Racing | Ford KA | 2 | 2:15.011 | 3.602 | 0.232 | 64.41 | 1:05.680 | 2 | 9 | 1 |
| 9 | 16 | KITE & SAWYER | | 2 | 2:15.237 | 3.828 | 0.226 | 64.31 | 1:05.667 | 2 | 10 | 1 |
| 10 | 96 | Poorsche Karrera Motorsport | Ford KA | 2 | 2:16.528 | 5.119 | 1.291 | 63.70 | 1:05.677 | 2 | 13 | 3 |
| 11 | 49 | LDR Performance Tuning | Ford KA | 2 | 2:16.860 | 5.451 | 0.332 | 63.54 | 1:05.189 | 2 | 11 | 0 |

NOT CLASSIFIED

| | | | | | | | | | | | | |
|-----|-----|---------------------|---------|---|----------|--------------|-------|-------|-----------------|---|----|--|
| DNF | 65 | Autotech Motorsport | Ford KA | 2 | 2:14.418 | 3.009 | | 64.70 | 1:05.654 | 2 | 7 | |
| DNF | 172 | Misty Racing | Ford KA | 2 | 2:15.719 | 4.310 | 1.301 | 64.08 | 1:05.279 | 2 | 12 | |

FASTEST LAP

| | | | | | | | | | | | | |
|--|----|----------------|---------|---|----------|--|--|-----------|--|--|--|------------|
| | 46 | MilnAir Racing | Ford KA | 2 | 1:04.074 | | | 67.86 mph | | | | 109.22 kph |
|--|----|----------------|---------|---|----------|--|--|-----------|--|--|--|------------|

Comments:

Cars 65, 172 - not running at the time of red flag

Red Flag (end of session): 12:48

Weather / Track : Bright / Dry

These results are provisional until the conclusion of any judicial and technical matters.

Date: 15/09/2024 Start: 12:45 Finish: 12:47
Brands Hatch Indy: 1.2079 miles

Clerk Of Course: Ian Denyer


Stewards:

Timekeeper: Rob Cook



EnduroKa

RACE 12 - GRID (12 minutes) - RESTART

| | | | |
|--------------------------------------------------------------------------------------|----|-----------------------------------|------------------------------------------|
| ROW 7 | 13 | 172 Misty Racing | |
| ROW 6 | 11 | 49 LDR Performance Tuning | 12 65 Autotech Motorsport |
| ROW 5 | 9 | 16 KITE & SAWYER | 10 96 Poorsche KArrera Motorsport |
| ROW 4 | 7 | 180 Shine Automotive | 8 3 Windgat Racing |
| ROW 3 | 5 | 64 Autotech Motorsport | 6 1 Burton Power Racing |
| ROW 2 | 3 | 38 Essex & Kent Motorsport | 4 5 Wolf Motorsport |
| ROW 1 | 1 | 4 Wolf Motorsport | 2 46 MilnAir Racing |
| Pole | | | |
|  | | | |

Comments:

Cars 65 & 172 - not running at the time of red flag

These results are provisional until the conclusion of any judicial and technical matters.

Brands Hatch Indy: 1.2079 miles

Clerk Of Course: Ian Denyer

Stewards:

Timekeeper: Rob Cook



EnduroKa

RACE 12 - SECOND PART - CLASSIFICATION

Race Distance: 12 Laps / 14.49 miles

| POS | NO | TEAM / DRIVERS | CAR | LAPS | TIME | GAP | DIFF | MPH | BEST | ON | GRD | ↑↓ |
|-----|-----|-------------------------------------------------------------------------------|---------|------|-----------|--------|--------|-------|----------|----|-----|----|
| 1 | 4 | Wolf Motorsport Luke READE | Ford KA | 12 | 12:53.401 | | | 67.47 | 1:03.828 | 11 | 1 | 0 |
| 2 | 46 | MilnAir Racing Jack WRIGHT | Ford KA | 12 | 12:53.700 | 0.299 | 0.299 | 67.44 | 1:03.182 | 11 | 2 | 0 |
| 3 | 38 | Essex & Kent Motorsport Lewis KENT | Ford KA | 12 | 12:53.916 | 0.515 | 0.216 | 67.42 | 1:03.647 | 11 | 3 | 0 |
| 4 | 64 | Autotech Motorsport Yousuf BIN-SUHAYL | Ford KA | 12 | 12:56.017 | 2.616 | 2.101 | 67.24 | 1:03.589 | 9 | 5 | 1 |
| 5 | 5 | Wolf Motorsport Chris READE | Ford KA | 12 | 12:56.296 | 2.895 | 0.279 | 67.22 | 1:03.991 | 4 | 4 | -1 |
| 6 | 65 | Autotech Motorsport Joey DA'PRATO | Ford KA | 12 | 12:56.519 | 3.118 | 0.223 | 67.20 | 1:03.338 | 9 | 12 | 6 |
| 7 | 16 | KITE & SAWYER Steve KITE / Paul SAWYER | Ford KA | 12 | 12:59.207 | 5.806 | 2.688 | 66.96 | 1:04.008 | 10 | 9 | 2 |
| 8 | 96 | Poorsche KArrera Motorsport Mark CAREY / Ben SMITHWELL | Ford KA | 12 | 13:00.211 | 6.810 | 1.004 | 66.88 | 1:04.171 | 9 | 10 | 2 |
| 9 | 1 | Burton Power Racing Tom VALENTINE / Andy BURTON | Ford KA | 12 | 13:07.239 | 13.838 | 7.028 | 66.28 | 1:03.809 | 10 | 6 | -3 |
| 10 | 172 | Misty Racing Xawery ZAWISCA / Francis FALCONER / Paul COLE | Ford KA | 12 | 13:18.719 | 25.318 | 11.480 | 65.33 | 1:05.037 | 5 | 13 | 3 |
| 11 | 49 | LDR Performance Tuning David BYWATER / Alexander BRANDHAM | Ford KA | 12 | 13:21.768 | 28.367 | 3.049 | 65.08 | 1:05.552 | 11 | 11 | 0 |
| 12 | 180 | Shine Automotive Nathan BROWN / Collin FRENCH / Adrian WOOD / Rob CHALMERS | Ford KA | 11 | 13:10.194 | 1 Lap | 1 Lap | 60.53 | 1:04.044 | 9 | 7 | -5 |

NOT CLASSIFIED

| | | | | | | | | | | | | |
|-----|---|-------------------------------|---------|---|--|--|--|--|--|--|--|--|
| DNF | 3 | Windgat Racing Mike MARAIS | Ford KA | 0 | | | | | | | | |
|-----|---|-------------------------------|---------|---|--|--|--|--|--|--|--|--|

FASTEST LAP

| | | | | | | |
|----|-------------------------------|---------|----|----------|-----------|------------|
| 46 | MilnAir Racing Jack WRIGHT | Ford KA | 11 | 1:03.182 | 68.82 mph | 110.76 kph |
|----|-------------------------------|---------|----|----------|-----------|------------|

Weather / Track : Bright / Dry

Date: 15/09/2024 Start: 13:02 Finish: 13:15
Brands Hatch Indy: 1.2079 miles

These results are provisional until the conclusion of any judicial and technical matters.

| | | | |
|-----------------------------|-----------|----------------------|---------------------------------------------------------------------------------------|
| Clerk Of Course: Ian Denyer | Stewards: | Timekeeper: Rob Cook |  |
|-----------------------------|-----------|----------------------|---------------------------------------------------------------------------------------|

EnduroKa

RACE 12 - LAP ANALYSIS

DIFF = Difference To Personal Best Lap

| P1 4 Wolf Motorsport | | | | |
|----------------------|---------------------|-------|--------------|---------------------|
| LAP | LAP TIME | DIFF | MPH | TIME OF DAY |
| 1 - | 1:06.753 | 2.925 | 65.14 | 13:03:47.747 |
| 2 - | 1:04.115 | 0.287 | 67.82 | 13:04:51.862 |
| 3 - | 1:04.180 | 0.352 | 67.75 | 13:05:56.042 |
| 4 - | 1:04.349 | 0.521 | 67.57 | 13:07:00.391 |
| 5 - | 1:04.157 | 0.329 | 67.78 | 13:08:04.548 |
| 6 - | 1:04.163 | 0.335 | 67.77 | 13:09:08.711 |
| 7 - | 1:03.912 (2) | 0.084 | 68.04 | 13:10:12.623 |
| 8 - | 1:04.964 | 1.136 | 66.93 | 13:11:17.587 |
| 9 - | 1:04.734 | 0.906 | 67.17 | 13:12:22.321 |
| 10 - | 1:04.114 (3) | 0.286 | 67.82 | 13:13:26.435 |
| 11 - | 1:03.828 (1) | | 68.13 | 13:14:30.263 |
| 12 - | 1:04.132 | 0.304 | 67.80 | 13:15:34.395 |

| P2 46 MilnAir Racing | | | | |
|----------------------|---------------------|-------|--------------|---------------------|
| LAP | LAP TIME | DIFF | MPH | TIME OF DAY |
| 1 - | 1:06.968 | 3.786 | 64.93 | 13:03:47.962 |
| 2 - | 1:04.103 | 0.921 | 67.83 | 13:04:52.065 |
| 3 - | 1:04.171 | 0.989 | 67.76 | 13:05:56.236 |
| 4 - | 1:04.523 | 1.341 | 67.39 | 13:07:00.759 |
| 5 - | 1:04.719 | 1.537 | 67.19 | 13:08:05.478 |
| 6 - | 1:03.755 (3) | 0.573 | 68.20 | 13:09:09.233 |
| 7 - | 1:03.594 (2) | 0.412 | 68.38 | 13:10:12.827 |
| 8 - | 1:04.785 | 1.603 | 67.12 | 13:11:17.612 |
| 9 - | 1:05.490 | 2.308 | 66.40 | 13:12:23.102 |
| 10 - | 1:04.479 | 1.297 | 67.44 | 13:13:27.581 |
| 11 - | 1:03.182 (1) | | 68.82 | 13:14:30.763 |
| 12 - | 1:03.931 | 0.749 | 68.02 | 13:15:34.694 |

| P3 38 Essex & Kent Motorsport | | | | |
|-------------------------------|---------------------|-------|--------------|---------------------|
| LAP | LAP TIME | DIFF | MPH | TIME OF DAY |
| 1 - | 1:07.119 | 3.472 | 64.78 | 13:03:48.113 |
| 2 - | 1:04.244 | 0.597 | 67.68 | 13:04:52.357 |
| 3 - | 1:04.195 | 0.548 | 67.74 | 13:05:56.552 |
| 4 - | 1:04.170 | 0.523 | 67.76 | 13:07:00.722 |
| 5 - | 1:04.809 | 1.162 | 67.09 | 13:08:05.531 |
| 6 - | 1:04.270 | 0.623 | 67.66 | 13:09:09.801 |
| 7 - | 1:03.833 (3) | 0.186 | 68.12 | 13:10:13.634 |
| 8 - | 1:04.008 | 0.361 | 67.93 | 13:11:17.642 |
| 9 - | 1:05.514 | 1.867 | 66.37 | 13:12:23.156 |
| 10 - | 1:03.775 (2) | 0.128 | 68.18 | 13:13:26.931 |
| 11 - | 1:03.647 (1) | | 68.32 | 13:14:30.578 |
| 12 - | 1:04.332 | 0.685 | 67.59 | 13:15:34.910 |

| P4 64 Autotech Motorsport | | | | |
|---------------------------|---------------------|-------|--------------|---------------------|
| LAP | LAP TIME | DIFF | MPH | TIME OF DAY |
| 1 - | 1:08.125 | 4.536 | 63.83 | 13:03:49.119 |
| 2 - | 1:04.648 | 1.059 | 67.26 | 13:04:53.767 |
| 3 - | 1:04.876 | 1.287 | 67.02 | 13:05:58.643 |
| 4 - | 1:04.222 | 0.633 | 67.71 | 13:07:02.865 |
| 5 - | 1:05.734 | 2.145 | 66.15 | 13:08:08.599 |
| 6 - | 1:04.439 | 0.850 | 67.48 | 13:09:13.038 |
| 7 - | 1:04.062 | 0.473 | 67.88 | 13:10:17.100 |
| 8 - | 1:04.584 | 0.995 | 67.33 | 13:11:21.684 |
| 9 - | 1:03.589 (1) | | 68.38 | 13:12:25.273 |
| 10 - | 1:03.634 (2) | 0.045 | 68.33 | 13:13:28.907 |
| 11 - | 1:04.288 | 0.699 | 67.64 | 13:14:33.195 |
| 12 - | 1:03.816 (3) | 0.227 | 68.14 | 13:15:37.011 |

DIFF = Difference To Personal Best Lap

| P5 5 Wolf Motorsport | | | | |
|----------------------|---------------------|-------|--------------|---------------------|
| LAP | LAP TIME | DIFF | MPH | TIME OF DAY |
| 1 - | 1:07.746 | 3.755 | 64.18 | 13:03:48.740 |
| 2 - | 1:04.400 | 0.409 | 67.52 | 13:04:53.140 |
| 3 - | 1:04.210 | 0.219 | 67.72 | 13:05:57.350 |
| 4 - | 1:03.991 (1) | | 67.95 | 13:07:01.341 |
| 5 - | 1:04.460 | 0.469 | 67.46 | 13:08:05.801 |
| 6 - | 1:04.525 | 0.534 | 67.39 | 13:09:10.326 |
| 7 - | 1:04.003 (3) | 0.012 | 67.94 | 13:10:14.329 |
| 8 - | 1:03.993 (2) | 0.002 | 67.95 | 13:11:18.322 |
| 9 - | 1:05.274 | 1.283 | 66.62 | 13:12:23.596 |
| 10 - | 1:04.618 | 0.627 | 67.29 | 13:13:28.214 |
| 11 - | 1:04.737 | 0.746 | 67.17 | 13:14:32.951 |
| 12 - | 1:04.339 | 0.348 | 67.58 | 13:15:37.290 |

| P6 65 Autotech Motorsport | | | | |
|---------------------------|---------------------|-------|--------------|---------------------|
| LAP | LAP TIME | DIFF | MPH | TIME OF DAY |
| 1 - | 1:12.477 | 9.139 | 59.99 | 13:03:53.471 |
| 2 - | 1:05.256 | 1.918 | 66.63 | 13:04:58.727 |
| 3 - | 1:03.884 (3) | 0.546 | 68.07 | 13:06:02.611 |
| 4 - | 1:03.902 | 0.564 | 68.05 | 13:07:06.513 |
| 5 - | 1:04.101 | 0.763 | 67.83 | 13:08:10.614 |
| 6 - | 1:03.931 | 0.593 | 68.02 | 13:09:14.545 |
| 7 - | 1:04.015 | 0.677 | 67.93 | 13:10:18.560 |
| 8 - | 1:04.034 | 0.696 | 67.91 | 13:11:22.594 |
| 9 - | 1:03.338 (1) | | 68.65 | 13:12:25.932 |
| 10 - | 1:03.620 (2) | 0.282 | 68.35 | 13:13:29.552 |
| 11 - | 1:03.898 | 0.560 | 68.05 | 13:14:33.450 |
| 12 - | 1:04.063 | 0.725 | 67.88 | 13:15:37.513 |

| P7 16 KITE & SAWYER | | | | |
|---------------------|---------------------|-------|--------------|---------------------|
| LAP | LAP TIME | DIFF | MPH | TIME OF DAY |
| 1 - | 1:09.101 | 5.093 | 62.93 | 13:03:50.095 |
| 2 - | 1:04.615 | 0.607 | 67.30 | 13:04:54.710 |
| 3 - | 1:04.739 | 0.731 | 67.17 | 13:05:59.449 |
| 4 - | 1:04.202 (2) | 0.194 | 67.73 | 13:07:03.651 |
| 5 - | 1:04.645 | 0.637 | 67.26 | 13:08:08.296 |
| 6 - | 1:05.107 | 1.099 | 66.79 | 13:09:13.403 |
| 7 - | 1:04.272 | 0.264 | 67.65 | 13:10:17.675 |
| 8 - | 1:05.380 | 1.372 | 66.51 | 13:11:23.055 |
| 9 - | 1:04.283 | 0.275 | 67.64 | 13:12:27.338 |
| 10 - | 1:04.008 (1) | | 67.93 | 13:13:31.346 |
| 11 - | 1:04.247 (3) | 0.239 | 67.68 | 13:14:35.593 |
| 12 - | 1:04.608 | 0.600 | 67.30 | 13:15:40.201 |

| P8 96 Poorsche KArrera Motorsport | | | | |
|-----------------------------------|---------------------|-------|--------------|---------------------|
| LAP | LAP TIME | DIFF | MPH | TIME OF DAY |
| 1 - | 1:08.944 | 4.773 | 63.07 | 13:03:49.938 |
| 2 - | 1:04.380 | 0.209 | 67.54 | 13:04:54.318 |
| 3 - | 1:04.747 | 0.576 | 67.16 | 13:05:59.065 |
| 4 - | 1:04.243 (2) | 0.072 | 67.68 | 13:07:03.308 |
| 5 - | 1:04.802 | 0.631 | 67.10 | 13:08:08.110 |
| 6 - | 1:04.446 | 0.275 | 67.47 | 13:09:12.556 |
| 7 - | 1:04.336 | 0.165 | 67.59 | 13:10:16.892 |
| 8 - | 1:06.662 | 2.491 | 65.23 | 13:11:23.554 |
| 9 - | 1:04.171 (1) | | 67.76 | 13:12:27.725 |
| 10 - | 1:04.440 | 0.269 | 67.48 | 13:13:32.165 |
| 11 - | 1:04.707 | 0.536 | 67.20 | 13:14:36.872 |
| 12 - | 1:04.333 (3) | 0.162 | 67.59 | 13:15:41.205 |

EnduroKa

RACE 12 - LAP ANALYSIS

DIFF = Difference To Personal Best Lap

| P9 1 Burton Power Racing | | | | |
|---------------------------------|---------------------|--------|--------------|---------------------|
| LAP | LAP TIME | DIFF | MPH | TIME OF DAY |
| 1 - | 1:08.332 | 4.523 | 63.63 | 13:03:49.326 |
| 2 - | 1:04.488 | 0.679 | 67.43 | 13:04:53.814 |
| 3 - | 1:04.624 | 0.815 | 67.29 | 13:05:58.438 |
| 4 - | 1:04.445 | 0.636 | 67.47 | 13:07:02.883 |
| 5 - | 1:04.632 | 0.823 | 67.28 | 13:08:07.515 |
| 6 - | 1:04.136 (3) | 0.327 | 67.80 | 13:09:11.651 |
| 7 - | 1:04.288 | 0.479 | 67.64 | 13:10:15.939 |
| 8 - | 1:04.019 (2) | 0.210 | 67.92 | 13:11:19.958 |
| 9 - | 1:04.225 | 0.416 | 67.70 | 13:12:24.183 |
| 10 - | 1:03.809 (1) | | 68.15 | 13:13:27.992 |
| 11 - | 1:04.458 | 0.649 | 67.46 | 13:14:32.450 |
| 12 - | 1:15.783 | 11.974 | 57.38 | 13:15:48.233 |

| P10 172 Misty Racing | | | | |
|-----------------------------|---------------------|--------|--------------|---------------------|
| LAP | LAP TIME | DIFF | MPH | TIME OF DAY |
| 1 - | 1:17.635 | 12.598 | 56.01 | 13:03:58.629 |
| 2 - | 1:06.157 | 1.120 | 65.73 | 13:05:04.786 |
| 3 - | 1:05.240 (3) | 0.203 | 66.65 | 13:06:10.026 |
| 4 - | 1:05.489 | 0.452 | 66.40 | 13:07:15.515 |
| 5 - | 1:05.037 (1) | | 66.86 | 13:08:20.552 |
| 6 - | 1:05.163 (2) | 0.126 | 66.73 | 13:09:25.715 |
| 7 - | 1:06.050 | 1.013 | 65.83 | 13:10:31.765 |
| 8 - | 1:05.465 | 0.428 | 66.42 | 13:11:37.230 |
| 9 - | 1:05.562 | 0.525 | 66.32 | 13:12:42.792 |
| 10 - | 1:05.441 | 0.404 | 66.45 | 13:13:48.233 |
| 11 - | 1:05.284 | 0.247 | 66.61 | 13:14:53.517 |
| 12 - | 1:06.196 | 1.159 | 65.69 | 13:15:59.713 |

| P11 49 LDR Performance Tuning | | | | |
|--------------------------------------|---------------------|-------|--------------|---------------------|
| LAP | LAP TIME | DIFF | MPH | TIME OF DAY |
| 1 - | 1:11.513 | 5.961 | 60.80 | 13:03:52.507 |
| 2 - | 1:07.695 | 2.143 | 64.23 | 13:05:00.202 |
| 3 - | 1:06.929 | 1.377 | 64.97 | 13:06:07.131 |
| 4 - | 1:06.177 | 0.625 | 65.71 | 13:07:13.308 |
| 5 - | 1:06.465 | 0.913 | 65.42 | 13:08:19.773 |
| 6 - | 1:07.671 | 2.119 | 64.26 | 13:09:27.444 |
| 7 - | 1:06.143 | 0.591 | 65.74 | 13:10:33.587 |
| 8 - | 1:05.753 (3) | 0.201 | 66.13 | 13:11:39.340 |
| 9 - | 1:05.582 (2) | 0.030 | 66.30 | 13:12:44.922 |
| 10 - | 1:05.797 | 0.245 | 66.09 | 13:13:50.719 |
| 11 - | 1:05.552 (1) | | 66.33 | 13:14:56.271 |
| 12 - | 1:06.491 | 0.939 | 65.40 | 13:16:02.762 |

| P12 180 Shine Automotive | | | | |
|---------------------------------|---------------------|----------|--------------|---------------------|
| LAP | LAP TIME | DIFF | MPH | TIME OF DAY |
| 1 - | 1:15.830 | 11.786 | 57.34 | 13:03:56.824 |
| 2 - | 1:04.170 | 0.126 | 67.76 | 13:05:00.994 |
| 3 - | 2:13.528 P | 1:09.484 | 32.56 | 13:07:14.522 |
| 4 - | 1:07.397 | 3.353 | 64.52 | 13:08:21.919 |
| 5 - | 1:04.099 (3) | 0.055 | 67.84 | 13:09:26.018 |
| 6 - | 1:04.446 | 0.402 | 67.47 | 13:10:30.464 |
| 7 - | 1:04.047 (2) | 0.003 | 67.89 | 13:11:34.511 |
| 8 - | 1:04.110 | 0.066 | 67.83 | 13:12:38.621 |
| 9 - | 1:04.044 (1) | | 67.90 | 13:13:42.665 |
| 10 - | 1:04.106 | 0.062 | 67.83 | 13:14:46.771 |
| 11 - | 1:04.417 | 0.373 | 67.50 | 13:15:51.188 |

EnduroKa

RACE 12 - LAP CHART

| LAP 1 @ 13:03:47.747 | | | LAP 2 @ 13:04:51.862 | | | LAP 3 @ 13:05:56.042 | | | LAP 4 @ 13:07:00.391 | | | LAP 5 @ 13:08:04.548 | | |
|----------------------|--------|----------|----------------------|--------|----------|----------------------|--------|----------|----------------------|--------|------------|----------------------|--------|----------|
| NO | BEHIND | LAP TIME | NO | BEHIND | LAP TIME | NO | BEHIND | LAP TIME | NO | BEHIND | LAP TIME | NO | BEHIND | LAP TIME |
| 4 | | 1:06.753 | 4 | | 1:04.115 | 4 | | 1:04.180 | 4 | | 1:04.349 | 4 | | 1:04.157 |
| 46 | 0.215 | 1:06.968 | 46 | 0.203 | 1:04.103 | 46 | 0.194 | 1:04.171 | 38 | 0.331 | 1:04.170 | 46 | 0.930 | 1:04.719 |
| 38 | 0.366 | 1:07.119 | 38 | 0.495 | 1:04.244 | 38 | 0.510 | 1:04.195 | 46 | 0.368 | 1:04.523 | 38 | 0.983 | 1:04.809 |
| 5 | 0.993 | 1:07.746 | 5 | 1.278 | 1:04.400 | 5 | 1.308 | 1:04.210 | 5 | 0.950 | 1:03.991 | 5 | 1.253 | 1:04.460 |
| 64 | 1.372 | 1:08.125 | 64 | 1.905 | 1:04.648 | 1 | 2.396 | 1:04.624 | 64 | 2.474 | 1:04.222 | 1 | 2.967 | 1:04.632 |
| 1 | 1.579 | 1:08.332 | 1 | 1.952 | 1:04.488 | 64 | 2.601 | 1:04.876 | 1 | 2.492 | 1:04.445 | 96 | 3.562 | 1:04.802 |
| 96 | 2.191 | 1:08.944 | 96 | 2.456 | 1:04.380 | 96 | 3.023 | 1:04.747 | 96 | 2.917 | 1:04.243 | 16 | 3.748 | 1:04.645 |
| 16 | 2.348 | 1:09.101 | 16 | 2.848 | 1:04.615 | 16 | 3.407 | 1:04.739 | 16 | 3.260 | 1:04.202 | 64 | 4.051 | 1:05.734 |
| 49 | 4.760 | 1:11.513 | 65 | 6.865 | 1:05.256 | 65 | 6.569 | 1:03.884 | 65 | 6.122 | 1:03.902 | 65 | 6.066 | 1:04.101 |
| 65 | 5.724 | 1:12.477 | 49 | 8.340 | 1:07.695 | 49 | 11.089 | 1:06.929 | 49 | 12.917 | 1:06.177 | 49 | 15.225 | 1:06.465 |
| 180 | 9.077 | 1:15.830 | 180 | 9.132 | 1:04.170 | 172 | 13.984 | 1:05.240 | 180 | 1 Lap | 2:13.528 P | 172 | 16.004 | 1:05.037 |
| 172 | 10.882 | 1:17.635 | 172 | 12.924 | 1:06.157 | | | | 172 | 15.124 | 1:05.489 | 180 | 1 Lap | 1:07.397 |

EnduroKa

RACE 12 - LAP CHART

| LAP 6 @ 13:09:08.711 | | | LAP 7 @ 13:10:12.623 | | | LAP 8 @ 13:11:17.587 | | | LAP 9 @ 13:12:22.321 | | | LAP 10 @ 13:13:26.435 | | |
|----------------------|--------|----------|----------------------|--------|----------|----------------------|--------|----------|----------------------|--------|----------|-----------------------|--------|----------|
| NO | BEHIND | LAP TIME | NO | BEHIND | LAP TIME | NO | BEHIND | LAP TIME | NO | BEHIND | LAP TIME | NO | BEHIND | LAP TIME |
| 4 | | 1:04.163 | 4 | | 1:03.912 | 4 | | 1:04.964 | 4 | | 1:04.734 | 4 | | 1:04.114 |
| 46 | 0.522 | 1:03.755 | 46 | 0.204 | 1:03.594 | 46 | 0.025 | 1:04.785 | 46 | 0.781 | 1:05.490 | 38 | 0.496 | 1:03.775 |
| 38 | 1.090 | 1:04.270 | 38 | 1.011 | 1:03.833 | 38 | 0.055 | 1:04.008 | 38 | 0.835 | 1:05.514 | 46 | 1.146 | 1:04.479 |
| 5 | 1.615 | 1:04.525 | 5 | 1.706 | 1:04.003 | 5 | 0.735 | 1:03.993 | 5 | 1.275 | 1:05.274 | 1 | 1.557 | 1:03.809 |
| 1 | 2.940 | 1:04.136 | 1 | 3.316 | 1:04.288 | 1 | 2.371 | 1:04.019 | 1 | 1.862 | 1:04.225 | 5 | 1.779 | 1:04.618 |
| 96 | 3.845 | 1:04.446 | 96 | 4.269 | 1:04.336 | 64 | 4.097 | 1:04.584 | 64 | 2.952 | 1:03.589 | 64 | 2.472 | 1:03.634 |
| 64 | 4.327 | 1:04.439 | 64 | 4.477 | 1:04.062 | 65 | 5.007 | 1:04.034 | 65 | 3.611 | 1:03.338 | 65 | 3.117 | 1:03.620 |
| 16 | 4.692 | 1:05.107 | 16 | 5.052 | 1:04.272 | 16 | 5.468 | 1:05.380 | 16 | 5.017 | 1:04.283 | 16 | 4.911 | 1:04.008 |
| 65 | 5.834 | 1:03.931 | 65 | 5.937 | 1:04.015 | 96 | 5.967 | 1:06.662 | 96 | 5.404 | 1:04.171 | 96 | 5.730 | 1:04.440 |
| 172 | 17.004 | 1:05.163 | 180 | 1 Lap | 1:04.446 | 180 | 1 Lap | 1:04.047 | 180 | 1 Lap | 1:04.110 | 180 | 1 Lap | 1:04.044 |
| 180 | 1 Lap | 1:04.099 | 172 | 19.142 | 1:06.050 | 172 | 19.643 | 1:05.465 | 172 | 20.471 | 1:05.562 | 172 | 21.798 | 1:05.441 |
| 49 | 18.733 | 1:07.671 | 49 | 20.964 | 1:06.143 | 49 | 21.753 | 1:05.753 | 49 | 22.601 | 1:05.582 | 49 | 24.284 | 1:05.797 |

EnduroKa

RACE 12 - LAP CHART

| LAP 11 @ 13:14:30.263 | | | LAP 12 @ 13:15:34.395 | | |
|-----------------------|--------|----------|-----------------------|--------|----------|
| NO | BEHIND | LAP TIME | NO | BEHIND | LAP TIME |
| 4 | | 1:03.828 | 4 | | 1:04.132 |
| 38 | 0.315 | 1:03.647 | 46 | 0.299 | 1:03.931 |
| 46 | 0.500 | 1:03.182 | 38 | 0.515 | 1:04.332 |
| 1 | 2.187 | 1:04.458 | 64 | 2.616 | 1:03.816 |
| 5 | 2.688 | 1:04.737 | 5 | 2.895 | 1:04.339 |
| 64 | 2.932 | 1:04.288 | 65 | 3.118 | 1:04.063 |
| 65 | 3.187 | 1:03.898 | 16 | 5.806 | 1:04.608 |
| 16 | 5.330 | 1:04.247 | 96 | 6.810 | 1:04.333 |
| 96 | 6.609 | 1:04.707 | 1 | 13.838 | 1:15.783 |
| 180 | 1 Lap | 1:04.106 | 180 | 1 Lap | 1:04.417 |
| 172 | 23.254 | 1:05.284 | 172 | 25.318 | 1:06.196 |
| 49 | 26.008 | 1:05.552 | 49 | 28.367 | 1:06.491 |

EnduroKa

RACE 12 - POSITION CHART

| No | Name | Lap | | | | | | | | | | | | |
|-----|-------------------------|-----|-----|-----|-----|-----|-----|-----|-----|-----|-----|-----|-----|-----|
| | | Pos | 1 | 2 | 3 | 4 | 5 | 6 | 7 | 8 | 9 | 10 | 11 | 12 |
| 4 | Wolf Motorsport | 1 | 4 | 4 | 4 | 4 | 4 | 4 | 4 | 4 | 4 | 4 | 4 | 4 |
| 46 | MiinAir Racing | 2 | 46 | 46 | 46 | 38 | 46 | 46 | 46 | 46 | 46 | 38 | 38 | 46 |
| 38 | Essex & Kent Motorsport | 3 | 38 | 38 | 38 | 46 | 38 | 38 | 38 | 38 | 46 | 46 | 38 | |
| 5 | Wolf Motorsport | 4 | 5 | 5 | 5 | 5 | 5 | 5 | 5 | 5 | 1 | 1 | 64 | |
| 64 | Autotech Motorsport | 5 | 64 | 64 | 1 | 64 | 1 | 1 | 1 | 1 | 5 | 5 | 5 | |
| 1 | Burton Power Racing | 6 | 1 | 1 | 64 | 1 | 96 | 96 | 96 | 64 | 64 | 64 | 64 | 65 |
| 180 | Shine Automotive | 7 | 96 | 96 | 96 | 96 | 16 | 64 | 64 | 65 | 65 | 65 | 65 | 16 |
| 3 | Windgat Racing | 8 | 16 | 16 | 16 | 16 | 64 | 16 | 16 | 16 | 16 | 16 | 16 | 96 |
| 16 | KITE & SAWYER | 9 | 49 | 65 | 65 | 65 | 65 | 65 | 65 | 96 | 96 | 96 | 96 | 1 |
| 96 | Poorsche Karrera Moto | 10 | 65 | 49 | 49 | 49 | 49 | 172 | 172 | 172 | 172 | 172 | 172 | 172 |
| 49 | LDR Performance Tuning | 11 | 180 | 180 | 172 | 172 | 172 | 49 | 49 | 49 | 49 | 49 | 49 | 49 |
| 65 | Autotech Motorsport | 12 | 172 | 172 | 180 | 180 | 180 | 180 | 180 | 180 | 180 | 180 | 180 | |
| 172 | Misty Racing | 13 | | | | | | | | | | | | |

EnduroKa

RACE 12 - STATISTICS

| | |
|-------------------------------|---------------------------|
| Competitors Started | 12 |
| Planned Start | 2024-09-15 @ 12:50:00.000 |
| Actual Start | 2024-09-15 @ 13:02:40.993 |
| Finish Time | 2024-09-15 @ 13:15:32.943 |
| Track Length | 1.2079mi. |
| Total Laps | 143 |
| Total Distance Covered | 172.7362mi. |

Session Fastest Lap History

| NO | NAME | LAP TIME | TIME OF DAY | LAP | VEHICLE |
|----|----------------------------------------------------|-----------------|--------------|-----|---------|
| 4 | Wolf Motorsport <i>L. READE</i> | 1:06.753 | 13:03:47.760 | 1 | Ford KA |
| 4 | Wolf Motorsport <i>L. READE</i> | 1:04.115 | 13:04:51.874 | 2 | Ford KA |
| 46 | MilnAir Racing <i>J. WRIGHT</i> | 1:04.103 | 13:04:52.000 | 2 | Ford KA |
| 65 | Autotech Motorsport <i>J. DA'PRATO</i> | 1:03.884 | 13:06:02.630 | 3 | Ford KA |
| 46 | MilnAir Racing <i>J. WRIGHT</i> | 1:03.755 | 13:09:09.256 | 6 | Ford KA |
| 46 | MilnAir Racing <i>J. WRIGHT</i> | 1:03.594 | 13:10:12.762 | 7 | Ford KA |
| 64 | Autotech Motorsport <i>Y. BIN-SUHAYL</i> | 1:03.589 | 13:12:25.287 | 9 | Ford KA |
| 65 | Autotech Motorsport <i>J. DA'PRATO</i> | 1:03.338 | 13:12:25.949 | 9 | Ford KA |
| 46 | MilnAir Racing <i>J. WRIGHT</i> | 1:03.182 | 13:14:30.788 | 11 | Ford KA |

Session Leader History

| NO | NAME | FROM LAP | LAPS LED | DISTANCE | VEHICLE |
|----|-------------------------------------------|----------|----------|-------------|---------|
| 4 | Wolf Motorsport <i>L. READE</i> | 1 | 12 | 14.49 miles | Ford KA |

Flag History


| TYPE | TIME OF DAY |
|--------|--------------|
| GREEN | 13:02:40.993 |
| FINISH | 13:15:32.943 |

Flag Statistics

| TYPE | COUNT | TOTAL LAPS | TOTAL TIME |
|------------|-------|------------|------------|
| Green | 1 | 12 | 13:36.843 |
| Red | 0 | 0 | 0.000 |
| Safety Car | 0 | 0 | 0.000 |
| FCY | 0 | 0 | 0.000 |

EnduroKa

RACE 15 - GRID (15 minutes)

| | | | | |
|--------------------------------------------------------------------------------------|----|-----------------------------------|----|---------------------------------------|
| ROW 7 | 13 | 3 Windgat Racing | 14 | 101 Out of Limits Racing |
| ROW 6 | 11 | 49 LDR Performance Tuning | 12 | 180 Shine Automotive |
| ROW 5 | 9 | 1 Burton Power Racing | 10 | 172 Misty Racing |
| ROW 4 | 7 | 16 KITE & SAWYER | 8 | 96 Poorsche KArrera Motorsport |
| ROW 3 | 5 | 5 Wolf Motorsport | 6 | 65 Autotech Motorsport |
| ROW 2 | 3 | 38 Essex & Kent Motorsport | 4 | 64 Autotech Motorsport |
| ROW 1 | 1 | 4 Wolf Motorsport | 2 | 46 MilnAir Racing |
| Pole | | | | |
|  | | | | |

These results are provisional until the conclusion of any judicial and technical matters.

Brands Hatch Indy: 1.2079 miles

Clerk Of Course: Ian Denyer

Stewards:

Timekeeper: Rob Cook



EnduroKa

RACE 15 - CLASSIFICATION

Race Distance: 14 Laps / 16.91 miles

| POS | NO | TEAM / DRIVERS | CAR | LAPS | TIME | GAP | DIFF | MPH | BEST | ON | GRD | ↑↓ |
|-----|-----|-------------------------------------------------------------------------------|---------|------|-----------|--------|--------|-------|----------|----|-----|----|
| 1 | 46 | MilnAir Racing Jack WRIGHT | Ford KA | 14 | 14:59.989 | | | 67.64 | 1:03.522 | 6 | 2 | 1 |
| 2 | 4 | Wolf Motorsport Luke READE | Ford KA | 14 | 15:00.647 | 0.658 | 0.658 | 67.59 | 1:03.560 | 14 | 1 | -1 |
| 3 | 64 | Autotech Motorsport Yousuf BIN-SUHAYL | Ford KA | 14 | 15:01.246 | 1.257 | 0.599 | 67.55 | 1:03.554 | 10 | 4 | 1 |
| 4 | 65 | Autotech Motorsport Joey D'APRATO | Ford KA | 14 | 15:01.283 | 1.294 | 0.037 | 67.54 | 1:03.638 | 10 | 6 | 2 |
| 5 | 1 | Burton Power Racing Tom VALENTINE / Andy BURTON | Ford KA | 14 | 15:03.013 | 3.024 | 1.730 | 67.41 | 1:03.816 | 12 | 9 | 4 |
| 6 | 5 | Wolf Motorsport Chris READE | Ford KA | 14 | 15:03.965 | 3.976 | 0.952 | 67.34 | 1:03.792 | 11 | 5 | -1 |
| 7 | 3 | Windgat Racing Mike MARAIS | Ford KA | 14 | 15:10.569 | 10.580 | 6.604 | 66.85 | 1:03.913 | 3 | 13 | 6 |
| 8 | 180 | Shine Automotive Nathan BROWN / Collin FRENCH / Adrian WOOD / Rob CHALMERS | Ford KA | 14 | 15:11.358 | 11.369 | 0.789 | 66.80 | 1:04.001 | 4 | 12 | 4 |
| 9 | 49 | LDR Performance Tuning David BYWATER / Alexander BRANDHAM | Ford KA | 14 | 15:12.634 | 12.645 | 1.276 | 66.70 | 1:04.329 | 11 | 11 | 2 |
| 10 | 96 | Poorsche Karrera Motorsport Mark CAREY / Ben SMITHWELL | Ford KA | 14 | 15:19.509 | 19.520 | 6.875 | 66.20 | 1:04.277 | 12 | 8 | -2 |
| 11 | 172 | Misty Racing Xawery ZAWISCA / Francis FALCONER / Paul COLE | Ford KA | 14 | 15:23.596 | 23.607 | 4.087 | 65.91 | 1:04.630 | 8 | 10 | -1 |
| 12 | 101 | Out of Limits Racing Wentao XU | Ford KA | 14 | 15:25.706 | 25.717 | 2.110 | 65.76 | 1:05.123 | 11 | 14 | 2 |
| 13 | 16 | KITE & SAWYER Steve KITE / Paul SAWYER | Ford KA | 14 | 15:39.643 | 39.654 | 13.937 | 64.79 | 1:04.411 | 3 | 7 | -6 |

NOT CLASSIFIED

| | | | | | | | | | | | | |
|-----|----|---------------------------------------|---------|---|----------|---------|---------|-------|----------|---|--|--|
| DNF | 38 | Essex & Kent Motorsport Lewis KENT | Ford KA | 3 | 3:16.735 | 11 Laps | 11 Laps | 66.31 | 1:04.151 | 3 | | |
|-----|----|---------------------------------------|---------|---|----------|---------|---------|-------|----------|---|--|--|

FASTEST LAP

| | | | | | | |
|----|-------------------------------|---------|---|----------|-----------|------------|
| 46 | MilnAir Racing Jack WRIGHT | Ford KA | 6 | 1:03.522 | 68.45 mph | 110.17 kph |
|----|-------------------------------|---------|---|----------|-----------|------------|

Weather / Track : Bright / Dry

These results are provisional until the conclusion of any judicial and technical matters.

Date: 15/09/2024 Start: 14:33 Finish: 14:48
Brands Hatch Indy: 1.2079 miles

Clerk Of Course: Ian Denyer

Stewards:

Timekeeper: Rob Cook



RACE 15 - LAP ANALYSIS

DIFF = Difference To Personal Best Lap

| P1 46 MilnAir Racing | | | | |
|----------------------|---------------------|-------|--------------|---------------------|
| LAP | LAP TIME | DIFF | MPH | TIME OF DAY |
| 1 - | 1:08.074 | 4.552 | 63.88 | 14:34:53.223 |
| 2 - | 1:04.691 | 1.169 | 67.22 | 14:35:57.914 |
| 3 - | 1:04.154 | 0.632 | 67.78 | 14:37:02.068 |
| 4 - | 1:03.745 | 0.223 | 68.21 | 14:38:05.813 |
| 5 - | 1:03.579 (3) | 0.057 | 68.39 | 14:39:09.392 |
| 6 - | 1:03.522 (1) | | 68.45 | 14:40:12.914 |
| 7 - | 1:04.058 | 0.536 | 67.88 | 14:41:16.972 |
| 8 - | 1:05.201 | 1.679 | 66.69 | 14:42:22.173 |
| 9 - | 1:03.973 | 0.451 | 67.97 | 14:43:26.146 |
| 10 - | 1:03.645 | 0.123 | 68.32 | 14:44:29.791 |
| 11 - | 1:04.226 | 0.704 | 67.70 | 14:45:34.017 |
| 12 - | 1:03.903 | 0.381 | 68.05 | 14:46:37.920 |
| 13 - | 1:03.641 | 0.119 | 68.33 | 14:47:41.561 |
| 14 - | 1:03.577 (2) | 0.055 | 68.39 | 14:48:45.138 |

| P2 4 Wolf Motorsport | | | | |
|----------------------|---------------------|-------|--------------|---------------------|
| LAP | LAP TIME | DIFF | MPH | TIME OF DAY |
| 1 - | 1:07.465 | 3.905 | 64.45 | 14:34:52.614 |
| 2 - | 1:03.998 | 0.438 | 67.94 | 14:35:56.612 |
| 3 - | 1:03.901 | 0.341 | 68.05 | 14:37:00.513 |
| 4 - | 1:03.836 | 0.276 | 68.12 | 14:38:04.349 |
| 5 - | 1:04.226 | 0.666 | 67.70 | 14:39:08.575 |
| 6 - | 1:04.051 | 0.491 | 67.89 | 14:40:12.626 |
| 7 - | 1:04.284 | 0.724 | 67.64 | 14:41:16.910 |
| 8 - | 1:05.119 | 1.559 | 66.77 | 14:42:22.029 |
| 9 - | 1:05.270 | 1.710 | 66.62 | 14:43:27.299 |
| 10 - | 1:03.599 (2) | 0.039 | 68.37 | 14:44:30.898 |
| 11 - | 1:03.675 (3) | 0.115 | 68.29 | 14:45:34.573 |
| 12 - | 1:03.934 | 0.374 | 68.01 | 14:46:38.507 |
| 13 - | 1:03.729 | 0.169 | 68.23 | 14:47:42.236 |
| 14 - | 1:03.560 (1) | | 68.41 | 14:48:45.796 |

| P3 64 Autotech Motorsport | | | | |
|---------------------------|---------------------|-------|--------------|---------------------|
| LAP | LAP TIME | DIFF | MPH | TIME OF DAY |
| 1 - | 1:08.834 | 5.280 | 63.17 | 14:34:53.983 |
| 2 - | 1:04.101 | 0.547 | 67.83 | 14:35:58.084 |
| 3 - | 1:04.420 | 0.866 | 67.50 | 14:37:02.504 |
| 4 - | 1:03.942 | 0.388 | 68.00 | 14:38:06.446 |
| 5 - | 1:03.930 | 0.376 | 68.02 | 14:39:10.376 |
| 6 - | 1:03.810 (3) | 0.256 | 68.14 | 14:40:14.186 |
| 7 - | 1:03.904 | 0.350 | 68.04 | 14:41:18.090 |
| 8 - | 1:04.255 | 0.701 | 67.67 | 14:42:22.345 |
| 9 - | 1:04.660 | 1.106 | 67.25 | 14:43:27.005 |
| 10 - | 1:03.554 (1) | | 68.42 | 14:44:30.559 |
| 11 - | 1:03.715 (2) | 0.161 | 68.25 | 14:45:34.274 |
| 12 - | 1:04.436 | 0.882 | 67.48 | 14:46:38.710 |
| 13 - | 1:03.840 | 0.286 | 68.11 | 14:47:42.550 |
| 14 - | 1:03.845 | 0.291 | 68.11 | 14:48:46.395 |

| P4 65 Autotech Motorsport | | | | |
|---------------------------|--------------|-------|-------|--------------|
| LAP | LAP TIME | DIFF | MPH | TIME OF DAY |
| 1 - | 1:09.252 | 5.614 | 62.79 | 14:34:54.401 |
| 2 - | 1:04.640 | 1.002 | 67.27 | 14:35:59.041 |
| 3 - | 1:04.883 | 1.245 | 67.02 | 14:37:03.924 |
| 4 - | 1:04.184 | 0.546 | 67.75 | 14:38:08.108 |
| 5 - | 1:03.744 | 0.106 | 68.21 | 14:39:11.852 |
| 6 - | 1:03.765 | 0.127 | 68.19 | 14:40:15.617 |
| 7 - | 1:03.907 | 0.269 | 68.04 | 14:41:19.524 |
| 8 - | 1:04.369 | 0.731 | 67.55 | 14:42:23.893 |
| 9 - | 1:03.687 (3) | 0.049 | 68.28 | 14:43:27.580 |

DIFF = Difference To Personal Best Lap

| | | | | |
|-------------|---------------------|-------|--------------|---------------------|
| 10 - | 1:03.638 (1) | | 68.33 | 14:44:31.218 |
| 11 - | 1:03.852 | 0.214 | 68.10 | 14:45:35.070 |
| 12 - | 1:03.689 | 0.051 | 68.27 | 14:46:38.759 |
| 13 - | 1:04.000 | 0.362 | 67.94 | 14:47:42.759 |
| 14 - | 1:03.673 (2) | 0.035 | 68.29 | 14:48:46.432 |

| P5 1 Burton Power Racing | | | | |
|--------------------------|---------------------|-------|--------------|---------------------|
| LAP | LAP TIME | DIFF | MPH | TIME OF DAY |
| 1 - | 1:09.408 | 5.592 | 62.65 | 14:34:54.557 |
| 2 - | 1:04.522 | 0.706 | 67.39 | 14:35:59.079 |
| 3 - | 1:04.386 | 0.570 | 67.53 | 14:37:03.465 |
| 4 - | 1:04.015 | 0.199 | 67.93 | 14:38:07.480 |
| 5 - | 1:04.013 | 0.197 | 67.93 | 14:39:11.493 |
| 6 - | 1:03.910 | 0.094 | 68.04 | 14:40:15.403 |
| 7 - | 1:03.867 (3) | 0.051 | 68.08 | 14:41:19.270 |
| 8 - | 1:05.014 | 1.198 | 66.88 | 14:42:24.284 |
| 9 - | 1:03.984 | 0.168 | 67.96 | 14:43:28.268 |
| 10 - | 1:03.980 | 0.164 | 67.96 | 14:44:32.248 |
| 11 - | 1:03.849 (2) | 0.033 | 68.10 | 14:45:36.097 |
| 12 - | 1:03.816 (1) | | 68.14 | 14:46:39.913 |
| 13 - | 1:04.209 | 0.393 | 67.72 | 14:47:44.122 |
| 14 - | 1:04.040 | 0.224 | 67.90 | 14:48:48.162 |

| P6 5 Wolf Motorsport | | | | |
|----------------------|---------------------|-------|--------------|---------------------|
| LAP | LAP TIME | DIFF | MPH | TIME OF DAY |
| 1 - | 1:09.210 | 5.418 | 62.83 | 14:34:54.359 |
| 2 - | 1:04.034 | 0.242 | 67.91 | 14:35:58.393 |
| 3 - | 1:05.322 | 1.530 | 66.57 | 14:37:03.715 |
| 4 - | 1:04.127 | 0.335 | 67.81 | 14:38:07.842 |
| 5 - | 1:04.404 | 0.612 | 67.52 | 14:39:12.246 |
| 6 - | 1:04.275 | 0.483 | 67.65 | 14:40:16.521 |
| 7 - | 1:04.207 | 0.415 | 67.72 | 14:41:20.728 |
| 8 - | 1:03.951 (3) | 0.159 | 67.99 | 14:42:24.679 |
| 9 - | 1:04.400 | 0.608 | 67.52 | 14:43:29.079 |
| 10 - | 1:04.034 | 0.242 | 67.91 | 14:44:33.113 |
| 11 - | 1:03.792 (1) | | 68.16 | 14:45:36.905 |
| 12 - | 1:03.827 (2) | 0.035 | 68.13 | 14:46:40.732 |
| 13 - | 1:04.277 | 0.485 | 67.65 | 14:47:45.009 |
| 14 - | 1:04.105 | 0.313 | 67.83 | 14:48:49.114 |

| P7 3 Windgat Racing | | | | |
|---------------------|---------------------|-------|--------------|---------------------|
| LAP | LAP TIME | DIFF | MPH | TIME OF DAY |
| 1 - | 1:11.260 | 7.347 | 61.02 | 14:34:56.409 |
| 2 - | 1:05.143 | 1.230 | 66.75 | 14:36:01.552 |
| 3 - | 1:03.913 (1) | | 68.03 | 14:37:05.465 |
| 4 - | 1:05.008 | 1.095 | 66.89 | 14:38:10.473 |
| 5 - | 1:04.317 | 0.404 | 67.61 | 14:39:14.790 |
| 6 - | 1:04.670 | 0.757 | 67.24 | 14:40:19.460 |
| 7 - | 1:04.686 | 0.773 | 67.22 | 14:41:24.146 |
| 8 - | 1:04.236 (2) | 0.323 | 67.69 | 14:42:28.382 |
| 9 - | 1:04.640 | 0.727 | 67.27 | 14:43:33.022 |
| 10 - | 1:05.195 | 1.282 | 66.70 | 14:44:38.217 |
| 11 - | 1:04.244 (3) | 0.331 | 67.68 | 14:45:42.461 |
| 12 - | 1:04.250 | 0.337 | 67.68 | 14:46:46.711 |
| 13 - | 1:04.696 | 0.783 | 67.21 | 14:47:51.407 |
| 14 - | 1:04.311 | 0.398 | 67.61 | 14:48:55.718 |

| P8 180 Shine Automotive | | | | |
|-------------------------|----------|-------|-------|--------------|
| LAP | LAP TIME | DIFF | MPH | TIME OF DAY |
| 1 - | 1:11.386 | 7.385 | 60.91 | 14:34:56.535 |
| 2 - | 1:05.652 | 1.651 | 66.23 | 14:36:02.187 |
| 3 - | 1:05.226 | 1.225 | 66.66 | 14:37:07.413 |

EnduroKa

RACE 15 - LAP ANALYSIS

DIFF = Difference To Personal Best Lap

| | | | | |
|------|---------------------|-------|--------------|---------------------|
| 4 - | 1:04.001 (1) | | 67.94 | 14:38:11.414 |
| 5 - | 1:04.696 | 0.695 | 67.21 | 14:39:16.110 |
| 6 - | 1:04.274 | 0.273 | 67.65 | 14:40:20.384 |
| 7 - | 1:04.411 | 0.410 | 67.51 | 14:41:24.795 |
| 8 - | 1:04.345 | 0.344 | 67.58 | 14:42:29.140 |
| 9 - | 1:04.120 (3) | 0.119 | 67.81 | 14:43:33.260 |
| 10 - | 1:05.399 | 1.398 | 66.49 | 14:44:38.659 |
| 11 - | 1:04.020 (2) | 0.019 | 67.92 | 14:45:42.679 |
| 12 - | 1:04.363 | 0.362 | 67.56 | 14:46:47.042 |
| 13 - | 1:04.903 | 0.902 | 67.00 | 14:47:51.945 |
| 14 - | 1:04.562 | 0.561 | 67.35 | 14:48:56.507 |

P9 49 LDR Performance Tuning

| LAP | LAP TIME | DIFF | MPH | TIME OF DAY |
|------|---------------------|-------|--------------|---------------------|
| 1 - | 1:11.118 | 6.789 | 61.14 | 14:34:56.267 |
| 2 - | 1:05.594 | 1.265 | 66.29 | 14:36:01.861 |
| 3 - | 1:04.607 | 0.278 | 67.30 | 14:37:06.468 |
| 4 - | 1:04.984 | 0.655 | 66.91 | 14:38:11.452 |
| 5 - | 1:05.463 | 1.134 | 66.42 | 14:39:16.915 |
| 6 - | 1:04.413 (3) | 0.084 | 67.51 | 14:40:21.328 |
| 7 - | 1:04.511 | 0.182 | 67.40 | 14:41:25.839 |
| 8 - | 1:05.050 | 0.721 | 66.85 | 14:42:30.889 |
| 9 - | 1:04.520 | 0.191 | 67.39 | 14:43:35.409 |
| 10 - | 1:04.531 | 0.202 | 67.38 | 14:44:39.940 |
| 11 - | 1:04.329 (1) | | 67.59 | 14:45:44.269 |
| 12 - | 1:04.507 | 0.178 | 67.41 | 14:46:48.776 |
| 13 - | 1:04.406 (2) | 0.077 | 67.51 | 14:47:53.182 |
| 14 - | 1:04.601 | 0.272 | 67.31 | 14:48:57.783 |

P10 96 Poorsche Karrera Motorsport

| LAP | LAP TIME | DIFF | MPH | TIME OF DAY |
|------|---------------------|-------|--------------|---------------------|
| 1 - | 1:10.518 | 6.241 | 61.66 | 14:34:55.667 |
| 2 - | 1:05.568 | 1.291 | 66.32 | 14:36:01.235 |
| 3 - | 1:07.068 | 2.791 | 64.83 | 14:37:08.303 |
| 4 - | 1:05.161 | 0.884 | 66.73 | 14:38:13.464 |
| 5 - | 1:06.921 | 2.644 | 64.98 | 14:39:20.385 |
| 6 - | 1:06.076 | 1.799 | 65.81 | 14:40:26.461 |
| 7 - | 1:05.108 | 0.831 | 66.79 | 14:41:31.569 |
| 8 - | 1:04.839 | 0.562 | 67.06 | 14:42:36.408 |
| 9 - | 1:04.979 | 0.702 | 66.92 | 14:43:41.387 |
| 10 - | 1:04.721 | 0.444 | 67.19 | 14:44:46.108 |
| 11 - | 1:04.672 (3) | 0.395 | 67.24 | 14:45:50.780 |
| 12 - | 1:04.277 (1) | | 67.65 | 14:46:55.057 |
| 13 - | 1:04.444 (2) | 0.167 | 67.47 | 14:47:59.501 |
| 14 - | 1:05.157 | 0.880 | 66.74 | 14:49:04.658 |

P11 172 Misty Racing

| LAP | LAP TIME | DIFF | MPH | TIME OF DAY |
|------|---------------------|-------|--------------|---------------------|
| 1 - | 1:11.336 | 6.706 | 60.95 | 14:34:56.485 |
| 2 - | 1:06.432 | 1.802 | 65.45 | 14:36:02.917 |
| 3 - | 1:06.356 | 1.726 | 65.53 | 14:37:09.273 |
| 4 - | 1:04.650 (2) | 0.020 | 67.26 | 14:38:13.923 |
| 5 - | 1:06.601 | 1.971 | 65.29 | 14:39:20.524 |
| 6 - | 1:05.607 | 0.977 | 66.28 | 14:40:26.131 |
| 7 - | 1:04.911 | 0.281 | 66.99 | 14:41:31.042 |
| 8 - | 1:04.630 (1) | | 67.28 | 14:42:35.672 |
| 9 - | 1:04.744 | 0.114 | 67.16 | 14:43:40.416 |
| 10 - | 1:04.998 | 0.368 | 66.90 | 14:44:45.414 |
| 11 - | 1:04.734 | 0.104 | 67.17 | 14:45:50.148 |
| 12 - | 1:04.718 (3) | 0.088 | 67.19 | 14:46:54.866 |
| 13 - | 1:08.832 | 4.202 | 63.17 | 14:48:03.698 |
| 14 - | 1:05.047 | 0.417 | 66.85 | 14:49:08.745 |

DIFF = Difference To Personal Best Lap

| P12 101 Out of Limits Racing | | | | |
|------------------------------|---------------------|-------|--------------|---------------------|
| LAP | LAP TIME | DIFF | MPH | TIME OF DAY |
| 1 - | 1:13.191 | 8.068 | 59.41 | 14:34:58.340 |
| 2 - | 1:06.203 | 1.080 | 65.68 | 14:36:04.543 |
| 3 - | 1:05.416 | 0.293 | 66.47 | 14:37:09.959 |
| 4 - | 1:05.793 | 0.670 | 66.09 | 14:38:15.752 |
| 5 - | 1:06.200 | 1.077 | 65.68 | 14:39:21.952 |
| 6 - | 1:05.617 | 0.494 | 66.27 | 14:40:27.569 |
| 7 - | 1:05.667 | 0.544 | 66.22 | 14:41:33.236 |
| 8 - | 1:05.460 | 0.337 | 66.43 | 14:42:38.696 |
| 9 - | 1:05.206 | 0.083 | 66.69 | 14:43:43.902 |
| 10 - | 1:05.758 | 0.635 | 66.13 | 14:44:49.660 |
| 11 - | 1:05.123 (1) | | 66.77 | 14:45:54.783 |
| 12 - | 1:05.161 (2) | 0.038 | 66.73 | 14:46:59.944 |
| 13 - | 1:05.706 | 0.583 | 66.18 | 14:48:05.650 |
| 14 - | 1:05.205 (3) | 0.082 | 66.69 | 14:49:10.855 |

P13 16 KITE & SAWYER

| LAP | LAP TIME | DIFF | MPH | TIME OF DAY |
|------|---------------------|--------|--------------|---------------------|
| 1 - | 1:09.884 | 5.473 | 62.22 | 14:34:55.033 |
| 2 - | 1:05.717 (3) | 1.306 | 66.17 | 14:36:00.750 |
| 3 - | 1:04.411 (1) | | 67.51 | 14:37:05.161 |
| 4 - | 1:05.039 (2) | 0.628 | 66.86 | 14:38:10.200 |
| 5 - | 1:17.991 | 13.580 | 55.75 | 14:39:28.191 |
| 6 - | 1:06.457 | 2.046 | 65.43 | 14:40:34.648 |
| 7 - | 1:05.921 | 1.510 | 65.96 | 14:41:40.569 |
| 8 - | 1:06.413 | 2.002 | 65.47 | 14:42:46.982 |
| 9 - | 1:06.356 | 1.945 | 65.53 | 14:43:53.338 |
| 10 - | 1:05.910 | 1.499 | 65.97 | 14:44:59.248 |
| 11 - | 1:06.731 | 2.320 | 65.16 | 14:46:05.979 |
| 12 - | 1:06.286 | 1.875 | 65.60 | 14:47:12.265 |
| 13 - | 1:06.322 | 1.911 | 65.56 | 14:48:18.587 |
| 14 - | 1:06.205 | 1.794 | 65.68 | 14:49:24.792 |

P14 38 Essex & Kent Motorsport

| LAP | LAP TIME | DIFF | MPH | TIME OF DAY |
|-----|---------------------|-------|--------------|---------------------|
| 1 - | 1:08.208 (3) | 4.057 | 63.75 | 14:34:53.357 |
| 2 - | 1:04.376 (2) | 0.225 | 67.55 | 14:35:57.733 |
| 3 - | 1:04.151 (1) | | 67.78 | 14:37:01.884 |

EnduroKa

RACE 15 - LAP CHART

| LAP 1 @ 14:34:52.614 | | | LAP 2 @ 14:35:56.612 | | | LAP 3 @ 14:37:00.513 | | | LAP 4 @ 14:38:04.349 | | | LAP 5 @ 14:39:08.575 | | |
|----------------------|--------|----------|----------------------|--------|----------|----------------------|--------|----------|----------------------|--------|----------|----------------------|--------|----------|
| NO | BEHIND | LAP TIME | NO | BEHIND | LAP TIME | NO | BEHIND | LAP TIME | NO | BEHIND | LAP TIME | NO | BEHIND | LAP TIME |
| 4 | | 1:07.465 | 4 | | 1:03.998 | 4 | | 1:03.901 | 4 | | 1:03.836 | 4 | | 1:04.226 |
| 46 | 0.609 | 1:08.074 | 38 | 1.121 | 1:04.376 | 38 | 1.371 | 1:04.151 | 46 | 1.464 | 1:03.745 | 46 | 0.817 | 1:03.579 |
| 38 | 0.743 | 1:08.208 | 46 | 1.302 | 1:04.691 | 46 | 1.555 | 1:04.154 | 64 | 2.097 | 1:03.942 | 64 | 1.801 | 1:03.930 |
| 64 | 1.369 | 1:08.834 | 64 | 1.472 | 1:04.101 | 64 | 1.991 | 1:04.420 | 1 | 3.131 | 1:04.015 | 1 | 2.918 | 1:04.013 |
| 5 | 1.745 | 1:09.210 | 5 | 1.781 | 1:04.034 | 1 | 2.952 | 1:04.386 | 5 | 3.493 | 1:04.127 | 65 | 3.277 | 1:03.744 |
| 65 | 1.787 | 1:09.252 | 65 | 2.429 | 1:04.640 | 5 | 3.202 | 1:05.322 | 65 | 3.759 | 1:04.184 | 5 | 3.671 | 1:04.404 |
| 1 | 1.943 | 1:09.408 | 1 | 2.467 | 1:04.522 | 65 | 3.411 | 1:04.883 | 16 | 5.851 | 1:05.039 | 3 | 6.215 | 1:04.317 |
| 16 | 2.419 | 1:09.884 | 16 | 4.138 | 1:05.717 | 16 | 4.648 | 1:04.411 | 3 | 6.124 | 1:05.008 | 180 | 7.535 | 1:04.696 |
| 96 | 3.053 | 1:10.518 | 96 | 4.623 | 1:05.568 | 3 | 4.952 | 1:03.913 | 180 | 7.065 | 1:04.001 | 49 | 8.340 | 1:05.463 |
| 49 | 3.653 | 1:11.118 | 3 | 4.940 | 1:05.143 | 49 | 5.955 | 1:04.607 | 49 | 7.103 | 1:04.984 | 96 | 11.810 | 1:06.921 |
| 3 | 3.795 | 1:11.260 | 49 | 5.249 | 1:05.594 | 180 | 6.900 | 1:05.226 | 96 | 9.115 | 1:05.161 | 172 | 11.949 | 1:06.601 |
| 172 | 3.871 | 1:11.336 | 180 | 5.575 | 1:05.652 | 96 | 7.790 | 1:07.068 | 172 | 9.574 | 1:04.650 | 101 | 13.377 | 1:06.200 |
| 180 | 3.921 | 1:11.386 | 172 | 6.305 | 1:06.432 | 172 | 8.760 | 1:06.356 | 101 | 11.403 | 1:05.793 | 16 | 19.616 | 1:17.991 |
| 101 | 5.726 | 1:13.191 | 101 | 7.931 | 1:06.203 | 101 | 9.446 | 1:05.416 | | | | | | |

EnduroKa

RACE 15 - LAP CHART

| LAP 6 @ 14:40:12.626 | | | LAP 7 @ 14:41:16.910 | | | LAP 8 @ 14:42:22.029 | | | LAP 9 @ 14:43:26.146 | | | LAP 10 @ 14:44:29.791 | | |
|----------------------|--------|----------|----------------------|--------|----------|----------------------|--------|----------|----------------------|--------|----------|-----------------------|--------|----------|
| NO | BEHIND | LAP TIME | NO | BEHIND | LAP TIME | NO | BEHIND | LAP TIME | NO | BEHIND | LAP TIME | NO | BEHIND | LAP TIME |
| 4 | | 1:04.051 | 4 | | 1:04.284 | 4 | | 1:05.119 | 46 | | 1:03.973 | 46 | | 1:03.645 |
| 46 | 0.288 | 1:03.522 | 46 | 0.062 | 1:04.058 | 46 | 0.144 | 1:05.201 | 64 | 0.859 | 1:04.660 | 64 | 0.768 | 1:03.554 |
| 64 | 1.560 | 1:03.810 | 64 | 1.180 | 1:03.904 | 64 | 0.316 | 1:04.255 | 4 | 1.153 | 1:05.270 | 4 | 1.107 | 1:03.599 |
| 1 | 2.777 | 1:03.910 | 1 | 2.360 | 1:03.867 | 65 | 1.864 | 1:04.369 | 65 | 1.434 | 1:03.687 | 65 | 1.427 | 1:03.638 |
| 65 | 2.991 | 1:03.765 | 65 | 2.614 | 1:03.907 | 1 | 2.255 | 1:05.014 | 1 | 2.122 | 1:03.984 | 1 | 2.457 | 1:03.980 |
| 5 | 3.895 | 1:04.275 | 5 | 3.818 | 1:04.207 | 5 | 2.650 | 1:03.951 | 5 | 2.933 | 1:04.400 | 5 | 3.322 | 1:04.034 |
| 3 | 6.834 | 1:04.670 | 3 | 7.236 | 1:04.686 | 3 | 6.353 | 1:04.236 | 3 | 6.876 | 1:04.640 | 3 | 8.426 | 1:05.195 |
| 180 | 7.758 | 1:04.274 | 180 | 7.885 | 1:04.411 | 180 | 7.111 | 1:04.345 | 180 | 7.114 | 1:04.120 | 180 | 8.868 | 1:05.399 |
| 49 | 8.702 | 1:04.413 | 49 | 8.929 | 1:04.511 | 49 | 8.860 | 1:05.050 | 49 | 9.263 | 1:04.520 | 49 | 10.149 | 1:04.531 |
| 172 | 13.505 | 1:05.607 | 172 | 14.132 | 1:04.911 | 172 | 13.643 | 1:04.630 | 172 | 14.270 | 1:04.744 | 172 | 15.623 | 1:04.998 |
| 96 | 13.835 | 1:06.076 | 96 | 14.659 | 1:05.108 | 96 | 14.379 | 1:04.839 | 96 | 15.241 | 1:04.979 | 96 | 16.317 | 1:04.721 |
| 101 | 14.943 | 1:05.617 | 101 | 16.326 | 1:05.667 | 101 | 16.667 | 1:05.460 | 101 | 17.756 | 1:05.206 | 101 | 19.869 | 1:05.758 |
| 16 | 22.022 | 1:06.457 | 16 | 23.659 | 1:05.921 | 16 | 24.953 | 1:06.413 | 16 | 27.192 | 1:06.356 | 16 | 29.457 | 1:05.910 |

EnduroKa

RACE 15 - LAP CHART

| LAP 11 @ 14:45:34.017 | | | LAP 12 @ 14:46:37.920 | | | LAP 13 @ 14:47:41.561 | | | LAP 14 @ 14:48:45.138 | | |
|-----------------------|--------|----------|-----------------------|--------|----------|-----------------------|--------|----------|-----------------------|--------|----------|
| NO | BEHIND | LAP TIME | NO | BEHIND | LAP TIME | NO | BEHIND | LAP TIME | NO | BEHIND | LAP TIME |
| 46 | | 1:04.226 | 46 | | 1:03.903 | 46 | | 1:03.641 | 46 | | 1:03.577 |
| 64 | 0.257 | 1:03.715 | 4 | 0.587 | 1:03.934 | 4 | 0.675 | 1:03.729 | 4 | 0.658 | 1:03.560 |
| 4 | 0.556 | 1:03.675 | 64 | 0.790 | 1:04.436 | 64 | 0.989 | 1:03.840 | 64 | 1.257 | 1:03.845 |
| 65 | 1.053 | 1:03.852 | 65 | 0.839 | 1:03.689 | 65 | 1.198 | 1:04.000 | 65 | 1.294 | 1:03.673 |
| 1 | 2.080 | 1:03.849 | 1 | 1.993 | 1:03.816 | 1 | 2.561 | 1:04.209 | 1 | 3.024 | 1:04.040 |
| 5 | 2.888 | 1:03.792 | 5 | 2.812 | 1:03.827 | 5 | 3.448 | 1:04.277 | 5 | 3.976 | 1:04.105 |
| 3 | 8.444 | 1:04.244 | 3 | 8.791 | 1:04.250 | 3 | 9.846 | 1:04.696 | 3 | 10.580 | 1:04.311 |
| 180 | 8.662 | 1:04.020 | 180 | 9.122 | 1:04.363 | 180 | 10.384 | 1:04.903 | 180 | 11.369 | 1:04.562 |
| 49 | 10.252 | 1:04.329 | 49 | 10.856 | 1:04.507 | 49 | 11.621 | 1:04.406 | 49 | 12.645 | 1:04.601 |
| 172 | 16.131 | 1:04.734 | 172 | 16.946 | 1:04.718 | 96 | 17.940 | 1:04.444 | 96 | 19.520 | 1:05.157 |
| 96 | 16.763 | 1:04.672 | 96 | 17.137 | 1:04.277 | 172 | 22.137 | 1:08.832 | 172 | 23.607 | 1:05.047 |
| 101 | 20.766 | 1:05.123 | 101 | 22.024 | 1:05.161 | 101 | 24.089 | 1:05.706 | 101 | 25.717 | 1:05.205 |
| 16 | 31.962 | 1:06.731 | 16 | 34.345 | 1:06.286 | 16 | 37.026 | 1:06.322 | 16 | 39.654 | 1:06.205 |

EnduroKa

RACE 15 - POSITION CHART

| No | Name | Lap | | | | | | | | | | | | | | | |
|-----|-------------------------|-----|-----|-----|-----|-----|-----|-----|-----|-----|-----|-----|-----|-----|-----|-----|-----|
| | | Pos | 1 | 2 | 3 | 4 | 5 | 6 | 7 | 8 | 9 | 10 | 11 | 12 | 13 | 14 | |
| 4 | Wolf Motorsport | 1 | 4 | 4 | 4 | 4 | 4 | 4 | 4 | 4 | 4 | 46 | 46 | 46 | 46 | 46 | 46 |
| 46 | MiinAir Racing | 2 | 46 | 38 | 38 | 46 | 46 | 46 | 46 | 46 | 46 | 64 | 64 | 64 | 4 | 4 | 4 |
| 38 | Essex & Kent Motorsport | 3 | 38 | 46 | 46 | 64 | 64 | 64 | 64 | 64 | 4 | 4 | 4 | 4 | 64 | 64 | 64 |
| 64 | Autotech Motorsport | 4 | 64 | 64 | 64 | 1 | 1 | 1 | 1 | 65 | 65 | 65 | 65 | 65 | 65 | 65 | 65 |
| 5 | Wolf Motorsport | 5 | 5 | 5 | 1 | 5 | 65 | 65 | 65 | 1 | 1 | 1 | 1 | 1 | 1 | 1 | 1 |
| 65 | Autotech Motorsport | 6 | 65 | 65 | 5 | 65 | 5 | 5 | 5 | 5 | 5 | 5 | 5 | 5 | 5 | 5 | 5 |
| 16 | KITE & SAWYER | 7 | 1 | 1 | 65 | 16 | 3 | 3 | 3 | 3 | 3 | 3 | 3 | 3 | 3 | 3 | 3 |
| 96 | Poorsche Karrera Moto | 8 | 16 | 16 | 16 | 3 | 180 | 180 | 180 | 180 | 180 | 180 | 180 | 180 | 180 | 180 | 180 |
| 1 | Burton Power Racing | 9 | 96 | 96 | 3 | 180 | 49 | 49 | 49 | 49 | 49 | 49 | 49 | 49 | 49 | 49 | 49 |
| 172 | Misty Racing | 10 | 49 | 3 | 49 | 49 | 96 | 172 | 172 | 172 | 172 | 172 | 172 | 172 | 172 | 96 | 96 |
| 49 | LDR Performance Tuning | 11 | 3 | 49 | 180 | 96 | 172 | 96 | 96 | 96 | 96 | 96 | 96 | 96 | 96 | 172 | 172 |
| 180 | Shine Automotive | 12 | 172 | 180 | 96 | 172 | 101 | 101 | 101 | 101 | 101 | 101 | 101 | 101 | 101 | 101 | 101 |
| 3 | Windgat Racing | 13 | 180 | 172 | 172 | 101 | 16 | 16 | 16 | 16 | 16 | 16 | 16 | 16 | 16 | 16 | 16 |
| 101 | Out of Limits Racing | 14 | 101 | 101 | 101 | | | | | | | | | | | | |

EnduroKa

RACE 15 - STATISTICS

| | |
|-------------------------------|---------------------------|
| Competitors Started | 14 |
| Planned Start | 2024-09-15 @ 14:25:00.000 |
| Actual Start | 2024-09-15 @ 14:33:45.149 |
| Finish Time | 2024-09-15 @ 14:48:43.821 |
| Track Length | 1.2079mi. |
| Total Laps | 185 |
| Total Distance Covered | 223.4699mi. |

Session Fastest Lap History

| NO | NAME | LAP TIME | TIME OF DAY | LAP | VEHICLE |
|----|-------------------------------------------|-----------------|--------------|-----|---------|
| 4 | Wolf Motorsport <i>L. READE</i> | 1:07.465 | 14:34:52.625 | 1 | Ford KA |
| 4 | Wolf Motorsport <i>L. READE</i> | 1:03.998 | 14:35:56.622 | 2 | Ford KA |
| 4 | Wolf Motorsport <i>L. READE</i> | 1:03.901 | 14:37:00.523 | 3 | Ford KA |
| 4 | Wolf Motorsport <i>L. READE</i> | 1:03.836 | 14:38:04.359 | 4 | Ford KA |
| 46 | MilnAir Racing <i>J. WRIGHT</i> | 1:03.745 | 14:38:05.835 | 4 | Ford KA |
| 46 | MilnAir Racing <i>J. WRIGHT</i> | 1:03.579 | 14:39:09.415 | 5 | Ford KA |
| 46 | MilnAir Racing <i>J. WRIGHT</i> | 1:03.522 | 14:40:12.936 | 6 | Ford KA |

Session Leader History

| NO | NAME | FROM LAP | LAPS LED | DISTANCE | VEHICLE |
|----|-------------------------------------------|----------|----------|------------|---------|
| 4 | Wolf Motorsport <i>L. READE</i> | 1 | 8 | 9.66 miles | Ford KA |
| 46 | MilnAir Racing <i>J. WRIGHT</i> | 9 | 6 | 7.24 miles | Ford KA |

Flag History


| TYPE | TIME OF DAY |
|--------|--------------|
| GREEN | 14:33:45.149 |
| FINISH | 14:48:43.821 |

Flag Statistics

| TYPE | COUNT | TOTAL LAPS | TOTAL TIME |
|------------|-------|------------|------------|
| Green | 1 | 14 | 15:51.721 |
| Red | 0 | 0 | 0.000 |
| Safety Car | 0 | 0 | 0.000 |
| FCY | 0 | 0 | 0.000 |

EnduroKa

RACE 17 - GRID (15 minutes)

| | | | | |
|--------------------------------------------------------------------------------------|----|----------------------------------|----|---------------------------------------|
| ROW 7 | 13 | 16 KITE & SAWYER | 14 | 38 Essex & Kent Motorsport |
| ROW 6 | 11 | 172 Misty Racing | 12 | 101 Out of Limits Racing |
| ROW 5 | 9 | 49 LDR Performance Tuning | 10 | 96 Poorsche Karrera Motorsport |
| ROW 4 | 7 | 3 Windgat Racing | 8 | 180 Shine Automotive |
| ROW 3 | 5 | 1 Burton Power Racing | 6 | 5 Wolf Motorsport |
| ROW 2 | 3 | 64 Autotech Motorsport | 4 | 65 Autotech Motorsport |
| ROW 1 | 1 | 46 MilnAir Racing | 2 | 4 Wolf Motorsport |
| Pole | | | | |
|  | | | | |

These results are provisional until the conclusion of any judicial and technical matters.

Brands Hatch Indy: 1.2079 miles

Clerk Of Course: Ian Denyer

Stewards:

Timekeeper: Rob Cook



EnduroKa

RACE 17 - CLASSIFICATION

Race Distance: 15 Laps / 18.11 miles

| POS | NO | TEAM / DRIVERS | CAR | LAPS | TIME | GAP | DIFF | MPH | BEST | ON | GRD | ↑↓ |
|-----|-----|-------------------------------------------------------------------------------|---------|------|-----------|--------|--------|-------|----------|----|-----|----|
| 1 | 4 | Wolf Motorsport Luke READE | Ford KA | 15 | 15:57.598 | | | 68.11 | 1:03.420 | 13 | 2 | 1 |
| 2 | 46 | MilnAir Racing Jack WRIGHT | Ford KA | 15 | 15:57.743 | 0.145 | 0.145 | 68.10 | 1:03.103 | 9 | 1 | -1 |
| 3 | 64 | Autotech Motorsport Yousuf BIN-SUHAYL | Ford KA | 15 | 15:58.151 | 0.553 | 0.408 | 68.07 | 1:03.291 | 13 | 3 | 0 |
| 4 | 65 | Autotech Motorsport Joey D'APRATO | Ford KA | 15 | 16:04.145 | 6.547 | 5.994 | 67.65 | 1:03.755 | 11 | 4 | 0 |
| 5 | 1 | Burton Power Racing Tom VALENTINE / Andy BURTON | Ford KA | 15 | 16:04.171 | 6.573 | 0.026 | 67.65 | 1:03.392 | 4 | 5 | 0 |
| 6 | 3 | Windgat Racing Mike MARAIS | Ford KA | 15 | 16:04.341 | 6.743 | 0.170 | 67.64 | 1:03.543 | 11 | 7 | 1 |
| 7 | 180 | Shine Automotive Nathan BROWN / Collin FRENCH / Adrian WOOD / Rob CHALMERS | Ford KA | 15 | 16:04.742 | 7.144 | 0.401 | 67.61 | 1:03.479 | 12 | 8 | 1 |
| 8 | 38 | Essex & Kent Motorsport Lewis KENT | Ford KA | 15 | 16:08.801 | 11.203 | 4.059 | 67.32 | 1:03.713 | 8 | 14 | 6 |
| 9 | 16 | KITE & SAWYER Steve KITE / Paul SAWYER | Ford KA | 15 | 16:09.854 | 12.256 | 1.053 | 67.25 | 1:03.704 | 6 | 13 | 4 |
| 10 | 96 | Poorsche Karrera Motorsport Mark CAREY / Ben SMITHWELL | Ford KA | 15 | 16:25.494 | 27.896 | 15.640 | 66.18 | 1:04.759 | 10 | 10 | 0 |
| 11 | 49 | LDR Performance Tuning David BYWATER / Alexander BRANDHAM | Ford KA | 15 | 16:30.910 | 33.312 | 5.416 | 65.82 | 1:05.037 | 4 | 9 | -2 |
| 12 | 101 | Out of Limits Racing Wentao XU | Ford KA | 15 | 16:31.450 | 33.852 | 0.540 | 65.79 | 1:04.820 | 14 | 12 | 0 |
| 13 | 172 | Misty Racing Xawery ZAWISCA / Francis FALCONER / Paul COLE | Ford KA | 15 | 16:51.710 | 54.112 | 20.260 | 64.47 | 1:06.046 | 5 | 11 | -2 |
| 14 | 5 | Wolf Motorsport Chris READE | Ford KA | 14 | 16:27.793 | 1 Lap | 1 Lap | 61.63 | 1:03.624 | 4 | 6 | -8 |

FASTEST LAP

| | | | | | | |
|----|-------------------------------|---------|---|----------|-----------|------------|
| 46 | MilnAir Racing Jack WRIGHT | Ford KA | 9 | 1:03.103 | 68.91 mph | 110.90 kph |
|----|-------------------------------|---------|---|----------|-----------|------------|

Weather / Track : Cloudy / Dry

These results are provisional until the conclusion of any judicial and technical matters.

Date: 15/09/2024 Start: 16:13 Finish: 16:29
Brands Hatch Indy: 1.2079 miles

Clerk Of Course: Ian Denyer

Stewards:

Timekeeper: Rob Cook



EnduroKa

RACE 17 - LAP ANALYSIS

DIFF = Difference To Personal Best Lap

| P1 4 Wolf Motorsport | | | | |
|----------------------|---------------------|-------|--------------|---------------------|
| LAP | LAP TIME | DIFF | MPH | TIME OF DAY |
| 1 - | 1:06.972 | 3.552 | 64.93 | 16:14:47.241 |
| 2 - | 1:03.978 | 0.558 | 67.97 | 16:15:51.219 |
| 3 - | 1:03.894 | 0.474 | 68.05 | 16:16:55.113 |
| 4 - | 1:03.597 | 0.177 | 68.37 | 16:17:58.710 |
| 5 - | 1:03.523 | 0.103 | 68.45 | 16:19:02.233 |
| 6 - | 1:03.446 (2) | 0.026 | 68.54 | 16:20:05.679 |
| 7 - | 1:03.512 | 0.092 | 68.46 | 16:21:09.191 |
| 8 - | 1:03.546 | 0.126 | 68.43 | 16:22:12.737 |
| 9 - | 1:03.595 | 0.175 | 68.37 | 16:23:16.332 |
| 10 - | 1:03.486 | 0.066 | 68.49 | 16:24:19.818 |
| 11 - | 1:03.457 (3) | 0.037 | 68.52 | 16:25:23.275 |
| 12 - | 1:03.569 | 0.149 | 68.40 | 16:26:26.844 |
| 13 - | 1:03.420 (1) | | 68.56 | 16:27:30.264 |
| 14 - | 1:03.465 | 0.045 | 68.51 | 16:28:33.729 |
| 15 - | 1:04.138 | 0.718 | 67.80 | 16:29:37.867 |

| P2 46 MilnAir Racing | | | | |
|----------------------|---------------------|-------|--------------|---------------------|
| LAP | LAP TIME | DIFF | MPH | TIME OF DAY |
| 1 - | 1:07.174 | 4.071 | 64.73 | 16:14:47.443 |
| 2 - | 1:04.344 | 1.241 | 67.58 | 16:15:51.787 |
| 3 - | 1:04.359 | 1.256 | 67.56 | 16:16:56.146 |
| 4 - | 1:03.392 | 0.289 | 68.59 | 16:17:59.538 |
| 5 - | 1:03.859 | 0.756 | 68.09 | 16:19:03.397 |
| 6 - | 1:03.530 | 0.427 | 68.44 | 16:20:06.927 |
| 7 - | 1:03.298 | 0.195 | 68.70 | 16:21:10.225 |
| 8 - | 1:03.545 | 0.442 | 68.43 | 16:22:13.770 |
| 9 - | 1:03.103 (1) | | 68.91 | 16:23:16.873 |
| 10 - | 1:03.136 (3) | 0.033 | 68.87 | 16:24:20.009 |
| 11 - | 1:04.161 | 1.058 | 67.77 | 16:25:24.170 |
| 12 - | 1:03.401 | 0.298 | 68.58 | 16:26:27.571 |
| 13 - | 1:03.135 (2) | 0.032 | 68.87 | 16:27:30.706 |
| 14 - | 1:03.205 | 0.102 | 68.80 | 16:28:33.911 |
| 15 - | 1:04.101 | 0.998 | 67.83 | 16:29:38.012 |

| P3 64 Autotech Motorsport | | | | |
|---------------------------|---------------------|-------|--------------|---------------------|
| LAP | LAP TIME | DIFF | MPH | TIME OF DAY |
| 1 - | 1:07.564 | 4.273 | 64.36 | 16:14:47.833 |
| 2 - | 1:04.097 | 0.806 | 67.84 | 16:15:51.930 |
| 3 - | 1:04.000 | 0.709 | 67.94 | 16:16:55.930 |
| 4 - | 1:03.397 (3) | 0.106 | 68.59 | 16:17:59.327 |
| 5 - | 1:04.287 | 0.996 | 67.64 | 16:19:03.614 |
| 6 - | 1:03.583 | 0.292 | 68.39 | 16:20:07.197 |
| 7 - | 1:03.538 | 0.247 | 68.44 | 16:21:10.735 |
| 8 - | 1:03.435 | 0.144 | 68.55 | 16:22:14.170 |
| 9 - | 1:03.476 | 0.185 | 68.50 | 16:23:17.646 |
| 10 - | 1:03.675 | 0.384 | 68.29 | 16:24:21.321 |
| 11 - | 1:03.431 | 0.140 | 68.55 | 16:25:24.752 |
| 12 - | 1:03.322 (2) | 0.031 | 68.67 | 16:26:28.074 |
| 13 - | 1:03.291 (1) | | 68.70 | 16:27:31.365 |
| 14 - | 1:03.653 | 0.362 | 68.31 | 16:28:35.018 |
| 15 - | 1:03.402 | 0.111 | 68.58 | 16:29:38.420 |

| P4 65 Autotech Motorsport | | | | |
|---------------------------|----------|-------|-------|--------------|
| LAP | LAP TIME | DIFF | MPH | TIME OF DAY |
| 1 - | 1:07.898 | 4.143 | 64.04 | 16:14:48.167 |
| 2 - | 1:03.940 | 0.185 | 68.01 | 16:15:52.107 |
| 3 - | 1:04.486 | 0.731 | 67.43 | 16:16:56.593 |
| 4 - | 1:03.787 | 0.032 | 68.17 | 16:18:00.380 |
| 5 - | 1:03.932 | 0.177 | 68.01 | 16:19:04.312 |
| 6 - | 1:04.230 | 0.475 | 67.70 | 16:20:08.542 |

DIFF = Difference To Personal Best Lap

| | | | | |
|------|---------------------|-------|--------------|---------------------|
| 7 - | 1:03.760 (2) | 0.005 | 68.20 | 16:21:12.302 |
| 8 - | 1:04.461 | 0.706 | 67.46 | 16:22:16.763 |
| 9 - | 1:03.913 | 0.158 | 68.03 | 16:23:20.676 |
| 10 - | 1:03.782 (3) | 0.027 | 68.17 | 16:24:24.458 |
| 11 - | 1:03.755 (1) | | 68.20 | 16:25:28.213 |
| 12 - | 1:03.807 | 0.052 | 68.15 | 16:26:32.020 |
| 13 - | 1:03.920 | 0.165 | 68.03 | 16:27:35.940 |
| 14 - | 1:03.836 | 0.081 | 68.12 | 16:28:39.776 |
| 15 - | 1:04.638 | 0.883 | 67.27 | 16:29:44.414 |

| P5 1 Burton Power Racing | | | | |
|--------------------------|---------------------|-------|--------------|---------------------|
| LAP | LAP TIME | DIFF | MPH | TIME OF DAY |
| 1 - | 1:08.136 | 4.744 | 63.82 | 16:14:48.405 |
| 2 - | 1:05.261 | 1.869 | 66.63 | 16:15:53.666 |
| 3 - | 1:04.353 | 0.961 | 67.57 | 16:16:58.019 |
| 4 - | 1:03.392 (1) | | 68.59 | 16:18:01.411 |
| 5 - | 1:03.609 (2) | 0.217 | 68.36 | 16:19:05.020 |
| 6 - | 1:03.924 | 0.532 | 68.02 | 16:20:08.944 |
| 7 - | 1:04.035 | 0.643 | 67.90 | 16:21:12.979 |
| 8 - | 1:04.065 | 0.673 | 67.87 | 16:22:17.044 |
| 9 - | 1:04.009 | 0.617 | 67.93 | 16:23:21.053 |
| 10 - | 1:04.021 | 0.629 | 67.92 | 16:24:25.074 |
| 11 - | 1:03.691 | 0.299 | 68.27 | 16:25:28.765 |
| 12 - | 1:03.640 (3) | 0.248 | 68.33 | 16:26:32.405 |
| 13 - | 1:03.897 | 0.505 | 68.05 | 16:27:36.302 |
| 14 - | 1:03.697 | 0.305 | 68.27 | 16:28:39.999 |
| 15 - | 1:04.441 | 1.049 | 67.48 | 16:29:44.440 |

| P6 3 Windgat Racing | | | | |
|---------------------|---------------------|-------|--------------|---------------------|
| LAP | LAP TIME | DIFF | MPH | TIME OF DAY |
| 1 - | 1:09.367 | 5.824 | 62.68 | 16:14:49.636 |
| 2 - | 1:04.375 | 0.832 | 67.55 | 16:15:54.011 |
| 3 - | 1:04.723 | 1.180 | 67.18 | 16:16:58.734 |
| 4 - | 1:03.864 | 0.321 | 68.09 | 16:18:02.598 |
| 5 - | 1:03.742 | 0.199 | 68.22 | 16:19:06.340 |
| 6 - | 1:03.870 | 0.327 | 68.08 | 16:20:10.210 |
| 7 - | 1:03.566 (2) | 0.023 | 68.41 | 16:21:13.776 |
| 8 - | 1:03.797 | 0.254 | 68.16 | 16:22:17.573 |
| 9 - | 1:04.111 | 0.568 | 67.82 | 16:23:21.684 |
| 10 - | 1:03.872 | 0.329 | 68.08 | 16:24:25.556 |
| 11 - | 1:03.543 (1) | | 68.43 | 16:25:29.099 |
| 12 - | 1:03.670 (3) | 0.127 | 68.29 | 16:26:32.769 |
| 13 - | 1:03.774 | 0.231 | 68.18 | 16:27:36.543 |
| 14 - | 1:03.875 | 0.332 | 68.07 | 16:28:40.418 |
| 15 - | 1:04.192 | 0.649 | 67.74 | 16:29:44.610 |

| P7 180 Shine Automotive | | | | |
|-------------------------|---------------------|-------|--------------|---------------------|
| LAP | LAP TIME | DIFF | MPH | TIME OF DAY |
| 1 - | 1:08.858 | 5.379 | 63.15 | 16:14:49.127 |
| 2 - | 1:04.699 | 1.220 | 67.21 | 16:15:53.826 |
| 3 - | 1:05.387 | 1.908 | 66.50 | 16:16:59.213 |
| 4 - | 1:04.082 | 0.603 | 67.85 | 16:18:03.295 |
| 5 - | 1:04.043 | 0.564 | 67.90 | 16:19:07.338 |
| 6 - | 1:03.844 | 0.365 | 68.11 | 16:20:11.182 |
| 7 - | 1:03.858 | 0.379 | 68.09 | 16:21:15.040 |
| 8 - | 1:04.025 | 0.546 | 67.92 | 16:22:19.065 |
| 9 - | 1:03.553 (2) | 0.074 | 68.42 | 16:23:22.618 |
| 10 - | 1:03.694 | 0.215 | 68.27 | 16:24:26.312 |
| 11 - | 1:03.599 (3) | 0.120 | 68.37 | 16:25:29.911 |
| 12 - | 1:03.479 (1) | | 68.50 | 16:26:33.390 |
| 13 - | 1:03.665 | 0.186 | 68.30 | 16:27:37.055 |
| 14 - | 1:03.620 | 0.141 | 68.35 | 16:28:40.675 |
| 15 - | 1:04.336 | 0.857 | 67.59 | 16:29:45.011 |

EnduroKa

RACE 17 - LAP ANALYSIS

DIFF = Difference To Personal Best Lap

| P8 38 Essex & Kent Motorsport | | | | |
|-------------------------------|---------------------|-------|--------------|---------------------|
| LAP | LAP TIME | DIFF | MPH | TIME OF DAY |
| 1 - | 1:11.725 | 8.012 | 60.62 | 16:14:51.994 |
| 2 - | 1:07.189 | 3.476 | 64.72 | 16:15:59.183 |
| 3 - | 1:03.884 | 0.171 | 68.07 | 16:17:03.067 |
| 4 - | 1:03.969 | 0.256 | 67.97 | 16:18:07.036 |
| 5 - | 1:03.804 | 0.091 | 68.15 | 16:19:10.840 |
| 6 - | 1:03.734 (3) | 0.021 | 68.23 | 16:20:14.574 |
| 7 - | 1:03.761 | 0.048 | 68.20 | 16:21:18.335 |
| 8 - | 1:03.713 (1) | | 68.25 | 16:22:22.048 |
| 9 - | 1:03.777 | 0.064 | 68.18 | 16:23:25.825 |
| 10 - | 1:04.061 | 0.348 | 67.88 | 16:24:29.886 |
| 11 - | 1:03.744 | 0.031 | 68.21 | 16:25:33.630 |
| 12 - | 1:04.080 | 0.367 | 67.86 | 16:26:37.710 |
| 13 - | 1:03.776 | 0.063 | 68.18 | 16:27:41.486 |
| 14 - | 1:03.723 (2) | 0.010 | 68.24 | 16:28:45.209 |
| 15 - | 1:03.861 | 0.148 | 68.09 | 16:29:49.070 |

| P9 16 KITE & SAWYER | | | | |
|---------------------|---------------------|-------|--------------|---------------------|
| LAP | LAP TIME | DIFF | MPH | TIME OF DAY |
| 1 - | 1:11.582 | 7.878 | 60.74 | 16:14:51.851 |
| 2 - | 1:07.205 | 3.501 | 64.70 | 16:15:59.056 |
| 3 - | 1:04.601 | 0.897 | 67.31 | 16:17:03.657 |
| 4 - | 1:03.829 | 0.125 | 68.12 | 16:18:07.486 |
| 5 - | 1:04.160 | 0.456 | 67.77 | 16:19:11.646 |
| 6 - | 1:03.704 (1) | | 68.26 | 16:20:15.350 |
| 7 - | 1:03.927 | 0.223 | 68.02 | 16:21:19.277 |
| 8 - | 1:03.874 | 0.170 | 68.08 | 16:22:23.151 |
| 9 - | 1:03.871 | 0.167 | 68.08 | 16:23:27.022 |
| 10 - | 1:04.032 | 0.328 | 67.91 | 16:24:31.054 |
| 11 - | 1:03.753 (3) | 0.049 | 68.21 | 16:25:34.807 |
| 12 - | 1:03.876 | 0.172 | 68.07 | 16:26:38.683 |
| 13 - | 1:03.747 (2) | 0.043 | 68.21 | 16:27:42.430 |
| 14 - | 1:03.819 | 0.115 | 68.13 | 16:28:46.249 |
| 15 - | 1:03.874 | 0.170 | 68.08 | 16:29:50.123 |

| P10 96 Poorsche Karrera Motorsport | | | | |
|------------------------------------|---------------------|-------|--------------|---------------------|
| LAP | LAP TIME | DIFF | MPH | TIME OF DAY |
| 1 - | 1:11.524 | 6.765 | 60.79 | 16:14:51.793 |
| 2 - | 1:07.875 | 3.116 | 64.06 | 16:15:59.668 |
| 3 - | 1:04.829 | 0.070 | 67.07 | 16:17:04.497 |
| 4 - | 1:05.126 | 0.367 | 66.77 | 16:18:09.623 |
| 5 - | 1:05.371 | 0.612 | 66.52 | 16:19:14.994 |
| 6 - | 1:05.039 | 0.280 | 66.86 | 16:20:20.033 |
| 7 - | 1:05.293 | 0.534 | 66.60 | 16:21:25.326 |
| 8 - | 1:05.271 | 0.512 | 66.62 | 16:22:30.597 |
| 9 - | 1:05.177 | 0.418 | 66.71 | 16:23:35.774 |
| 10 - | 1:04.759 (1) | | 67.15 | 16:24:40.533 |
| 11 - | 1:04.763 (2) | 0.004 | 67.14 | 16:25:45.296 |
| 12 - | 1:04.985 | 0.226 | 66.91 | 16:26:50.281 |
| 13 - | 1:05.234 | 0.475 | 66.66 | 16:27:55.515 |
| 14 - | 1:05.458 | 0.699 | 66.43 | 16:29:00.973 |
| 15 - | 1:04.790 (3) | 0.031 | 67.11 | 16:30:05.763 |

| P11 49 LDR Performance Tuning | | | | |
|-------------------------------|---------------------|-------|--------------|---------------------|
| LAP | LAP TIME | DIFF | MPH | TIME OF DAY |
| 1 - | 1:12.268 | 7.231 | 60.17 | 16:14:52.537 |
| 2 - | 1:07.877 | 2.840 | 64.06 | 16:16:00.414 |
| 3 - | 1:05.819 | 0.782 | 66.06 | 16:17:06.233 |
| 4 - | 1:05.037 (1) | | 66.86 | 16:18:11.270 |
| 5 - | 1:05.571 | 0.534 | 66.31 | 16:19:16.841 |
| 6 - | 1:05.233 | 0.196 | 66.66 | 16:20:22.074 |

DIFF = Difference To Personal Best Lap

| | | | | |
|------|--------------|-------|-------|--------------|
| 7 - | 1:05.215 | 0.178 | 66.68 | 16:21:27.289 |
| 8 - | 1:05.440 | 0.403 | 66.45 | 16:22:32.729 |
| 9 - | 1:05.769 | 0.732 | 66.11 | 16:23:38.498 |
| 10 - | 1:05.402 | 0.365 | 66.49 | 16:24:43.900 |
| 11 - | 1:05.160 (2) | 0.123 | 66.73 | 16:25:49.060 |
| 12 - | 1:05.625 | 0.588 | 66.26 | 16:26:54.685 |
| 13 - | 1:05.667 | 0.630 | 66.22 | 16:28:00.352 |
| 14 - | 1:05.635 | 0.598 | 66.25 | 16:29:05.987 |
| 15 - | 1:05.192 (3) | 0.155 | 66.70 | 16:30:11.179 |

| P12 101 Out of Limits Racing | | | | |
|------------------------------|---------------------|-------|--------------|---------------------|
| LAP | LAP TIME | DIFF | MPH | TIME OF DAY |
| 1 - | 1:13.170 | 8.350 | 59.43 | 16:14:53.439 |
| 2 - | 1:07.148 | 2.328 | 64.76 | 16:16:00.587 |
| 3 - | 1:06.232 | 1.412 | 65.65 | 16:17:06.819 |
| 4 - | 1:05.195 | 0.375 | 66.70 | 16:18:12.014 |
| 5 - | 1:05.257 | 0.437 | 66.63 | 16:19:17.271 |
| 6 - | 1:05.293 | 0.473 | 66.60 | 16:20:22.564 |
| 7 - | 1:05.182 | 0.362 | 66.71 | 16:21:27.746 |
| 8 - | 1:05.529 | 0.709 | 66.36 | 16:22:33.275 |
| 9 - | 1:05.415 | 0.595 | 66.47 | 16:23:38.690 |
| 10 - | 1:05.517 | 0.697 | 66.37 | 16:24:44.207 |
| 11 - | 1:05.139 (3) | 0.319 | 66.75 | 16:25:49.346 |
| 12 - | 1:06.604 | 1.784 | 65.29 | 16:26:55.950 |
| 13 - | 1:06.065 | 1.245 | 65.82 | 16:28:02.015 |
| 14 - | 1:04.820 (1) | | 67.08 | 16:29:06.835 |
| 15 - | 1:04.884 (2) | 0.064 | 67.02 | 16:30:11.719 |

| P13 172 Misty Racing | | | | |
|----------------------|---------------------|-------|--------------|---------------------|
| LAP | LAP TIME | DIFF | MPH | TIME OF DAY |
| 1 - | 1:13.880 | 7.834 | 58.85 | 16:14:54.149 |
| 2 - | 1:07.191 | 1.145 | 64.72 | 16:16:01.340 |
| 3 - | 1:06.669 | 0.623 | 65.22 | 16:17:08.009 |
| 4 - | 1:06.497 (2) | 0.451 | 65.39 | 16:18:14.506 |
| 5 - | 1:06.046 (1) | | 65.84 | 16:19:20.552 |
| 6 - | 1:06.650 (3) | 0.604 | 65.24 | 16:20:27.202 |
| 7 - | 1:06.937 | 0.891 | 64.96 | 16:21:34.139 |
| 8 - | 1:07.850 | 1.804 | 64.09 | 16:22:41.989 |
| 9 - | 1:07.558 | 1.512 | 64.36 | 16:23:49.547 |
| 10 - | 1:07.419 | 1.373 | 64.50 | 16:24:56.966 |
| 11 - | 1:07.185 | 1.139 | 64.72 | 16:26:04.151 |
| 12 - | 1:06.745 | 0.699 | 65.15 | 16:27:10.896 |
| 13 - | 1:07.148 | 1.102 | 64.76 | 16:28:18.044 |
| 14 - | 1:07.235 | 1.189 | 64.67 | 16:29:25.279 |
| 15 - | 1:06.700 | 0.654 | 65.19 | 16:30:31.979 |

| P14 5 Wolf Motorsport | | | | |
|-----------------------|---------------------|----------|--------------|---------------------|
| LAP | LAP TIME | DIFF | MPH | TIME OF DAY |
| 1 - | 1:08.486 | 4.862 | 63.49 | 16:14:48.755 |
| 2 - | 1:04.987 | 1.363 | 66.91 | 16:15:53.742 |
| 3 - | 1:03.656 (2) | 0.032 | 68.31 | 16:16:57.398 |
| 4 - | 1:03.624 (1) | | 68.34 | 16:18:01.022 |
| 5 - | 1:03.696 (3) | 0.072 | 68.27 | 16:19:04.718 |
| 6 - | 1:04.013 | 0.389 | 67.93 | 16:20:08.731 |
| 7 - | 1:03.882 | 0.258 | 68.07 | 16:21:12.613 |
| 8 - | 2:26.807 P | 1:23.183 | 29.62 | 16:23:39.420 |
| 9 - | 1:07.415 | 3.791 | 64.50 | 16:24:46.835 |
| 10 - | 1:03.866 | 0.242 | 68.08 | 16:25:50.701 |
| 11 - | 1:04.821 | 1.197 | 67.08 | 16:26:55.522 |
| 12 - | 1:04.127 | 0.503 | 67.81 | 16:27:59.649 |
| 13 - | 1:04.154 | 0.530 | 67.78 | 16:29:03.803 |
| 14 - | 1:04.259 | 0.635 | 67.67 | 16:30:08.062 |

EnduroKa

RACE 17 - LAP CHART

| LAP 1 @ 16:14:47.241 | | | LAP 2 @ 16:15:51.219 | | | LAP 3 @ 16:16:55.113 | | | LAP 4 @ 16:17:58.710 | | | LAP 5 @ 16:19:02.233 | | |
|----------------------|--------|----------|----------------------|--------|----------|----------------------|--------|----------|----------------------|--------|----------|----------------------|--------|----------|
| NO | BEHIND | LAP TIME | NO | BEHIND | LAP TIME | NO | BEHIND | LAP TIME | NO | BEHIND | LAP TIME | NO | BEHIND | LAP TIME |
| 4 | | 1:06.972 | 4 | | 1:03.978 | 4 | | 1:03.894 | 4 | | 1:03.597 | 4 | | 1:03.523 |
| 46 | 0.202 | 1:07.174 | 46 | 0.568 | 1:04.344 | 64 | 0.817 | 1:04.000 | 64 | 0.617 | 1:03.397 | 46 | 1.164 | 1:03.859 |
| 64 | 0.592 | 1:07.564 | 64 | 0.711 | 1:04.097 | 46 | 1.033 | 1:04.359 | 46 | 0.828 | 1:03.392 | 64 | 1.381 | 1:04.287 |
| 65 | 0.926 | 1:07.898 | 65 | 0.888 | 1:03.940 | 65 | 1.480 | 1:04.486 | 65 | 1.670 | 1:03.787 | 65 | 2.079 | 1:03.932 |
| 1 | 1.164 | 1:08.136 | 1 | 2.447 | 1:05.261 | 5 | 2.285 | 1:03.656 | 5 | 2.312 | 1:03.624 | 5 | 2.485 | 1:03.696 |
| 5 | 1.514 | 1:08.486 | 5 | 2.523 | 1:04.987 | 1 | 2.906 | 1:04.353 | 1 | 2.701 | 1:03.392 | 1 | 2.787 | 1:03.609 |
| 180 | 1.886 | 1:08.858 | 180 | 2.607 | 1:04.699 | 3 | 3.621 | 1:04.723 | 3 | 3.888 | 1:03.864 | 3 | 4.107 | 1:03.742 |
| 3 | 2.395 | 1:09.367 | 3 | 2.792 | 1:04.375 | 180 | 4.100 | 1:05.387 | 180 | 4.585 | 1:04.082 | 180 | 5.105 | 1:04.043 |
| 96 | 4.552 | 1:11.524 | 16 | 7.837 | 1:07.205 | 38 | 7.954 | 1:03.884 | 38 | 8.326 | 1:03.969 | 38 | 8.607 | 1:03.804 |
| 16 | 4.610 | 1:11.582 | 38 | 7.964 | 1:07.189 | 16 | 8.544 | 1:04.601 | 16 | 8.776 | 1:03.829 | 16 | 9.413 | 1:04.160 |
| 38 | 4.753 | 1:11.725 | 96 | 8.449 | 1:07.875 | 96 | 9.384 | 1:04.829 | 96 | 10.913 | 1:05.126 | 96 | 12.761 | 1:05.371 |
| 49 | 5.296 | 1:12.268 | 49 | 9.195 | 1:07.877 | 49 | 11.120 | 1:05.819 | 49 | 12.560 | 1:05.037 | 49 | 14.608 | 1:05.571 |
| 101 | 6.198 | 1:13.170 | 101 | 9.368 | 1:07.148 | 101 | 11.706 | 1:06.232 | 101 | 13.304 | 1:05.195 | 101 | 15.038 | 1:05.257 |
| 172 | 6.908 | 1:13.880 | 172 | 10.121 | 1:07.191 | 172 | 12.896 | 1:06.669 | 172 | 15.796 | 1:06.497 | 172 | 18.319 | 1:06.046 |

EnduroKa

RACE 17 - LAP CHART

| LAP 6 @ 16:20:05.679 | | | LAP 7 @ 16:21:09.191 | | | LAP 8 @ 16:22:12.737 | | | LAP 9 @ 16:23:16.332 | | | LAP 10 @ 16:24:19.818 | | |
|----------------------|--------|----------|----------------------|--------|----------|----------------------|--------|----------|----------------------|--------|------------|-----------------------|--------|----------|
| NO | BEHIND | LAP TIME | NO | BEHIND | LAP TIME | NO | BEHIND | LAP TIME | NO | BEHIND | LAP TIME | NO | BEHIND | LAP TIME |
| 4 | | 1:03.446 | 4 | | 1:03.512 | 4 | | 1:03.546 | 4 | | 1:03.595 | 4 | | 1:03.486 |
| 46 | 1.248 | 1:03.530 | 46 | 1.034 | 1:03.298 | 46 | 1.033 | 1:03.545 | 46 | 0.541 | 1:03.103 | 46 | 0.191 | 1:03.136 |
| 64 | 1.518 | 1:03.583 | 64 | 1.544 | 1:03.538 | 64 | 1.433 | 1:03.435 | 64 | 1.314 | 1:03.476 | 64 | 1.503 | 1:03.675 |
| 65 | 2.863 | 1:04.230 | 65 | 3.111 | 1:03.760 | 65 | 4.026 | 1:04.461 | 65 | 4.344 | 1:03.913 | 65 | 4.640 | 1:03.782 |
| 5 | 3.052 | 1:04.013 | 5 | 3.422 | 1:03.882 | 1 | 4.307 | 1:04.065 | 1 | 4.721 | 1:04.009 | 1 | 5.256 | 1:04.021 |
| 1 | 3.265 | 1:03.924 | 1 | 3.788 | 1:04.035 | 3 | 4.836 | 1:03.797 | 3 | 5.352 | 1:04.111 | 3 | 5.738 | 1:03.872 |
| 3 | 4.531 | 1:03.870 | 3 | 4.585 | 1:03.566 | 180 | 6.328 | 1:04.025 | 180 | 6.286 | 1:03.553 | 180 | 6.494 | 1:03.694 |
| 180 | 5.503 | 1:03.844 | 180 | 5.849 | 1:03.858 | 38 | 9.311 | 1:03.713 | 38 | 9.493 | 1:03.777 | 38 | 10.068 | 1:04.061 |
| 38 | 8.895 | 1:03.734 | 38 | 9.144 | 1:03.761 | 16 | 10.414 | 1:03.874 | 16 | 10.690 | 1:03.871 | 16 | 11.236 | 1:04.032 |
| 16 | 9.671 | 1:03.704 | 16 | 10.086 | 1:03.927 | 96 | 17.860 | 1:05.271 | 96 | 19.442 | 1:05.177 | 96 | 20.715 | 1:04.759 |
| 96 | 14.354 | 1:05.039 | 96 | 16.135 | 1:05.293 | 49 | 19.992 | 1:05.440 | 49 | 22.166 | 1:05.769 | 49 | 24.082 | 1:05.402 |
| 49 | 16.395 | 1:05.233 | 49 | 18.098 | 1:05.215 | 101 | 20.538 | 1:05.529 | 101 | 22.358 | 1:05.415 | 101 | 24.389 | 1:05.517 |
| 101 | 16.885 | 1:05.293 | 101 | 18.555 | 1:05.182 | 172 | 29.252 | 1:07.850 | 5 | 1 Lap | 2:26.807 P | 5 | 1 Lap | 1:07.415 |
| 172 | 21.523 | 1:06.650 | 172 | 24.948 | 1:06.937 | | | | 172 | 33.215 | 1:07.558 | 172 | 37.148 | 1:07.419 |

EnduroKa

RACE 17 - LAP CHART

| LAP 11 @ 16:25:23.275 | | | LAP 12 @ 16:26:26.844 | | | LAP 13 @ 16:27:30.264 | | | LAP 14 @ 16:28:33.729 | | | LAP 15 @ 16:29:37.867 | | |
|-----------------------|--------|----------|-----------------------|--------|----------|-----------------------|--------|----------|-----------------------|--------|----------|-----------------------|--------|----------|
| NO | BEHIND | LAP TIME | NO | BEHIND | LAP TIME | NO | BEHIND | LAP TIME | NO | BEHIND | LAP TIME | NO | BEHIND | LAP TIME |
| 4 | | 1:03.457 | 4 | | 1:03.569 | 4 | | 1:03.420 | 4 | | 1:03.465 | 4 | | 1:04.138 |
| 46 | 0.895 | 1:04.161 | 46 | 0.727 | 1:03.401 | 46 | 0.442 | 1:03.135 | 46 | 0.182 | 1:03.205 | 46 | 0.145 | 1:04.101 |
| 64 | 1.477 | 1:03.431 | 64 | 1.230 | 1:03.322 | 64 | 1.101 | 1:03.291 | 64 | 1.289 | 1:03.653 | 64 | 0.553 | 1:03.402 |
| 65 | 4.938 | 1:03.755 | 65 | 5.176 | 1:03.807 | 65 | 5.676 | 1:03.920 | 65 | 6.047 | 1:03.836 | 65 | 6.547 | 1:04.638 |
| 1 | 5.490 | 1:03.691 | 1 | 5.561 | 1:03.640 | 1 | 6.038 | 1:03.897 | 1 | 6.270 | 1:03.697 | 1 | 6.573 | 1:04.441 |
| 3 | 5.824 | 1:03.543 | 3 | 5.925 | 1:03.670 | 3 | 6.279 | 1:03.774 | 3 | 6.689 | 1:03.875 | 3 | 6.743 | 1:04.192 |
| 180 | 6.636 | 1:03.599 | 180 | 6.546 | 1:03.479 | 180 | 6.791 | 1:03.665 | 180 | 6.946 | 1:03.620 | 180 | 7.144 | 1:04.336 |
| 38 | 10.355 | 1:03.744 | 38 | 10.866 | 1:04.080 | 38 | 11.222 | 1:03.776 | 38 | 11.480 | 1:03.723 | 38 | 11.203 | 1:03.861 |
| 16 | 11.532 | 1:03.753 | 16 | 11.839 | 1:03.876 | 16 | 12.166 | 1:03.747 | 16 | 12.520 | 1:03.819 | 16 | 12.256 | 1:03.874 |
| 96 | 22.021 | 1:04.763 | 96 | 23.437 | 1:04.985 | 96 | 25.251 | 1:05.234 | 96 | 27.244 | 1:05.458 | 96 | 27.896 | 1:04.790 |
| 49 | 25.785 | 1:05.160 | 49 | 27.841 | 1:05.625 | 5 | 1 Lap | 1:04.127 | 5 | 1 Lap | 1:04.154 | 5 | 1 Lap | 1:04.259 |
| 101 | 26.071 | 1:05.139 | 5 | 1 Lap | 1:04.821 | 49 | 30.088 | 1:05.667 | 49 | 32.258 | 1:05.635 | 49 | 33.312 | 1:05.192 |
| 5 | 1 Lap | 1:03.866 | 101 | 29.106 | 1:06.604 | 101 | 31.751 | 1:06.065 | 101 | 33.106 | 1:04.820 | 101 | 33.852 | 1:04.884 |
| 172 | 40.876 | 1:07.185 | 172 | 44.052 | 1:06.745 | 172 | 47.780 | 1:07.148 | 172 | 51.550 | 1:07.235 | 172 | 54.112 | 1:06.700 |

EnduroKa

RACE 17 - POSITION CHART

| No | Name | Lap | | | | | | | | | | | | | | | |
|-----|-------------------------|-----|-----|-----|-----|-----|-----|-----|-----|-----|-----|-----|-----|-----|-----|-----|-----|
| | | Pos | 1 | 2 | 3 | 4 | 5 | 6 | 7 | 8 | 9 | 10 | 11 | 12 | 13 | 14 | 15 |
| 46 | MilnAir Racing | 1 | 4 | 4 | 4 | 4 | 4 | 4 | 4 | 4 | 4 | 4 | 4 | 4 | 4 | 4 | 4 |
| 4 | Wolf Motorsport | 2 | 46 | 46 | 64 | 64 | 46 | 46 | 46 | 46 | 46 | 46 | 46 | 46 | 46 | 46 | 46 |
| 64 | Autotech Motorsport | 3 | 64 | 64 | 46 | 46 | 64 | 64 | 64 | 64 | 64 | 64 | 64 | 64 | 64 | 64 | 64 |
| 65 | Autotech Motorsport | 4 | 65 | 65 | 65 | 65 | 65 | 65 | 65 | 65 | 65 | 65 | 65 | 65 | 65 | 65 | 65 |
| 1 | Burton Power Racing | 5 | 1 | 1 | 5 | 5 | 5 | 5 | 5 | 1 | 1 | 1 | 1 | 1 | 1 | 1 | 1 |
| 5 | Wolf Motorsport | 6 | 5 | 5 | 1 | 1 | 1 | 1 | 1 | 3 | 3 | 3 | 3 | 3 | 3 | 3 | 3 |
| 3 | Windgat Racing | 7 | 180 | 180 | 3 | 3 | 3 | 3 | 3 | 180 | 180 | 180 | 180 | 180 | 180 | 180 | 180 |
| 180 | Shine Automotive | 8 | 3 | 3 | 180 | 180 | 180 | 180 | 180 | 38 | 38 | 38 | 38 | 38 | 38 | 38 | 38 |
| 49 | LDR Performance Tuning | 9 | 96 | 16 | 38 | 38 | 38 | 38 | 38 | 16 | 16 | 16 | 16 | 16 | 16 | 16 | 16 |
| 96 | Poorsche Karrera Moto | 10 | 16 | 38 | 16 | 16 | 16 | 16 | 16 | 96 | 96 | 96 | 96 | 96 | 96 | 96 | 96 |
| 172 | Misty Racing | 11 | 38 | 96 | 96 | 96 | 96 | 96 | 96 | 49 | 49 | 49 | 49 | 49 | 49 | 49 | 49 |
| 101 | Out of Limits Racing | 12 | 49 | 49 | 49 | 49 | 49 | 49 | 49 | 101 | 101 | 101 | 101 | 101 | 101 | 101 | 101 |
| 16 | KITE & SAWYER | 13 | 101 | 101 | 101 | 101 | 101 | 101 | 101 | 172 | 172 | 172 | 172 | 172 | 172 | 172 | 172 |
| 38 | Essex & Kent Motorsport | 14 | 172 | 172 | 172 | 172 | 172 | 172 | 172 | 5 | 5 | 5 | 5 | 5 | 5 | 5 | 5 |

EnduroKa

RACE 17 - STATISTICS

| | |
|------------------------|---------------------------|
| Competitors Started | 14 |
| Planned Start | 2024-09-15 @ 16:25:00.000 |
| Actual Start | 2024-09-15 @ 16:13:40.268 |
| Finish Time | 2024-09-15 @ 16:29:37.524 |
| Track Length | 1.2079mi. |
| Total Laps | 209 |
| Total Distance Covered | 252.4606mi. |

Session Fastest Lap History

| NO | NAME | LAP TIME | TIME OF DAY | LAP | VEHICLE |
|----|----------------------------------------------------|-----------------|--------------|-----|---------|
| 4 | Wolf Motorsport <i>L. READE</i> | 1:06.972 | 16:14:47.251 | 1 | Ford KA |
| 4 | Wolf Motorsport <i>L. READE</i> | 1:03.978 | 16:15:51.229 | 2 | Ford KA |
| 65 | Autotech Motorsport <i>J. DA'PRATO</i> | 1:03.940 | 16:15:52.125 | 2 | Ford KA |
| 4 | Wolf Motorsport <i>L. READE</i> | 1:03.894 | 16:16:55.123 | 3 | Ford KA |
| 5 | Wolf Motorsport <i>C. READE</i> | 1:03.656 | 16:16:57.407 | 3 | Ford KA |
| 4 | Wolf Motorsport <i>L. READE</i> | 1:03.597 | 16:17:58.721 | 4 | Ford KA |
| 64 | Autotech Motorsport <i>Y. BIN-SUHAYL</i> | 1:03.397 | 16:17:59.341 | 4 | Ford KA |
| 46 | MilnAir Racing <i>J. WRIGHT</i> | 1:03.392 | 16:17:59.560 | 4 | Ford KA |
| 46 | MilnAir Racing <i>J. WRIGHT</i> | 1:03.298 | 16:21:10.248 | 7 | Ford KA |
| 46 | MilnAir Racing <i>J. WRIGHT</i> | 1:03.103 | 16:23:16.896 | 9 | Ford KA |

Session Leader History

| NO | NAME | FROM LAP | LAPS LED | DISTANCE | VEHICLE |
|----|-------------------------------------------|----------|----------|-------------|---------|
| 4 | Wolf Motorsport <i>L. READE</i> | 1 | 15 | 18.11 miles | Ford KA |

Flag History


| TYPE | TIME OF DAY |
|--------|--------------|
| GREEN | 16:13:40.268 |
| FINISH | 16:29:37.524 |

Flag Statistics

| TYPE | COUNT | TOTAL LAPS | TOTAL TIME |
|------------|-------|------------|------------|
| Green | 1 | 15 | 16:58.129 |
| Red | 0 | 0 | 0.000 |
| Safety Car | 0 | 0 | 0.000 |
| FCY | 0 | 0 | 0.000 |

EnduroKa

RACE 19 - GRID (15 minutes)

| | | | | |
|--------------------------------------------------------------------------------------|----|----------------------------------|----|---------------------------------------|
| ROW 7 | 13 | 172 Misty Racing | 14 | 5 Wolf Motorsport |
| ROW 6 | 11 | 49 LDR Performance Tuning | 12 | 101 Out of Limits Racing |
| ROW 5 | 9 | 16 KITE & SAWYER | 10 | 96 Poorsche Karrera Motorsport |
| ROW 4 | 7 | 180 Shine Automotive | 8 | 38 Essex & Kent Motorsport |
| ROW 3 | 5 | 1 Burton Power Racing | 6 | 3 Windgat Racing |
| ROW 2 | 3 | 64 Autotech Motorsport | 4 | 65 Autotech Motorsport |
| ROW 1 | 1 | 4 Wolf Motorsport | 2 | 46 MilnAir Racing |
| Pole | | | | |
|  | | | | |

These results are provisional until the conclusion of any judicial and technical matters.

Brands Hatch Indy: 1.2079 miles

Clerk Of Course: Ian Denyer

Stewards:

Timekeeper: Rob Cook



EnduroKa

RACE 19 - CLASSIFICATION

Race Distance: 15 Laps / 18.11 miles

| POS | NO | TEAM / DRIVERS | CAR | LAPS | TIME | GAP | DIFF | MPH | BEST | ON | GRD | ↑↓ |
|-----|-----|-------------------------------------------------------------------------------|---------|------|-----------|--------|--------|-------|----------|----|-----|----|
| 1 | 46 | MilnAir Racing Jack WRIGHT | Ford KA | 15 | 15:59.045 | | | 68.01 | 1:03.297 | 15 | 2 | 1 |
| 2 | 4 | Wolf Motorsport Luke READE | Ford KA | 15 | 15:59.648 | 0.603 | 0.603 | 67.97 | 1:03.145 | 13 | 1 | -1 |
| 3 | 3 | Windgat Racing Mike MARAIS | Ford KA | 15 | 16:00.744 | 1.699 | 1.096 | 67.89 | 1:03.355 | 4 | 6 | 3 |
| 4 | 65 | Autotech Motorsport Joey D'APRATO | Ford KA | 15 | 16:00.771 | 1.726 | 0.027 | 67.89 | 1:03.408 | 6 | 4 | 0 |
| 5 | 64 | Autotech Motorsport Yousuf BIN-SUHAYL | Ford KA | 15 | 16:01.846 | 2.801 | 1.075 | 67.81 | 1:03.313 | 15 | 3 | -2 |
| 6 | 1 | Burton Power Racing Tom VALENTINE / Andy BURTON | Ford KA | 15 | 16:02.415 | 3.370 | 0.569 | 67.77 | 1:03.491 | 9 | 5 | -1 |
| 7 | 38 | Essex & Kent Motorsport Lewis KENT | Ford KA | 15 | 16:05.648 | 6.603 | 3.233 | 67.54 | 1:03.714 | 15 | 8 | 1 |
| 8 | 5 | Wolf Motorsport Chris READE | Ford KA | 15 | 16:14.049 | 15.004 | 8.401 | 66.96 | 1:03.949 | 13 | 14 | 6 |
| 9 | 180 | Shine Automotive Nathan BROWN / Collin FRENCH / Adrian WOOD / Rob CHALMERS | Ford KA | 15 | 16:16.583 | 17.538 | 2.534 | 66.79 | 1:04.173 | 13 | 7 | -2 |
| 10 | 16 | KITE & SAWYER Steve KITE / Paul SAWYER | Ford KA | 15 | 16:17.624 | 18.579 | 1.041 | 66.72 | 1:04.064 | 9 | 9 | -1 |
| 11 | 49 | LDR Performance Tuning David BYWATER / Alexander BRANDHAM | Ford KA | 15 | 16:17.924 | 18.879 | 0.300 | 66.70 | 1:04.051 | 10 | 11 | 0 |
| 12 | 96 | Poorsche Karrera Motorsport Mark CAREY / Ben SMITHWELL | Ford KA | 15 | 16:27.336 | 28.291 | 9.412 | 66.06 | 1:04.506 | 12 | 10 | -2 |
| 13 | 172 | Misty Racing Xawery ZAWISCA / Francis FALCONER / Paul COLE | Ford KA | 15 | 16:49.901 | 50.856 | 22.565 | 64.58 | 1:06.374 | 14 | 13 | 0 |
| 14 | 101 | Out of Limits Racing Wentao XU | Ford KA | 13 | 16:15.848 | 2 Laps | 2 Laps | 57.93 | 1:04.084 | 12 | 12 | -2 |

FASTEST LAP

| | | | | | | |
|---|-------------------------------|---------|----|----------|-----------|------------|
| 4 | Wolf Motorsport Luke READE | Ford KA | 13 | 1:03.145 | 68.86 mph | 110.83 kph |
|---|-------------------------------|---------|----|----------|-----------|------------|

Weather / Track : Cloudy / Dry

These results are provisional until the conclusion of any judicial and technical matters.

Date: 15/09/2024 Start: 17:27 Finish: 17:43

Brands Hatch Indy: 1.2079 miles

Clerk Of Course: Ian Denyer

Stewards:

Timekeeper: Rob Cook



EnduroKa

RACE 19 - LAP ANALYSIS

DIFF = Difference To Personal Best Lap

| P1 46 MilnAir Racing | | | | |
|----------------------|---------------------|-------|--------------|---------------------|
| LAP | LAP TIME | DIFF | MPH | TIME OF DAY |
| 1 - | 1:07.130 | 3.833 | 64.77 | 17:29:01.910 |
| 2 - | 1:04.185 | 0.888 | 67.75 | 17:30:06.095 |
| 3 - | 1:03.666 | 0.369 | 68.30 | 17:31:09.761 |
| 4 - | 1:03.495 | 0.198 | 68.48 | 17:32:13.256 |
| 5 - | 1:03.508 | 0.211 | 68.47 | 17:33:16.764 |
| 6 - | 1:04.033 | 0.736 | 67.91 | 17:34:20.797 |
| 7 - | 1:05.330 | 2.033 | 66.56 | 17:35:26.127 |
| 8 - | 1:03.683 | 0.386 | 68.28 | 17:36:29.810 |
| 9 - | 1:03.486 | 0.189 | 68.49 | 17:37:33.296 |
| 10 - | 1:03.356 (3) | 0.059 | 68.63 | 17:38:36.652 |
| 11 - | 1:03.764 | 0.467 | 68.19 | 17:39:40.416 |
| 12 - | 1:03.366 | 0.069 | 68.62 | 17:40:43.782 |
| 13 - | 1:03.336 (2) | 0.039 | 68.65 | 17:41:47.118 |
| 14 - | 1:03.410 | 0.113 | 68.57 | 17:42:50.528 |
| 15 - | 1:03.297 (1) | | 68.70 | 17:43:53.825 |

| P2 4 Wolf Motorsport | | | | |
|----------------------|---------------------|-------|--------------|---------------------|
| LAP | LAP TIME | DIFF | MPH | TIME OF DAY |
| 1 - | 1:06.958 | 3.813 | 64.94 | 17:29:01.738 |
| 2 - | 1:04.625 | 1.480 | 67.28 | 17:30:06.363 |
| 3 - | 1:03.799 | 0.654 | 68.16 | 17:31:10.162 |
| 4 - | 1:03.489 | 0.344 | 68.49 | 17:32:13.651 |
| 5 - | 1:03.483 | 0.338 | 68.50 | 17:33:17.134 |
| 6 - | 1:03.594 | 0.449 | 68.38 | 17:34:20.728 |
| 7 - | 1:04.332 | 1.187 | 67.59 | 17:35:25.060 |
| 8 - | 1:03.742 | 0.597 | 68.22 | 17:36:28.802 |
| 9 - | 1:03.872 | 0.727 | 68.08 | 17:37:32.674 |
| 10 - | 1:03.642 | 0.497 | 68.32 | 17:38:36.316 |
| 11 - | 1:04.575 | 1.430 | 67.34 | 17:39:40.891 |
| 12 - | 1:03.459 (3) | 0.314 | 68.52 | 17:40:44.350 |
| 13 - | 1:03.145 (1) | | 68.86 | 17:41:47.495 |
| 14 - | 1:03.516 | 0.371 | 68.46 | 17:42:51.011 |
| 15 - | 1:03.417 (2) | 0.272 | 68.57 | 17:43:54.428 |

| P3 3 Windgat Racing | | | | |
|---------------------|---------------------|-------|--------------|---------------------|
| LAP | LAP TIME | DIFF | MPH | TIME OF DAY |
| 1 - | 1:08.360 | 5.005 | 63.61 | 17:29:03.140 |
| 2 - | 1:03.924 | 0.569 | 68.02 | 17:30:07.064 |
| 3 - | 1:04.145 | 0.790 | 67.79 | 17:31:11.209 |
| 4 - | 1:03.355 (1) | | 68.63 | 17:32:14.564 |
| 5 - | 1:03.375 (2) | 0.020 | 68.61 | 17:33:17.939 |
| 6 - | 1:03.411 (3) | 0.056 | 68.57 | 17:34:21.350 |
| 7 - | 1:04.245 | 0.890 | 67.68 | 17:35:25.595 |
| 8 - | 1:03.627 | 0.272 | 68.34 | 17:36:29.222 |
| 9 - | 1:03.901 | 0.546 | 68.05 | 17:37:33.123 |
| 10 - | 1:04.735 | 1.380 | 67.17 | 17:38:37.858 |
| 11 - | 1:03.565 | 0.210 | 68.41 | 17:39:41.423 |
| 12 - | 1:03.470 | 0.115 | 68.51 | 17:40:44.893 |
| 13 - | 1:03.509 | 0.154 | 68.47 | 17:41:48.402 |
| 14 - | 1:03.630 | 0.275 | 68.34 | 17:42:52.032 |
| 15 - | 1:03.492 | 0.137 | 68.49 | 17:43:55.524 |

| P4 65 Autotech Motorsport | | | | |
|---------------------------|---------------------|-------|--------------|---------------------|
| LAP | LAP TIME | DIFF | MPH | TIME OF DAY |
| 1 - | 1:07.357 | 3.949 | 64.56 | 17:29:02.137 |
| 2 - | 1:04.391 | 0.983 | 67.53 | 17:30:06.528 |
| 3 - | 1:03.961 | 0.553 | 67.98 | 17:31:10.489 |
| 4 - | 1:03.553 (3) | 0.145 | 68.42 | 17:32:14.042 |
| 5 - | 1:03.583 | 0.175 | 68.39 | 17:33:17.625 |
| 6 - | 1:03.408 (1) | | 68.58 | 17:34:21.033 |

DIFF = Difference To Personal Best Lap

| | | | | |
|------|--------------|-------|-------|--------------|
| 7 - | 1:04.245 | 0.837 | 67.68 | 17:35:25.278 |
| 8 - | 1:03.704 | 0.296 | 68.26 | 17:36:28.982 |
| 9 - | 1:03.873 | 0.465 | 68.08 | 17:37:32.855 |
| 10 - | 1:03.601 | 0.193 | 68.37 | 17:38:36.456 |
| 11 - | 1:04.609 | 1.201 | 67.30 | 17:39:41.065 |
| 12 - | 1:03.566 | 0.158 | 68.41 | 17:40:44.631 |
| 13 - | 1:03.454 (2) | 0.046 | 68.53 | 17:41:48.085 |
| 14 - | 1:03.650 | 0.242 | 68.32 | 17:42:51.735 |
| 15 - | 1:03.816 | 0.408 | 68.14 | 17:43:55.551 |

| P5 64 Autotech Motorsport | | | | |
|---------------------------|---------------------|-------|--------------|---------------------|
| LAP | LAP TIME | DIFF | MPH | TIME OF DAY |
| 1 - | 1:07.738 | 4.425 | 64.19 | 17:29:02.518 |
| 2 - | 1:04.508 | 1.195 | 67.41 | 17:30:07.026 |
| 3 - | 1:04.463 | 1.150 | 67.45 | 17:31:11.489 |
| 4 - | 1:03.634 | 0.321 | 68.33 | 17:32:15.123 |
| 5 - | 1:03.729 | 0.416 | 68.23 | 17:33:18.852 |
| 6 - | 1:03.446 (2) | 0.133 | 68.54 | 17:34:22.298 |
| 7 - | 1:03.989 | 0.676 | 67.95 | 17:35:26.287 |
| 8 - | 1:03.993 | 0.680 | 67.95 | 17:36:30.280 |
| 9 - | 1:03.456 (3) | 0.143 | 68.52 | 17:37:33.736 |
| 10 - | 1:04.137 | 0.824 | 67.80 | 17:38:37.873 |
| 11 - | 1:04.202 | 0.889 | 67.73 | 17:39:42.075 |
| 12 - | 1:04.037 | 0.724 | 67.90 | 17:40:46.112 |
| 13 - | 1:03.496 | 0.183 | 68.48 | 17:41:49.608 |
| 14 - | 1:03.705 | 0.392 | 68.26 | 17:42:53.313 |
| 15 - | 1:03.313 (1) | | 68.68 | 17:43:56.626 |

| P6 1 Burton Power Racing | | | | |
|--------------------------|---------------------|-------|--------------|---------------------|
| LAP | LAP TIME | DIFF | MPH | TIME OF DAY |
| 1 - | 1:08.517 | 5.026 | 63.46 | 17:29:03.297 |
| 2 - | 1:04.263 | 0.772 | 67.66 | 17:30:07.560 |
| 3 - | 1:04.425 | 0.934 | 67.49 | 17:31:11.985 |
| 4 - | 1:03.753 | 0.262 | 68.21 | 17:32:15.738 |
| 5 - | 1:03.560 | 0.069 | 68.41 | 17:33:19.298 |
| 6 - | 1:03.500 (2) | 0.009 | 68.48 | 17:34:22.798 |
| 7 - | 1:03.700 | 0.209 | 68.26 | 17:35:26.498 |
| 8 - | 1:04.348 | 0.857 | 67.57 | 17:36:30.846 |
| 9 - | 1:03.491 (1) | | 68.49 | 17:37:34.337 |
| 10 - | 1:03.838 | 0.347 | 68.11 | 17:38:38.175 |
| 11 - | 1:04.178 | 0.687 | 67.75 | 17:39:42.353 |
| 12 - | 1:03.972 | 0.481 | 67.97 | 17:40:46.325 |
| 13 - | 1:03.502 (3) | 0.011 | 68.47 | 17:41:49.827 |
| 14 - | 1:03.778 | 0.287 | 68.18 | 17:42:53.605 |
| 15 - | 1:03.590 | 0.099 | 68.38 | 17:43:57.195 |

| P7 38 Essex & Kent Motorsport | | | | |
|-------------------------------|---------------------|-------|--------------|---------------------|
| LAP | LAP TIME | DIFF | MPH | TIME OF DAY |
| 1 - | 1:09.413 | 5.699 | 62.64 | 17:29:04.193 |
| 2 - | 1:03.794 | 0.080 | 68.16 | 17:30:07.987 |
| 3 - | 1:04.970 | 1.256 | 66.93 | 17:31:12.957 |
| 4 - | 1:03.918 | 0.204 | 68.03 | 17:32:16.875 |
| 5 - | 1:04.727 | 1.013 | 67.18 | 17:33:21.602 |
| 6 - | 1:04.068 | 0.354 | 67.87 | 17:34:25.670 |
| 7 - | 1:04.049 | 0.335 | 67.89 | 17:35:29.719 |
| 8 - | 1:03.929 | 0.215 | 68.02 | 17:36:33.648 |
| 9 - | 1:03.786 | 0.072 | 68.17 | 17:37:37.434 |
| 10 - | 1:03.848 | 0.134 | 68.10 | 17:38:41.282 |
| 11 - | 1:03.754 (3) | 0.040 | 68.20 | 17:39:45.036 |
| 12 - | 1:03.748 (2) | 0.034 | 68.21 | 17:40:48.784 |
| 13 - | 1:03.865 | 0.151 | 68.09 | 17:41:52.649 |
| 14 - | 1:04.065 | 0.351 | 67.87 | 17:42:56.714 |
| 15 - | 1:03.714 (1) | | 68.25 | 17:44:00.428 |

EnduroKa

RACE 19 - LAP ANALYSIS

DIFF = Difference To Personal Best Lap

| P8 5 Wolf Motorsport | | | | |
|----------------------|---------------------|-------|--------------|---------------------|
| LAP | LAP TIME | DIFF | MPH | TIME OF DAY |
| 1 - | 1:13.033 | 9.084 | 59.54 | 17:29:07.813 |
| 2 - | 1:05.964 | 2.015 | 65.92 | 17:30:13.777 |
| 3 - | 1:04.525 | 0.576 | 67.39 | 17:31:18.302 |
| 4 - | 1:05.492 | 1.543 | 66.39 | 17:32:23.794 |
| 5 - | 1:04.245 | 0.296 | 67.68 | 17:33:28.039 |
| 6 - | 1:04.391 | 0.442 | 67.53 | 17:34:32.430 |
| 7 - | 1:03.999 | 0.050 | 67.94 | 17:35:36.429 |
| 8 - | 1:03.998 | 0.049 | 67.94 | 17:36:40.427 |
| 9 - | 1:04.083 | 0.134 | 67.85 | 17:37:44.510 |
| 10 - | 1:03.950 (2) | 0.001 | 68.00 | 17:38:48.460 |
| 11 - | 1:03.966 (3) | 0.017 | 67.98 | 17:39:52.426 |
| 12 - | 1:04.317 | 0.368 | 67.61 | 17:40:56.743 |
| 13 - | 1:03.949 (1) | | 68.00 | 17:42:00.692 |
| 14 - | 1:04.064 | 0.115 | 67.87 | 17:43:04.756 |
| 15 - | 1:04.073 | 0.124 | 67.86 | 17:44:08.829 |

| P9 180 Shine Automotive | | | | |
|-------------------------|---------------------|-------|--------------|---------------------|
| LAP | LAP TIME | DIFF | MPH | TIME OF DAY |
| 1 - | 1:11.144 | 6.971 | 61.12 | 17:29:05.924 |
| 2 - | 1:05.886 | 1.713 | 66.00 | 17:30:11.810 |
| 3 - | 1:05.769 | 1.596 | 66.11 | 17:31:17.579 |
| 4 - | 1:05.244 | 1.071 | 66.65 | 17:32:22.823 |
| 5 - | 1:04.800 | 0.627 | 67.10 | 17:33:27.623 |
| 6 - | 1:05.207 | 1.034 | 66.68 | 17:34:32.830 |
| 7 - | 1:04.310 | 0.137 | 67.61 | 17:35:37.140 |
| 8 - | 1:04.180 (2) | 0.007 | 67.75 | 17:36:41.320 |
| 9 - | 1:04.607 | 0.434 | 67.30 | 17:37:45.927 |
| 10 - | 1:04.212 (3) | 0.039 | 67.72 | 17:38:50.139 |
| 11 - | 1:04.244 | 0.071 | 67.68 | 17:39:54.383 |
| 12 - | 1:04.218 | 0.045 | 67.71 | 17:40:58.601 |
| 13 - | 1:04.173 (1) | | 67.76 | 17:42:02.774 |
| 14 - | 1:04.223 | 0.050 | 67.71 | 17:43:06.997 |
| 15 - | 1:04.366 | 0.193 | 67.56 | 17:44:11.363 |

| P10 16 KITE & SAWYER | | | | |
|----------------------|---------------------|-------|--------------|---------------------|
| LAP | LAP TIME | DIFF | MPH | TIME OF DAY |
| 1 - | 1:12.038 | 7.974 | 60.36 | 17:29:06.818 |
| 2 - | 1:05.455 | 1.391 | 66.43 | 17:30:12.273 |
| 3 - | 1:05.570 | 1.506 | 66.32 | 17:31:17.843 |
| 4 - | 1:05.769 | 1.705 | 66.11 | 17:32:23.612 |
| 5 - | 1:05.283 | 1.219 | 66.61 | 17:33:28.895 |
| 6 - | 1:04.667 | 0.603 | 67.24 | 17:34:33.562 |
| 7 - | 1:04.285 | 0.221 | 67.64 | 17:35:37.847 |
| 8 - | 1:04.743 | 0.679 | 67.16 | 17:36:42.590 |
| 9 - | 1:04.064 (1) | | 67.87 | 17:37:46.654 |
| 10 - | 1:04.079 (2) | 0.015 | 67.86 | 17:38:50.733 |
| 11 - | 1:04.437 | 0.373 | 67.48 | 17:39:55.170 |
| 12 - | 1:04.461 | 0.397 | 67.46 | 17:40:59.631 |
| 13 - | 1:04.337 | 0.273 | 67.59 | 17:42:03.968 |
| 14 - | 1:04.163 (3) | 0.099 | 67.77 | 17:43:08.131 |
| 15 - | 1:04.273 | 0.209 | 67.65 | 17:44:12.404 |

| P11 49 LDR Performance Tuning | | | | |
|-------------------------------|----------|-------|-------|--------------|
| LAP | LAP TIME | DIFF | MPH | TIME OF DAY |
| 1 - | 1:13.159 | 9.108 | 59.44 | 17:29:07.939 |
| 2 - | 1:06.215 | 2.164 | 65.67 | 17:30:14.154 |
| 3 - | 1:05.126 | 1.075 | 66.77 | 17:31:19.280 |
| 4 - | 1:05.079 | 1.028 | 66.82 | 17:32:24.359 |
| 5 - | 1:04.908 | 0.857 | 66.99 | 17:33:29.267 |
| 6 - | 1:04.836 | 0.785 | 67.07 | 17:34:34.103 |

DIFF = Difference To Personal Best Lap

| | | | | |
|------|---------------------|-------|--------------|---------------------|
| 7 - | 1:04.321 | 0.270 | 67.60 | 17:35:38.424 |
| 8 - | 1:04.702 | 0.651 | 67.20 | 17:36:43.126 |
| 9 - | 1:04.112 (3) | 0.061 | 67.82 | 17:37:47.238 |
| 10 - | 1:04.051 (1) | | 67.89 | 17:38:51.289 |
| 11 - | 1:04.408 | 0.357 | 67.51 | 17:39:55.697 |
| 12 - | 1:04.247 | 0.196 | 67.68 | 17:40:59.944 |
| 13 - | 1:04.363 | 0.312 | 67.56 | 17:42:04.307 |
| 14 - | 1:04.098 (2) | 0.047 | 67.84 | 17:43:08.405 |
| 15 - | 1:04.299 | 0.248 | 67.63 | 17:44:12.704 |

| P12 96 Poorsche Karrera Motorsport | | | | |
|------------------------------------|---------------------|-------|--------------|---------------------|
| LAP | LAP TIME | DIFF | MPH | TIME OF DAY |
| 1 - | 1:12.195 | 7.689 | 60.23 | 17:29:06.975 |
| 2 - | 1:06.664 | 2.158 | 65.23 | 17:30:13.639 |
| 3 - | 1:07.752 | 3.246 | 64.18 | 17:31:21.391 |
| 4 - | 1:06.016 | 1.510 | 65.87 | 17:32:27.407 |
| 5 - | 1:05.972 | 1.466 | 65.91 | 17:33:33.379 |
| 6 - | 1:05.935 | 1.429 | 65.95 | 17:34:39.314 |
| 7 - | 1:04.687 | 0.181 | 67.22 | 17:35:44.001 |
| 8 - | 1:05.120 | 0.614 | 66.77 | 17:36:49.121 |
| 9 - | 1:04.863 | 0.357 | 67.04 | 17:37:53.984 |
| 10 - | 1:05.015 | 0.509 | 66.88 | 17:38:58.999 |
| 11 - | 1:04.619 | 0.113 | 67.29 | 17:40:03.618 |
| 12 - | 1:04.506 (1) | | 67.41 | 17:41:08.124 |
| 13 - | 1:04.525 (2) | 0.019 | 67.39 | 17:42:12.649 |
| 14 - | 1:04.883 | 0.377 | 67.02 | 17:43:17.532 |
| 15 - | 1:04.584 (3) | 0.078 | 67.33 | 17:44:22.116 |

| P13 172 Misty Racing | | | | |
|----------------------|---------------------|-------|--------------|---------------------|
| LAP | LAP TIME | DIFF | MPH | TIME OF DAY |
| 1 - | 1:14.031 | 7.657 | 58.74 | 17:29:08.811 |
| 2 - | 1:07.544 | 1.170 | 64.38 | 17:30:16.355 |
| 3 - | 1:06.801 | 0.427 | 65.09 | 17:31:23.156 |
| 4 - | 1:06.377 (2) | 0.003 | 65.51 | 17:32:29.533 |
| 5 - | 1:06.785 | 0.411 | 65.11 | 17:33:36.318 |
| 6 - | 1:07.017 | 0.643 | 64.88 | 17:34:43.335 |
| 7 - | 1:06.439 | 0.065 | 65.45 | 17:35:49.774 |
| 8 - | 1:06.646 | 0.272 | 65.24 | 17:36:56.420 |
| 9 - | 1:07.115 | 0.741 | 64.79 | 17:38:03.535 |
| 10 - | 1:07.088 | 0.714 | 64.81 | 17:39:10.623 |
| 11 - | 1:07.550 | 1.176 | 64.37 | 17:40:18.173 |
| 12 - | 1:07.110 | 0.736 | 64.79 | 17:41:25.283 |
| 13 - | 1:06.614 | 0.240 | 65.28 | 17:42:31.897 |
| 14 - | 1:06.374 (1) | | 65.51 | 17:43:38.271 |
| 15 - | 1:06.410 (3) | 0.036 | 65.48 | 17:44:44.681 |

| P14 101 Out of Limits Racing | | | | |
|------------------------------|---------------------|----------|--------------|---------------------|
| LAP | LAP TIME | DIFF | MPH | TIME OF DAY |
| 1 - | 1:12.510 | 8.426 | 59.97 | 17:29:07.290 |
| 2 - | 1:07.166 | 3.082 | 64.74 | 17:30:14.456 |
| 3 - | 1:07.499 | 3.415 | 64.42 | 17:31:21.955 |
| 4 - | 1:05.716 | 1.632 | 66.17 | 17:32:27.671 |
| 5 - | 1:05.858 | 1.774 | 66.03 | 17:33:33.529 |
| 6 - | 1:05.537 | 1.453 | 66.35 | 17:34:39.066 |
| 7 - | 1:05.564 | 1.480 | 66.32 | 17:35:44.630 |
| 8 - | 1:11.059 | 6.975 | 61.19 | 17:36:55.689 |
| 9 - | 2:51.135 P | 1:47.051 | 25.41 | 17:39:46.824 |
| 10 - | 1:10.706 | 6.622 | 61.50 | 17:40:57.530 |
| 11 - | 1:04.582 (3) | 0.498 | 67.33 | 17:42:02.112 |
| 12 - | 1:04.084 (1) | | 67.85 | 17:43:06.196 |
| 13 - | 1:04.432 (2) | 0.348 | 67.49 | 17:44:10.628 |

EnduroKa

RACE 19 - LAP CHART

| LAP 1 @ 17:29:01.738 | | | LAP 2 @ 17:30:06.095 | | | LAP 3 @ 17:31:09.761 | | | LAP 4 @ 17:32:13.256 | | | LAP 5 @ 17:33:16.764 | | |
|----------------------|--------|----------|----------------------|--------|----------|----------------------|--------|----------|----------------------|--------|----------|----------------------|--------|----------|
| NO | BEHIND | LAP TIME | NO | BEHIND | LAP TIME | NO | BEHIND | LAP TIME | NO | BEHIND | LAP TIME | NO | BEHIND | LAP TIME |
| 4 | | 1:06.958 | 46 | | 1:04.185 | 46 | | 1:03.666 | 46 | | 1:03.495 | 46 | | 1:03.508 |
| 46 | 0.172 | 1:07.130 | 4 | 0.268 | 1:04.625 | 4 | 0.401 | 1:03.799 | 4 | 0.395 | 1:03.489 | 4 | 0.370 | 1:03.483 |
| 65 | 0.399 | 1:07.357 | 65 | 0.433 | 1:04.391 | 65 | 0.728 | 1:03.961 | 65 | 0.786 | 1:03.553 | 65 | 0.861 | 1:03.583 |
| 64 | 0.780 | 1:07.738 | 64 | 0.931 | 1:04.508 | 3 | 1.448 | 1:04.145 | 3 | 1.308 | 1:03.355 | 3 | 1.175 | 1:03.375 |
| 3 | 1.402 | 1:08.360 | 3 | 0.969 | 1:03.924 | 64 | 1.728 | 1:04.463 | 64 | 1.867 | 1:03.634 | 64 | 2.088 | 1:03.729 |
| 1 | 1.559 | 1:08.517 | 1 | 1.465 | 1:04.263 | 1 | 2.224 | 1:04.425 | 1 | 2.482 | 1:03.753 | 1 | 2.534 | 1:03.560 |
| 38 | 2.455 | 1:09.413 | 38 | 1.892 | 1:03.794 | 38 | 3.196 | 1:04.970 | 38 | 3.619 | 1:03.918 | 38 | 4.838 | 1:04.727 |
| 180 | 4.186 | 1:11.144 | 180 | 5.715 | 1:05.886 | 180 | 7.818 | 1:05.769 | 180 | 9.567 | 1:05.244 | 180 | 10.859 | 1:04.800 |
| 16 | 5.080 | 1:12.038 | 16 | 6.178 | 1:05.455 | 16 | 8.082 | 1:05.570 | 16 | 10.356 | 1:05.769 | 5 | 11.275 | 1:04.245 |
| 96 | 5.237 | 1:12.195 | 96 | 7.544 | 1:06.664 | 5 | 8.541 | 1:04.525 | 5 | 10.538 | 1:05.492 | 16 | 12.131 | 1:05.283 |
| 101 | 5.552 | 1:12.510 | 5 | 7.682 | 1:05.964 | 49 | 9.519 | 1:05.126 | 49 | 11.103 | 1:05.079 | 49 | 12.503 | 1:04.908 |
| 5 | 6.075 | 1:13.033 | 49 | 8.059 | 1:06.215 | 96 | 11.630 | 1:07.752 | 96 | 14.151 | 1:06.016 | 96 | 16.615 | 1:05.972 |
| 49 | 6.201 | 1:13.159 | 101 | 8.361 | 1:07.166 | 101 | 12.194 | 1:07.499 | 101 | 14.415 | 1:05.716 | 101 | 16.765 | 1:05.858 |
| 172 | 7.073 | 1:14.031 | 172 | 10.260 | 1:07.544 | 172 | 13.395 | 1:06.801 | 172 | 16.277 | 1:06.377 | 172 | 19.554 | 1:06.785 |

EnduroKa

RACE 19 - LAP CHART

| LAP 6 @ 17:34:20.728 | | | LAP 7 @ 17:35:25.060 | | | LAP 8 @ 17:36:28.802 | | | LAP 9 @ 17:37:32.674 | | | LAP 10 @ 17:38:36.316 | | |
|----------------------|--------|----------|----------------------|--------|----------|----------------------|--------|----------|----------------------|--------|----------|-----------------------|--------|----------|
| NO | BEHIND | LAP TIME | NO | BEHIND | LAP TIME | NO | BEHIND | LAP TIME | NO | BEHIND | LAP TIME | NO | BEHIND | LAP TIME |
| 4 | | 1:03.594 | 4 | | 1:04.332 | 4 | | 1:03.742 | 4 | | 1:03.872 | 4 | | 1:03.642 |
| 46 | 0.069 | 1:04.033 | 65 | 0.218 | 1:04.245 | 65 | 0.180 | 1:03.704 | 65 | 0.181 | 1:03.873 | 65 | 0.140 | 1:03.601 |
| 65 | 0.305 | 1:03.408 | 3 | 0.535 | 1:04.245 | 3 | 0.420 | 1:03.627 | 3 | 0.449 | 1:03.901 | 46 | 0.336 | 1:03.356 |
| 3 | 0.622 | 1:03.411 | 46 | 1.067 | 1:05.330 | 46 | 1.008 | 1:03.683 | 46 | 0.622 | 1:03.486 | 3 | 1.542 | 1:04.735 |
| 64 | 1.570 | 1:03.446 | 64 | 1.227 | 1:03.989 | 64 | 1.478 | 1:03.993 | 64 | 1.062 | 1:03.456 | 64 | 1.557 | 1:04.137 |
| 1 | 2.070 | 1:03.500 | 1 | 1.438 | 1:03.700 | 1 | 2.044 | 1:04.348 | 1 | 1.663 | 1:03.491 | 1 | 1.859 | 1:03.838 |
| 38 | 4.942 | 1:04.068 | 38 | 4.659 | 1:04.049 | 38 | 4.846 | 1:03.929 | 38 | 4.760 | 1:03.786 | 38 | 4.966 | 1:03.848 |
| 5 | 11.702 | 1:04.391 | 5 | 11.369 | 1:03.999 | 5 | 11.625 | 1:03.998 | 5 | 11.836 | 1:04.083 | 5 | 12.144 | 1:03.950 |
| 180 | 12.102 | 1:05.207 | 180 | 12.080 | 1:04.310 | 180 | 12.518 | 1:04.180 | 180 | 13.253 | 1:04.607 | 180 | 13.823 | 1:04.212 |
| 16 | 12.834 | 1:04.667 | 16 | 12.787 | 1:04.285 | 16 | 13.788 | 1:04.743 | 16 | 13.980 | 1:04.064 | 16 | 14.417 | 1:04.079 |
| 49 | 13.375 | 1:04.836 | 49 | 13.364 | 1:04.321 | 49 | 14.324 | 1:04.702 | 49 | 14.564 | 1:04.112 | 49 | 14.973 | 1:04.051 |
| 101 | 18.338 | 1:05.537 | 96 | 18.941 | 1:04.687 | 96 | 20.319 | 1:05.120 | 96 | 21.310 | 1:04.863 | 96 | 22.683 | 1:05.015 |
| 96 | 18.586 | 1:05.935 | 101 | 19.570 | 1:05.564 | 101 | 26.887 | 1:11.059 | 172 | 30.861 | 1:07.115 | 172 | 34.307 | 1:07.088 |
| 172 | 22.607 | 1:07.017 | 172 | 24.714 | 1:06.439 | 172 | 27.618 | 1:06.646 | | | | | | |

EnduroKa

RACE 19 - LAP CHART

| LAP 11 @ 17:39:40.416 | | | LAP 12 @ 17:40:43.782 | | | LAP 13 @ 17:41:47.118 | | | LAP 14 @ 17:42:50.528 | | | LAP 15 @ 17:43:53.825 | | |
|-----------------------|--------|------------|-----------------------|--------|----------|-----------------------|--------|----------|-----------------------|--------|----------|-----------------------|--------|----------|
| NO | BEHIND | LAP TIME | NO | BEHIND | LAP TIME | NO | BEHIND | LAP TIME | NO | BEHIND | LAP TIME | NO | BEHIND | LAP TIME |
| 46 | | 1:03.764 | 46 | | 1:03.366 | 46 | | 1:03.336 | 46 | | 1:03.410 | 46 | | 1:03.297 |
| 4 | 0.475 | 1:04.575 | 4 | 0.568 | 1:03.459 | 4 | 0.377 | 1:03.145 | 4 | 0.483 | 1:03.516 | 4 | 0.603 | 1:03.417 |
| 65 | 0.649 | 1:04.609 | 65 | 0.849 | 1:03.566 | 65 | 0.967 | 1:03.454 | 65 | 1.207 | 1:03.650 | 3 | 1.699 | 1:03.492 |
| 3 | 1.007 | 1:03.565 | 3 | 1.111 | 1:03.470 | 3 | 1.284 | 1:03.509 | 3 | 1.504 | 1:03.630 | 65 | 1.726 | 1:03.816 |
| 64 | 1.659 | 1:04.202 | 64 | 2.330 | 1:04.037 | 64 | 2.490 | 1:03.496 | 64 | 2.785 | 1:03.705 | 64 | 2.801 | 1:03.313 |
| 1 | 1.937 | 1:04.178 | 1 | 2.543 | 1:03.972 | 1 | 2.709 | 1:03.502 | 1 | 3.077 | 1:03.778 | 1 | 3.370 | 1:03.590 |
| 38 | 4.620 | 1:03.754 | 38 | 5.002 | 1:03.748 | 38 | 5.531 | 1:03.865 | 38 | 6.186 | 1:04.065 | 38 | 6.603 | 1:03.714 |
| 101 | 2 Laps | 2:51.135 P | 5 | 12.961 | 1:04.317 | 5 | 13.574 | 1:03.949 | 5 | 14.228 | 1:04.064 | 5 | 15.004 | 1:04.073 |
| 5 | 12.010 | 1:03.966 | 101 | 2 Laps | 1:10.706 | 101 | 2 Laps | 1:04.582 | 101 | 2 Laps | 1:04.084 | 101 | 2 Laps | 1:04.432 |
| 180 | 13.967 | 1:04.244 | 180 | 14.819 | 1:04.218 | 180 | 15.656 | 1:04.173 | 180 | 16.469 | 1:04.223 | 180 | 17.538 | 1:04.366 |
| 16 | 14.754 | 1:04.437 | 16 | 15.849 | 1:04.461 | 16 | 16.850 | 1:04.337 | 16 | 17.603 | 1:04.163 | 16 | 18.579 | 1:04.273 |
| 49 | 15.281 | 1:04.408 | 49 | 16.162 | 1:04.247 | 49 | 17.189 | 1:04.363 | 49 | 17.877 | 1:04.098 | 49 | 18.879 | 1:04.299 |
| 96 | 23.202 | 1:04.619 | 96 | 24.342 | 1:04.506 | 96 | 25.531 | 1:04.525 | 96 | 27.004 | 1:04.883 | 96 | 28.291 | 1:04.584 |
| 172 | 37.757 | 1:07.550 | 172 | 41.501 | 1:07.110 | 172 | 44.779 | 1:06.614 | 172 | 47.743 | 1:06.374 | 172 | 50.856 | 1:06.410 |

EnduroKa

RACE 19 - POSITION CHART

| No | Name | Lap Pos | Lap | | | | | | | | | | | | | | | | |
|-----|-------------------------|------------|-----|-----|-----|-----|-----|-----|-----|-----|-----|-----|-----|-----|-----|-----|-----|-----|----|
| | | | 1 | 2 | 3 | 4 | 5 | 6 | 7 | 8 | 9 | 10 | 11 | 12 | 13 | 14 | 15 | | |
| 4 | Wolf Motorsport | 1 | 4 | 46 | 46 | 46 | 46 | 46 | 4 | 4 | 4 | 4 | 4 | 4 | 46 | 46 | 46 | 46 | 46 |
| 46 | MiinAir Racing | 2 | 46 | 4 | 4 | 4 | 4 | 4 | 46 | 65 | 65 | 65 | 65 | 65 | 4 | 4 | 4 | 4 | 4 |
| 64 | Autotech Motorsport | 3 | 65 | 65 | 65 | 65 | 65 | 65 | 65 | 3 | 3 | 3 | 3 | 46 | 65 | 65 | 65 | 65 | 3 |
| 65 | Autotech Motorsport | 4 | 64 | 64 | 3 | 3 | 3 | 3 | 3 | 46 | 46 | 46 | 3 | 3 | 3 | 3 | 3 | 3 | 65 |
| 1 | Burton Power Racing | 5 | 3 | 3 | 64 | 64 | 64 | 64 | 64 | 64 | 64 | 64 | 64 | 64 | 64 | 64 | 64 | 64 | 64 |
| 3 | Windgat Racing | 6 | 1 | 1 | 1 | 1 | 1 | 1 | 1 | 1 | 1 | 1 | 1 | 1 | 1 | 1 | 1 | 1 | 1 |
| 180 | Shine Automotive | 7 | 38 | 38 | 38 | 38 | 38 | 38 | 38 | 38 | 38 | 38 | 38 | 38 | 38 | 38 | 38 | 38 | 38 |
| 38 | Essex & Kent Motorsport | 8 | 180 | 180 | 180 | 180 | 180 | 5 | 5 | 5 | 5 | 5 | 5 | 5 | 5 | 5 | 5 | 5 | |
| 16 | KITE & SAWYER | 9 | 16 | 16 | 16 | 16 | 5 | 180 | 180 | 180 | 180 | 180 | 180 | 180 | 180 | 180 | 180 | 180 | |
| 96 | Poorsche Karrera Moto | 10 | 96 | 96 | 5 | 5 | 16 | 16 | 16 | 16 | 16 | 16 | 16 | 16 | 16 | 16 | 16 | 16 | |
| 49 | LDR Performance Tuning | 11 | 101 | 5 | 49 | 49 | 49 | 49 | 49 | 49 | 49 | 49 | 49 | 49 | 49 | 49 | 49 | 49 | |
| 101 | Out of Limits Racing | 12 | 5 | 49 | 96 | 96 | 96 | 101 | 96 | 96 | 96 | 96 | 96 | 96 | 96 | 96 | 96 | 96 | |
| 172 | Misty Racing | 13 | 49 | 101 | 101 | 101 | 101 | 96 | 101 | 101 | 172 | 172 | 172 | 172 | 172 | 172 | 172 | | |
| 5 | Wolf Motorsport | 14 | 172 | 172 | 172 | 172 | 172 | 172 | 172 | 172 | 101 | 101 | 101 | 101 | 101 | 101 | 101 | | |

EnduroKa

RACE 19 - STATISTICS

| | |
|------------------------|---------------------------|
| Competitors Started | 14 |
| Planned Start | 2024-09-15 @ 17:50:00.000 |
| Actual Start | 2024-09-15 @ 17:27:54.780 |
| Finish Time | 2024-09-15 @ 17:43:51.563 |
| Track Length | 1.2079mi. |
| Total Laps | 208 |
| Total Distance Covered | 251.2526mi. |

Session Fastest Lap History

| NO | NAME | LAP TIME | TIME OF DAY | LAP | VEHICLE |
|----|------------------------------------------------------|-----------------|--------------|-----|---------|
| 4 | Wolf Motorsport <i>L. READE</i> | 1:06.958 | 17:29:01.748 | 1 | Ford KA |
| 46 | MilnAir Racing <i>J. WRIGHT</i> | 1:04.185 | 17:30:06.124 | 2 | Ford KA |
| 3 | Windgat Racing <i>M. MARAIS</i> | 1:03.924 | 17:30:07.064 | 2 | Ford KA |
| 38 | Essex & Kent Motorsport <i>L. KENT</i> | 1:03.794 | 17:30:08.018 | 2 | Ford KA |
| 46 | MilnAir Racing <i>J. WRIGHT</i> | 1:03.666 | 17:31:09.784 | 3 | Ford KA |
| 46 | MilnAir Racing <i>J. WRIGHT</i> | 1:03.495 | 17:32:13.279 | 4 | Ford KA |
| 4 | Wolf Motorsport <i>L. READE</i> | 1:03.489 | 17:32:13.663 | 4 | Ford KA |
| 3 | Windgat Racing <i>M. MARAIS</i> | 1:03.355 | 17:32:14.577 | 4 | Ford KA |
| 46 | MilnAir Racing <i>J. WRIGHT</i> | 1:03.336 | 17:41:47.141 | 13 | Ford KA |
| 4 | Wolf Motorsport <i>L. READE</i> | 1:03.145 | 17:41:47.506 | 13 | Ford KA |

Session Leader History

| NO | NAME | FROM LAP | LAPS LED | DISTANCE | VEHICLE |
|----|-------------------------------------------|----------|----------|------------|---------|
| 4 | Wolf Motorsport <i>L. READE</i> | 1 | 1 | 1.20 miles | Ford KA |
| 46 | MilnAir Racing <i>J. WRIGHT</i> | 2 | 4 | 4.83 miles | Ford KA |
| 4 | Wolf Motorsport <i>L. READE</i> | 6 | 5 | 6.03 miles | Ford KA |
| 46 | MilnAir Racing <i>J. WRIGHT</i> | 11 | 5 | 6.03 miles | Ford KA |

Flag History

| TYPE | TIME OF DAY |
|--------|--------------|
| GREEN | 17:27:54.780 |
| FINISH | 17:43:51.563 |

Flag Statistics

| TYPE | COUNT | TOTAL LAPS | TOTAL TIME |
|------------|-------|------------|------------|
| Green | 1 | 15 | 16:58.967 |
| Red | 0 | 0 | 0.000 |
| Safety Car | 0 | 0 | 0.000 |
| FCY | 0 | 0 | 0.000 |