

MSVT
RACING



ENDURO KA

MSVR
MOTORSPORT VISION RACING

MSVR Club Car Championships
Silverstone National
14th April 2024

T S L
SPORTS TIMING
TIMING SOLUTIONS LTD

Timing & Results Provided by Timing Solutions Ltd

www.tsl-timing.com

2024 MSV Trackdays Enduro KA Series

QUALIFYING - RACE 13 - CLASSIFICATION

POS	NO	TEAM / DRIVERS	CAR	TIME	ON	LAPS	GAP	DIFF	MPH
1	81	GM Performance Ian MITCHELL / Darren STAPLETON	Ford KA	1:19.394	30	39			74.38
2	46*	MlinAir Racing George WRIGHT / Jack WRIGHT / Jonny MILNER	Ford KA	1:19.405	33	35	0.011	0.011	74.37
3	180*	Shine Automotive Collin FRENCH / Nathan BROWN / Adrian WOOD / Thomas WOOD	Ford KA	1:19.611	33	36	0.217	0.206	74.18
4	11	11Tenths Racing Gianluca ELIA / Byron CRAWFORD / Paul PEARCE / Paul STOUT	Ford KA	1:19.664	31	35	0.270	0.053	74.13
5	114	KM Racing Christian KELLY / Andrew MALPASS	Ford KA	1:19.706	37	41	0.312	0.042	74.09
6	96*	Poorsche Karrera Motorsport Ben SMITHWELL / Mark CAREY / Simon CHILDS	Ford KA	1:19.710	16	33	0.316	0.004	74.08
7	12*	PRO-AM RACING Will HILLYARD / Scott THOMPSON / Darren MIDGLEY / Richard JEPP	Ford KA	1:19.803	29	35	0.409	0.093	74.00
8	112*	Ka Tastrophy Robert THOMAS / Simon BONHAM	Ford KA	1:19.902	27	41	0.508	0.099	73.91
9	3	Windgat Racing Leon BIDGWAY / Matthew WEYMOUTH / Mike MARAIS	Ford KA	1:19.968	18	19	0.574	0.066	73.85
10	95*	Graves Motorsport Marcus CLUTTON / Lee TAYLOR / Ross FAULDS	Ford KA	1:19.997	30	35	0.603	0.029	73.82
11	65*	Autotech Motorsport 2 Taylor NORTON / Reece KELLOW / Toby OWEN	Ford KA	1:20.022	30	40	0.628	0.025	73.80
12	555*	Sukaru Racing Chris HILSON / Peter DIGNAN / Tristan JUDGE	Ford KA	1:20.059	29	37	0.665	0.037	73.76
13	8*	PRO-AM Racing Darren MIDGLEY / Oliver FURNELL / Gordon MUTCH	Ford KA	1:20.084	34	36	0.690	0.025	73.74
14	22	AFK Racing Nik BERG / Nick CREED / Tim PARSONS / Natalie KNOWLES	Ford KA	1:20.216	34	39	0.822	0.132	73.62
15	125*	3 Amigos Adam READ / David DRINKWATER / Paul HINSON	Ford KA	1:20.246	8	38	0.852	0.030	73.59
16	21	KnF Racing Simon TOPP / Tony BARSON / Adam BETTINSON	Ford KA	1:20.255	37	40	0.861	0.009	73.58
17	49*	LDR Performance Tuning David BYWATER / Nick RICE / Andy GREAR-HARDY	Ford KA	1:20.361	36	40	0.967	0.106	73.48
18	888	Boston Racing Andrew FELLS / Jacob FELLS / Benjamin CURRAN	Ford KA	1:20.366	37	39	0.972	0.005	73.48
19	333	KaHoona's Race Team Ian PERKINS / Philip TRUMAN / Kosta KYRITIS	Ford KA	1:20.413	34	38	1.019	0.047	73.44
20	7*	G&B Finch Racing Steve FINCH / Joe BRAGG / Benjamin SMITH	Ford KA	1:20.458	20	29	1.064	0.045	73.40
21	55	KAsh Strapped Racing Alex TENTORI / Ben SMITH	Ford KA	1:20.655	30	38	1.261	0.197	73.22
22	747*	LARR Motorsport Mike COLLINGE / Jordan BANNON / Duncan MACBETH	Ford KA	1:20.760	18	28	1.366	0.105	73.12
23	6*	NJM Racing Ltd David MURFITT / Peter SIMMONDS	Ford KA	1:20.821	37	41	1.427	0.061	73.07
24	126*	GloriKa Michael MCCOLLUM / Neil SMITH	Ford KA	1:20.962	23	33	1.568	0.141	72.94
25	1*	Burton Power Racing Andy BURTON / Tom VALENTINE / Steve GILBERT	Ford KA	1:20.995	28	37	1.601	0.033	72.91
26	67*	Original Chequers Racing Thomas HENDRIE / Conrad CRICKMAY	Ford KA	1:21.109	33	36	1.715	0.114	72.81
27	275*	Team Lifeline Joe DAVIES / Morgan CHARLESWORTH / Jake LANE / Scott MCINTYRE	Ford KA	1:21.194	26	38	1.800	0.085	72.73
28	121*	Ka Lamaty Joe DAVIES / Morgan CHARLESWORTH / Jake LANE / Scott MCINTYRE	Ford KA	1:21.230	7	28	1.836	0.036	72.70
29	74	Orkasport Marcus BATTY / Andrew HINCH	Ford KA	1:21.670	32	36	2.276	0.440	72.31
30	60	Tango & Crash Guy WILKINSON / Peter CHILD / Roger HASSAN / Michael DAVIES	Ford KA	1:21.670	32	36	2.276	0.440	72.31
31	14	Usher Motorsport Chris KEYS / Jon SENIOR / Gary BUCKINGHAM	Ford KA	1:21.867	19	40	2.473	0.197	72.13
32	44*	Graves Motorsport Philip USHER / Luke USHER / David USHER	Ford KA	1:21.924	29	30	2.530	0.057	72.08
33	64	Stuart KINNER Stuart KINNER / Katherine SHIPP / David WARD	Ford KA	1:22.081	34	34	2.687	0.157	71.94
34	27*	Autotech Motorsport Adam NAKAR / Christopher BUCKLEY / Peter OSGERBY	Ford KA	1:22.210	39	39	2.816	0.129	71.83
35	2	Semprini Racing Phil HART / James HART / David EVANS	Ford KA	1:22.306	19	35	2.912	0.096	71.75
		NJM's PDC's Adam BIRD / Eunan MACGUINNESS / Cat SELLS / Grant GROVE	Ford KA	1:25.192	7	34	5.798	2.886	69.32

Comments:

Cars 27, 95, 126 - Please fit a working transponder
 No. 1, 44, 46, 49, 65 - 1 Lap time disallowed; exceeding track limits.
 No. 7, 12, 67, 95, 112, 121, 125, 180, 275, 555, 747 - 2 Lap times disallowed; exceeding track limits.
 No. 6, 8, 126 - 3 Lap times disallowed; exceeding track limits.
 No. 96 - 4 Lap times disallowed; exceeding track limits.

Weather / Track : Bright / Dry

These results are provisional until the conclusion of any judicial and technical matters.

Date: 14/04/2024 Start: 09:00 Finish: 10:00

Silverstone National: 1.6404 miles

Clerk Of Course: Ian Denyer

Stewards:

Timekeeper: Rob Cook



2024 MSV Trackdays Enduro KA Series

QUALIFYING - RACE 13 - LAP ANALYSIS

DIFF = Difference To Personal Best Lap

P1 81 GM Performance				
LAP	LAP TIME	DIFF	MPH	TIME OF DAY
1 -	1:25.855	6.461	68.78	09:02:30.199
2 -	1:22.143	2.749	71.89	09:03:52.342
3 -	1:21.433	2.039	72.52	09:05:13.775
4 -	1:24.643	P 5.249	69.77	09:06:38.418
5 -	2:40.612	1:21.218	36.76	09:09:19.030
6 -	1:21.515	2.121	72.44	09:10:40.545
7 -	1:21.532	2.138	72.43	09:12:02.077
8 -	1:20.895	1.501	73.00	09:13:22.972
9 -	1:20.435	1.041	73.42	09:14:43.407
10 -	1:20.674	1.280	73.20	09:16:04.081
11 -	1:20.321	0.927	73.52	09:17:24.402
12 -	1:19.977	0.583	73.84	09:18:44.379
13 -	1:20.205	0.811	73.63	09:20:04.584
14 -	1:22.424	3.030	71.64	09:21:27.008
15 -	1:20.752	1.358	73.13	09:22:47.760
16 -	1:20.007	0.613	73.81	09:24:07.767
17 -	1:20.102	0.708	73.72	09:25:27.869
18 -	1:20.584	1.190	73.28	09:26:48.453
19 -	1:20.015	0.621	73.80	09:28:08.468
20 -	1:20.544	1.150	73.32	09:29:29.012
21 -	1:20.502	1.108	73.36	09:30:49.514
22 -	1:23.244	P 3.850	70.94	09:32:12.758
23 -	4:28.991	3:09.597	21.95	09:36:41.749
24 -	1:20.364	0.970	73.48	09:38:02.113
25 -	1:20.564	1.170	73.30	09:39:22.677
26 -	1:19.849	0.455	73.96	09:40:42.526
27 -	1:19.806	(3) 0.412	74.00	09:42:02.332
28 -	1:19.869	0.475	73.94	09:43:22.201
29 -	1:19.754	(2) 0.360	74.04	09:44:41.955
30 -	1:19.394	(1) 74.38	74.38	09:46:01.349
31 -	1:51.533	P 32.139	52.94	09:47:52.882
32 -	3:47.219	2:27.825	25.99	09:51:40.101
33 -	1:31.554	12.160	64.50	09:53:11.655
34 -	1:20.060	0.666	73.76	09:54:31.715
35 -	1:20.371	0.977	73.48	09:55:52.086
36 -	1:19.870	0.476	73.94	09:57:11.956
37 -	1:20.420	1.026	73.43	09:58:32.376
38 -	1:20.072	0.678	73.75	09:59:52.448
39 -	1:20.418	1.024	73.43	10:01:12.866

P2 46 MilnAir Racing				
LAP	LAP TIME	DIFF	MPH	TIME OF DAY
1 -	1:31.675	12.270	64.41	09:02:42.068
2 -	1:21.816	2.411	72.18	09:04:03.884
3 -	1:22.312	2.907	71.74	09:05:26.196
4 -	1:20.811	1.406	73.08	09:06:47.007
5 -	1:21.068	1.663	72.84	09:08:08.075
6 -	1:20.692	1.287	73.18	09:09:28.767
7 -	1:20.506	1.101	73.35	09:10:49.273
8 -	1:21.757	2.352	72.23	09:12:11.030
9 -	1:20.967	1.562	72.93	09:13:31.997
10 -	5:59.901	4:40.496	16.40	09:19:31.898
11 -	1:21.576	2.171	72.39	09:20:53.474
12 -	4:20.766	D 1.361	73.12	09:22:14.240
13 -	1:20.523	1.118	73.34	09:23:34.763
14 -	1:20.528	1.123	73.33	09:24:55.291
15 -	1:33.300	13.895	63.29	09:26:28.591
16 -	1:20.758	1.353	73.12	09:27:49.349
17 -	1:37.653	P 18.248	60.47	09:29:27.002
18 -	5:16.055	3:56.650	18.68	09:34:43.058
19 -	1:20.913	1.508	72.98	09:36:03.971
20 -	1:20.568	1.163	73.30	09:37:24.539

DIFF = Difference To Personal Best Lap

21 -	1:20.199	0.794	73.63	09:38:44.738
22 -	1:19.976	0.571	73.84	09:40:04.714
23 -	1:19.707	0.302	74.09	09:41:24.421
24 -	1:19.851	0.446	73.95	09:42:44.272
25 -	1:19.979	0.574	73.84	09:44:04.251
26 -	1:19.667	0.262	74.12	09:45:23.918
27 -	1:19.488	(3) 0.083	74.29	09:46:43.406
28 -	1:19.472	(2) 0.067	74.31	09:48:02.878
29 -	1:36.414	P 17.009	61.25	09:49:39.292
30 -	4:37.443	3:18.038	21.28	09:54:16.735
31 -	1:19.717	0.312	74.08	09:55:36.452
32 -	1:25.240	5.835	69.28	09:57:01.692
33 -	1:19.405	(1) 74.37	74.37	09:58:21.097
34 -	1:19.889	0.484	73.92	09:59:40.986
35 -	1:19.753	0.348	74.04	10:01:00.739

P3 180 Shine Automotive				
LAP	LAP TIME	DIFF	MPH	TIME OF DAY
1 -	1:23.541	3.930	70.69	09:02:44.309
2 -	1:21.441	1.830	72.51	09:04:05.750
3 -	1:21.694	2.083	72.29	09:05:27.444
4 -	1:20.912	1.301	72.98	09:06:48.356
5 -	1:20.981	1.370	72.92	09:08:09.337
6 -	1:21.149	1.538	72.77	09:09:30.486
7 -	1:20.525	(3) 0.914	73.33	09:10:51.011
8 -	1:21.274	1.663	72.66	09:12:12.285
9 -	1:20.702	1.091	73.17	09:13:32.987
10 -	5:07.078	3:47.467	19.23	09:18:40.065
11 -	1:21.909	2.298	72.10	09:20:01.974
12 -	1:25.325	5.714	69.21	09:21:27.299
13 -	1:21.898	2.287	72.11	09:22:49.197
14 -	1:20.995	1.384	72.91	09:24:10.192
15 -	1:21.039	1.428	72.87	09:25:31.231
16 -	1:21.830	2.219	72.16	09:26:53.061
17 -	1:20.737	1.126	73.14	09:28:13.798
18 -	1:20.348	(2) 0.737	73.50	09:29:34.146
19 -	1:27.472	P 7.861	67.51	09:31:01.618
20 -	3:10.016	1:50.405	31.07	09:34:11.635
21 -	1:22.058	2.447	71.96	09:35:33.693
22 -	1:21.922	2.311	72.08	09:36:55.615
23 -	1:21.744	2.133	72.24	09:38:17.359
24 -	1:21.370	1.759	72.57	09:39:38.729
25 -	4:21.475	D 1.864	72.48	09:41:00.204
26 -	1:21.585	1.974	72.38	09:42:21.789
27 -	1:21.175	1.564	72.75	09:43:42.964
28 -	1:21.380	1.769	72.56	09:45:04.344
29 -	1:35.972	P 16.361	61.53	09:46:40.316
30 -	2:47.137	1:27.526	35.33	09:49:27.454
31 -	1:21.568	1.957	72.40	09:50:49.022
32 -	4:49.903	D 0.292	73.91	09:52:08.925
33 -	1:19.611	(1) 74.18	74.18	09:53:28.536
34 -	1:24.823	5.212	69.62	09:54:53.359
35 -	1:20.550	0.939	73.31	09:56:13.909
36 -	1:20.847	1.236	73.04	09:57:34.756

P4 11 11Tenths Racing				
LAP	LAP TIME	DIFF	MPH	TIME OF DAY
1 -	1:27.927	8.263	67.16	09:02:18.493
2 -	1:25.740	6.076	68.87	09:03:44.233
3 -	1:22.850	3.186	71.28	09:05:07.083
4 -	1:21.725	2.061	72.26	09:06:28.808
5 -	1:24.020	4.356	70.28	09:07:52.828
6 -	1:30.586	P 10.922	65.19	09:09:23.414
7 -	3:50.559	2:30.895	25.61	09:13:13.973

2024 MSV Trackdays Enduro KA Series

QUALIFYING - RACE 13 - LAP ANALYSIS

DIFF = Difference To Personal Best Lap

8 -	2:31.121	1:11.457	39.07	09:15:45.094
9 -	1:24.246	4.582	70.10	09:17:09.340
10 -	1:25.079	5.415	69.41	09:18:34.419
11 -	1:32.802	P 13.138	63.63	09:20:07.221
12 -	3:42.685	2:23.021	26.52	09:23:49.906
13 -	1:21.582	1.918	72.38	09:25:11.488
14 -	1:21.040	1.376	72.87	09:26:32.528
15 -	1:20.730	1.066	73.15	09:27:53.258
16 -	1:20.134	(3) 0.470	73.69	09:29:13.392
17 -	1:24.133	P 4.469	70.19	09:30:37.525
18 -	3:05.237	1:45.573	31.88	09:33:42.762
19 -	1:26.510	6.846	68.26	09:35:09.272
20 -	1:20.456	0.792	73.40	09:36:29.728
21 -	1:21.925	2.261	72.08	09:37:51.653
22 -	1:21.188	1.524	72.74	09:39:12.841
23 -	1:22.171	2.507	71.87	09:40:35.012
24 -	1:21.223	P 1.559	72.70	09:41:56.235
25 -	2:56.467	1:36.803	33.46	09:44:52.702
26 -	1:23.741	4.077	70.52	09:46:16.443
27 -	1:38.030	P 18.366	60.24	09:47:54.473
28 -	2:53.207	1:33.543	34.09	09:50:47.680
29 -	1:20.168	0.504	73.66	09:52:07.848
30 -	1:20.115	(2) 0.451	73.71	09:53:27.963
31 -	1:19.664	(1)	74.13	09:54:47.627
32 -	1:22.384	2.720	71.68	09:56:10.011
33 -	1:20.148	0.484	73.68	09:57:30.159
34 -	1:43.322	23.658	57.15	09:59:13.481
35 -	1:21.195	1.531	72.73	10:00:34.676

P5 114 KM Racing

LAP	LAP TIME	DIFF	MPH	TIME OF DAY
1 -	1:33.814	14.108	62.95	09:02:55.480
2 -	1:24.587	4.881	69.81	09:04:20.067
3 -	1:24.519	4.813	69.87	09:05:44.586
4 -	1:23.893	4.187	70.39	09:07:08.479
5 -	1:21.849	2.143	72.15	09:08:30.328
6 -	1:22.340	2.634	71.72	09:09:52.668
7 -	1:21.405	1.699	72.54	09:11:14.073
8 -	1:21.430	1.724	72.52	09:12:35.503
9 -	1:21.421	1.715	72.53	09:13:56.924
10 -	1:25.276	5.570	69.25	09:15:22.200
11 -	1:21.379	1.673	72.56	09:16:43.579
12 -	1:20.846	1.140	73.04	09:18:04.425
13 -	1:21.132	1.426	72.79	09:19:25.557
14 -	1:25.665	5.959	68.93	09:20:51.222
15 -	1:21.364	1.658	72.58	09:22:12.586
16 -	1:20.886	1.180	73.01	09:23:33.472
17 -	1:20.878	1.172	73.01	09:24:54.350
18 -	1:20.829	1.123	73.06	09:26:15.179
19 -	1:20.634	0.928	73.24	09:27:35.813
20 -	1:22.820	3.114	71.30	09:28:58.633
21 -	1:20.654	0.948	73.22	09:30:19.287
22 -	4:43.094	3:23.388	20.86	09:35:02.381
23 -	1:20.605	0.899	73.26	09:36:22.986
24 -	1:20.218	0.512	73.62	09:37:43.204
25 -	1:19.906	0.200	73.90	09:39:03.110
26 -	1:19.940	0.234	73.87	09:40:23.050
27 -	1:22.058	2.352	71.96	09:41:45.108
28 -	1:19.852	(2) 0.146	73.95	09:43:04.960
29 -	1:20.816	1.110	73.07	09:44:25.776
30 -	1:22.185	2.479	71.85	09:45:47.961
31 -	1:20.062	0.356	73.76	09:47:08.023
32 -	1:22.539	2.833	71.55	09:48:30.562
33 -	1:20.752	1.046	73.13	09:49:51.314
34 -	1:20.126	0.420	73.70	09:51:11.440

DIFF = Difference To Personal Best Lap

35 -	1:20.590	0.884	73.28	09:52:32.030
36 -	1:23.872	4.166	70.41	09:53:55.902
37 -	1:19.706	(1)	74.09	09:55:15.608
38 -	1:22.629	2.923	71.47	09:56:38.237
39 -	1:21.008	1.302	72.90	09:57:59.245
40 -	1:23.279	3.573	70.91	09:59:22.524
41 -	1:19.884	(3) 0.178	73.92	10:00:42.408

P6 96 Poorsche Karrera Motorsport

LAP	LAP TIME	DIFF	MPH	TIME OF DAY
1 -	1:23.475	3.765	70.74	09:02:11.757
2 -	1:21.494	1.784	72.46	09:03:33.251
3 -	1:21.815	D 2.105	72.18	09:04:55.066
4 -	1:20.963	1.253	72.94	09:06:16.029
5 -	1:21.468	1.758	72.49	09:07:37.497
6 -	1:21.462	1.752	72.49	09:08:58.959
7 -	1:20.727	D 1.017	73.15	09:10:19.686
8 -	1:22.162	2.452	71.87	09:11:41.848
9 -	1:22.401	D 2.691	71.66	09:13:04.249
10 -	1:34.595	P 14.885	62.43	09:14:38.844
11 -	3:32.206	2:12.496	27.82	09:18:11.050
12 -	1:22.281	D 2.571	71.77	09:19:33.331
13 -	1:22.253	2.543	71.79	09:20:55.584
14 -	1:21.890	2.180	72.11	09:22:17.474
15 -	1:20.827	1.117	73.06	09:23:38.301
16 -	1:19.710	(1)	74.08	09:24:58.011
17 -	1:20.466	0.756	73.39	09:26:18.477
18 -	1:20.220	0.510	73.61	09:27:38.697
19 -	1:20.878	1.168	73.01	09:28:59.575
20 -	1:19.838	(2) 0.128	73.97	09:30:19.413
21 -	1:34.982	P 15.272	62.17	09:31:54.395
22 -	3:04.621	1:44.911	31.98	09:34:59.016
23 -	1:20.907	1.197	72.99	09:36:19.923
24 -	1:21.306	1.596	72.63	09:37:41.229
25 -	1:20.316	0.606	73.53	09:39:01.545
26 -	1:20.049	(3) 0.339	73.77	09:40:21.594
27 -	1:22.526	2.816	71.56	09:41:44.120
28 -	1:20.333	0.623	73.51	09:43:04.453
29 -	1:20.120	0.410	73.71	09:44:24.573
30 -	1:20.594	0.884	73.27	09:45:45.167
31 -	1:20.700	0.990	73.18	09:47:05.867
32 -	1:22.920	3.210	71.22	09:48:28.787
33 -	1:33.391	P 13.681	63.23	09:50:02.178

P7 12 PRO-AM RACING

LAP	LAP TIME	DIFF	MPH	TIME OF DAY
1 -	1:24.339	4.536	70.02	09:02:15.245
2 -	1:21.414	1.611	72.53	09:03:36.659
3 -	1:20.312	0.509	73.53	09:04:56.971
4 -	1:20.107	0.304	73.72	09:06:17.078
5 -	1:20.533	0.730	73.33	09:07:37.611
6 -	1:22.086	2.283	71.94	09:08:59.697
7 -	1:24.045	4.242	70.26	09:10:23.742
8 -	1:32.070	12.267	64.14	09:11:55.812
9 -	1:24.930	5.127	69.53	09:13:20.742
10 -	1:22.958	P 3.155	71.18	09:14:43.700
11 -	3:30.772	2:10.969	28.01	09:18:14.472
12 -	1:21.047	1.244	72.86	09:19:35.519
13 -	1:20.568	0.765	73.30	09:20:56.087
14 -	1:21.046	1.243	72.86	09:22:17.133
15 -	1:20.443	0.640	73.41	09:23:37.576
16 -	1:20.088	0.285	73.73	09:24:57.664
17 -	1:21.406	1.603	72.54	09:26:19.070
18 -	1:20.205	0.402	73.63	09:27:39.275

2024 MSV Trackdays Enduro KA Series

QUALIFYING - RACE 13 - LAP ANALYSIS

DIFF = Difference To Personal Best Lap

19 -	1:22.476	2.673	71.60	09:29:01.751
20 -	1:20.067 (2)	0.264	73.75	09:30:21.818
21 -	1:20.230	0.427	73.60	09:31:42.048
22 -	1:23.005	3.202	71.14	09:33:05.053
23 -	1:21.222 P	1.419	72.71	09:34:26.275
24 -	2:34.374	1:14.571	38.25	09:37:00.649
25 -	1:24.248	4.445	70.09	09:38:24.897
26 -	1:20.080 (3)	0.277	73.74	09:39:44.977
27 -	4:20.129 D	0.326	73.70	09:41:05.106
28 -	4:19.824 D	0.018	73.98	09:42:24.927
29 -	1:19.803 (1)		74.00	09:43:44.730
30 -	1:22.228	2.425	71.82	09:45:06.958
31 -	1:50.898	31.095	53.25	09:46:57.856
32 -	1:31.369	11.566	64.63	09:48:29.225
33 -	1:24.224	4.421	70.11	09:49:53.449
34 -	1:26.221	6.418	68.49	09:51:19.670
35 -	1:28.136 P	8.333	67.00	09:52:47.806

P8 112 Ka Tastrophy

LAP	LAP TIME	DIFF	MPH	TIME OF DAY
1 -	1:29.773	9.871	65.78	09:03:06.230
2 -	1:26.481	6.579	68.28	09:04:32.711
3 -	1:25.756	5.854	68.86	09:05:58.467
4 -	1:21.976	2.074	72.04	09:07:20.443
5 -	1:25.687	5.785	68.92	09:08:46.130
6 -	1:24.433	4.531	69.94	09:10:10.563
7 -	1:22.054	2.152	71.97	09:11:32.617
8 -	1:51.764	31.862	52.84	09:13:24.381
9 -	1:24.436	4.534	69.94	09:14:48.817
10 -	1:22.729	2.827	71.38	09:16:11.546
11 -	1:22.597	2.695	71.49	09:17:34.143
12 -	1:21.903	2.001	72.10	09:18:56.046
13 -	1:21.090	1.188	72.82	09:20:17.136
14 -	1:21.762	1.860	72.22	09:21:38.898
15 -	1:21.439	1.537	72.51	09:23:00.337
16 -	1:22.108	2.206	71.92	09:24:22.445
17 -	1:21.745	1.843	72.24	09:25:44.190
18 -	1:36.862 P	16.960	60.96	09:27:21.052
19 -	4:07.616	2:47.714	23.85	09:31:28.669
20 -	1:20.936	1.034	72.96	09:32:49.605
21 -	1:25.389	5.487	69.16	09:34:14.994
22 -	1:21.609	1.707	72.36	09:35:36.603
23 -	1:21.354	1.452	72.59	09:36:57.957
24 -	1:20.462	0.560	73.39	09:38:18.419
25 -	1:21.698	1.796	72.28	09:39:40.117
26 -	1:23.498	3.596	70.72	09:41:03.615
27 -	1:19.902 (1)		73.91	09:42:23.517
28 -	4:21.933 D	2.031	72.07	09:43:45.450
29 -	1:22.581	2.679	71.51	09:45:08.031
30 -	1:20.498	0.596	73.36	09:46:28.529
31 -	1:20.247 (2)	0.345	73.59	09:47:48.776
32 -	1:20.522	0.620	73.34	09:49:09.298
33 -	1:20.275 (3)	0.373	73.56	09:50:29.573
34 -	1:20.303	0.401	73.54	09:51:49.876
35 -	1:20.290	0.388	73.55	09:53:10.166
36 -	1:23.880	3.978	70.40	09:54:34.046
37 -	1:20.700	0.798	73.18	09:55:54.746
38 -	1:21.425	1.523	72.52	09:57:16.171
39 -	4:21.628 D	1.726	72.34	09:58:37.799
40 -	1:20.370	0.468	73.48	09:59:58.169
41 -	1:30.883 P	10.981	64.98	10:01:29.052

DIFF = Difference To Personal Best Lap

P9 3 Windgat Racing				
LAP	LAP TIME	DIFF	MPH	TIME OF DAY
1 -	2:39.190	1:19.222	37.09	09:04:17.311
2 -	1:27.561	7.593	67.44	09:05:44.872
3 -	1:24.108	4.140	70.21	09:07:08.980
4 -	1:22.632	2.664	71.46	09:08:31.612
5 -	1:22.434	2.466	71.64	09:09:54.046
6 -	1:29.690 P	9.722	65.84	09:11:23.736
7 -	3:37.432	2:17.464	27.16	09:15:01.168
8 -	1:23.598	3.630	70.64	09:16:24.766
9 -	1:21.704	1.736	72.28	09:17:46.470
10 -	1:20.719	0.751	73.16	09:19:07.189
11 -	1:20.636	0.668	73.23	09:20:27.825
12 -	1:31.513 P	11.545	64.53	09:21:59.338
13 -	30:34.462	29:14.494	3.21	09:52:33.800
14 -	1:20.869	0.901	73.02	09:53:54.669
15 -	1:20.646	0.678	73.22	09:55:15.315
16 -	1:20.752	0.784	73.13	09:56:36.067
17 -	1:19.993 (2)	0.025	73.82	09:57:56.060
18 -	1:19.968 (1)		73.85	09:59:16.028
19 -	1:20.241 (3)	0.273	73.59	10:00:36.269

P10 95 Graves Motorsport

LAP	LAP TIME	DIFF	MPH	TIME OF DAY
1 -	2:53.728	1:33.731	33.99	09:04:21.840
2 -	1:24.601	4.604	69.80	09:05:46.441
3 -	1:23.598	3.601	70.64	09:07:10.039
4 -	1:23.866	3.869	70.41	09:08:33.905
5 -	1:23.182	3.185	70.99	09:09:57.087
6 -	1:23.062	3.065	71.09	09:11:20.149
7 -	1:24.383	4.386	69.98	09:12:44.532
8 -	1:23.128	3.131	71.04	09:14:07.660
9 -	1:26.398	6.401	68.35	09:15:34.058
10 -	1:22.807	2.810	71.31	09:16:56.865
11 -	1:22.134	2.137	71.90	09:18:18.999
12 -	1:22.217	2.220	71.83	09:19:41.216
13 -	2:53.545	1:33.548	34.02	09:22:34.761
14 -	6:11.869	4:51.872	15.88	09:28:46.630
15 -	1:26.917	6.920	67.94	09:30:13.547
16 -	4:26.465 D	6.468	68.30	09:31:40.012
17 -	1:27.135	7.138	67.77	09:33:07.147
18 -	1:26.446	6.449	68.31	09:34:33.593
19 -	1:25.752	5.755	68.86	09:35:59.345
20 -	1:25.320	5.323	69.21	09:37:24.665
21 -	1:24.296	4.299	70.05	09:38:48.961
22 -	1:25.240	5.243	69.28	09:40:14.201
23 -	1:23.950	3.953	70.34	09:41:38.151
24 -	1:23.736	3.739	70.52	09:43:01.887
25 -	1:23.496	3.499	70.72	09:44:25.383
26 -	1:23.439	3.442	70.77	09:45:48.822
27 -	2:07.353 P	47.356	46.37	09:47:56.175
28 -	3:02.610	1:42.613	32.34	09:50:58.786
29 -	4:20.403 D	0.106	73.72	09:52:18.889
30 -	1:19.997 (1)		73.82	09:53:38.886
31 -	1:20.000 (2)	0.003	73.82	09:54:58.886
32 -	1:20.265	0.268	73.57	09:56:19.151
33 -	1:20.302	0.305	73.54	09:57:39.453
34 -	1:20.248 (3)	0.251	73.59	09:58:59.701
35 -	1:28.812 P	8.815	66.49	10:00:28.513

P11 65 Autotech Motorsport 2

LAP	LAP TIME	DIFF	MPH	TIME OF DAY
1 -	1:26.468	6.446	68.29	09:02:54.436

2024 MSV Trackdays Enduro KA Series

QUALIFYING - RACE 13 - LAP ANALYSIS

DIFF = Difference To Personal Best Lap

2 -	1:22.550	2.528	71.54	09:04:16.986
3 -	1:21.389	1.367	72.56	09:05:38.375
4 -	1:22.069	2.047	71.95	09:07:00.444
5 -	1:22.692	2.670	71.41	09:08:23.136
6 -	1:21.253	1.231	72.68	09:09:44.389
7 -	1:21.927	1.905	72.08	09:11:06.316
8 -	1:21.611	1.589	72.36	09:12:27.927
9 -	1:21.472	1.450	72.48	09:13:49.399
10 -	1:22.709	2.687	71.40	09:15:12.108
11 -	1:21.377	1.355	72.57	09:16:33.485
12 -	1:21.591	1.569	72.38	09:17:55.076
13 -	1:20.877	0.855	73.02	09:19:15.953
14 -	1:32.823 P	12.801	63.62	09:20:48.776
15 -	2:28.062	1:08.040	39.88	09:23:16.839
16 -	1:21.411	1.389	72.54	09:24:38.250
17 -	1:22.759	2.737	71.35	09:26:01.009
18 -	1:22.150	2.128	71.88	09:27:23.159
19 -	1:21.483	1.461	72.47	09:28:44.642
20 -	1:21.502	1.480	72.46	09:30:06.144
21 -	1:20.575	0.553	73.29	09:31:26.719
22 -	1:21.268	1.246	72.66	09:32:47.987
23 -	4:22.034 D	2.012	71.99	09:34:10.021
24 -	4:57.188	3:37.166	19.87	09:39:07.209
25 -	1:20.577	0.555	73.29	09:40:27.786
26 -	1:20.628	0.606	73.24	09:41:48.414
27 -	1:20.782	0.760	73.10	09:43:09.196
28 -	1:23.126	3.104	71.04	09:44:32.322
29 -	1:20.176 (2)	0.154	73.65	09:45:52.498
30 -	1:20.022 (1)		73.80	09:47:12.520
31 -	1:20.574	0.552	73.29	09:48:33.094
32 -	1:21.488	1.466	72.47	09:49:54.582
33 -	1:27.180	7.158	67.74	09:51:21.762
34 -	1:20.710	0.688	73.17	09:52:42.472
35 -	1:20.457 (3)	0.435	73.40	09:54:02.929
36 -	1:23.465	3.443	70.75	09:55:26.394
37 -	1:20.941	0.919	72.96	09:56:47.335
38 -	1:20.505	0.483	73.35	09:58:07.840
39 -	1:24.700	4.678	69.72	09:59:32.540
40 -	1:20.733	0.711	73.15	10:00:53.273

P12 555 Sukaru Racing

LAP	LAP TIME	DIFF	MPH	TIME OF DAY
1 -	1:24.793	4.734	69.64	09:02:16.513
2 -	4:22.920 D	2.861	71.22	09:03:39.433
3 -	1:21.635	1.576	72.34	09:05:01.068
4 -	1:21.188	1.129	72.74	09:06:22.256
5 -	1:21.071	1.012	72.84	09:07:43.327
6 -	1:21.106	1.047	72.81	09:09:04.433
7 -	1:20.904	0.845	72.99	09:10:25.337
8 -	1:20.920	0.861	72.98	09:11:46.257
9 -	1:23.007	2.948	71.14	09:13:09.264
10 -	1:21.168	1.109	72.75	09:14:30.432
11 -	1:22.956	2.897	71.19	09:15:53.388
12 -	1:27.171 P	7.112	67.74	09:17:20.559
13 -	2:41.714	1:21.655	36.51	09:20:02.273
14 -	1:25.142	5.083	69.36	09:21:27.415
15 -	1:27.325	7.266	67.62	09:22:54.740
16 -	1:22.052	1.993	71.97	09:24:16.792
17 -	1:20.416	0.357	73.43	09:25:37.208
18 -	1:22.428	2.369	71.64	09:26:59.636
19 -	1:20.345	0.286	73.50	09:28:19.981
20 -	1:21.122	1.063	72.79	09:29:41.103
21 -	1:20.621	0.562	73.25	09:31:01.724
22 -	1:20.628	0.569	73.24	09:32:22.352
23 -	1:21.052	0.993	72.86	09:33:43.404

DIFF = Difference To Personal Best Lap

24 -	1:23.986 P	3.927	70.31	09:35:07.390
25 -	3:38.531	2:18.472	27.02	09:38:45.921
26 -	1:20.908	0.849	72.99	09:40:06.829
27 -	1:20.337	0.278	73.51	09:41:27.166
28 -	1:20.436	0.377	73.42	09:42:47.602
29 -	1:20.059 (1)		73.76	09:44:07.661
30 -	1:22.729	2.670	71.38	09:45:30.390
31 -	1:20.229	0.170	73.61	09:46:50.619
32 -	1:20.120 (2)	0.061	73.71	09:48:10.739
33 -	1:20.307	0.248	73.53	09:49:31.046
34 -	1:23.616	3.557	70.62	09:50:54.662
35 -	1:21.238	1.179	72.69	09:52:15.900
36 -	1:20.166 (3)	0.107	73.66	09:53:36.066
37 -	4:29.249 D	9.190	66.17	09:55:05.315

P13 8 PRO-AM Racing

LAP	LAP TIME	DIFF	MPH	TIME OF DAY
1 -	1:28.801	8.717	66.50	09:02:39.695
2 -	1:23.260	3.176	70.93	09:04:02.955
3 -	1:26.603	6.519	68.19	09:05:29.558
4 -	4:22.126 D	2.042	71.90	09:06:51.684
5 -	1:21.362	1.278	72.58	09:08:13.046
6 -	1:21.528	1.444	72.43	09:09:34.574
7 -	1:21.736	1.652	72.25	09:10:56.310
8 -	4:23.684 D	3.600	70.57	09:12:19.994
9 -	1:21.952	1.868	72.06	09:13:41.946
10 -	4:24.116 D	1.032	72.80	09:15:03.062
11 -	4:47.704	3:27.620	20.52	09:19:50.766
12 -	1:21.659	1.575	72.32	09:21:12.425
13 -	1:21.203	1.119	72.72	09:22:33.628
14 -	1:21.158	1.074	72.76	09:23:54.786
15 -	1:27.133	7.049	67.77	09:25:21.919
16 -	1:26.276	6.192	68.45	09:26:48.195
17 -	1:22.977	2.893	71.17	09:28:11.172
18 -	1:21.614	1.530	72.36	09:29:32.786
19 -	1:20.847 (3)	0.763	73.04	09:30:53.633
20 -	1:21.460	1.376	72.49	09:32:15.093
21 -	1:31.088 P	11.004	64.83	09:33:46.181
22 -	2:27.014	1:06.930	40.17	09:36:13.196
23 -	1:22.603	2.519	71.49	09:37:35.799
24 -	1:21.379	1.295	72.56	09:38:57.178
25 -	1:20.998	0.914	72.91	09:40:18.176
26 -	1:20.671 (2)	0.587	73.20	09:41:38.847
27 -	1:21.244	1.160	72.69	09:43:00.091
28 -	1:20.863	0.779	73.03	09:44:20.954
29 -	1:20.906	0.822	72.99	09:45:41.860
30 -	1:25.147	5.063	69.35	09:47:07.007
31 -	1:20.930	0.846	72.97	09:48:27.937
32 -	1:26.076	5.992	68.60	09:49:54.013
33 -	1:26.631	6.547	68.17	09:51:20.644
34 -	1:20.084 (1)		73.74	09:52:40.728
35 -	1:23.598	3.514	70.64	09:54:04.326
36 -	1:27.501 P	7.417	67.49	09:55:31.827

P14 22 AFK Racing

LAP	LAP TIME	DIFF	MPH	TIME OF DAY
1 -	1:31.507	11.291	64.53	09:02:35.393
2 -	1:26.210	5.994	68.50	09:04:01.603
3 -	1:29.099	8.883	66.28	09:05:30.702
4 -	1:25.042	4.826	69.44	09:06:55.744
5 -	1:24.471	4.255	69.91	09:08:20.215
6 -	1:24.385	4.169	69.98	09:09:44.600
7 -	1:23.450	3.234	70.76	09:11:08.050
8 -	1:30.226 P	10.010	65.45	09:12:38.276

2024 MSV Trackdays Enduro KA Series

QUALIFYING - RACE 13 - LAP ANALYSIS

DIFF = Difference To Personal Best Lap

9 -	3:18.273	1:58.057	29.78	09:15:56.549
10 -	1:22.355	2.139	71.70	09:17:18.904
11 -	1:21.807	1.591	72.19	09:18:40.711
12 -	1:23.408	3.192	70.80	09:20:04.119
13 -	1:27.470	7.254	67.51	09:21:31.589
14 -	1:25.893	5.677	68.75	09:22:57.482
15 -	1:21.705	1.489	72.28	09:24:19.187
16 -	1:28.342	P 8.126	66.85	09:25:47.529
17 -	2:56.796	1:36.580	33.40	09:28:44.325
18 -	1:22.334	2.118	71.72	09:30:06.659
19 -	1:21.001	0.785	72.90	09:31:27.660
20 -	1:20.997	0.781	72.91	09:32:48.657
21 -	1:21.718	1.502	72.26	09:34:10.375
22 -	1:21.266	1.050	72.67	09:35:31.641
23 -	1:22.089	1.873	71.94	09:36:53.730
24 -	1:21.552	1.336	72.41	09:38:15.282
25 -	1:21.614	1.398	72.36	09:39:36.896
26 -	1:20.754	0.538	73.13	09:40:57.650
27 -	1:26.137	P 5.921	68.56	09:42:23.787
28 -	2:59.930	1:39.714	32.82	09:45:23.717
29 -	1:21.167	0.951	72.75	09:46:44.884
30 -	1:22.141	1.925	71.89	09:48:07.025
31 -	1:21.739	1.523	72.25	09:49:28.764
32 -	1:29.546	9.330	65.95	09:50:58.310
33 -	1:20.830	0.614	73.06	09:52:19.140
34 -	1:20.216	(1)	73.62	09:53:39.356
35 -	1:20.490	(2) 0.274	73.37	09:54:59.846
36 -	1:20.637	(3) 0.421	73.23	09:56:20.483
37 -	1:20.654	0.438	73.22	09:57:41.137
38 -	1:20.767	0.551	73.11	09:59:01.904
39 -	1:20.640	0.424	73.23	10:00:22.544

P15 125 3 Amigos

LAP	LAP TIME	DIFF	MPH	TIME OF DAY
1 -	1:32.474	12.228	63.86	09:03:00.888
2 -	1:22.853	2.607	71.27	09:04:23.741
3 -	1:21.018	0.772	72.89	09:05:44.759
4 -	1:21.719	1.473	72.26	09:07:06.478
5 -	1:20.874	0.628	73.02	09:08:27.352
6 -	1:20.460	(3) 0.214	73.39	09:09:47.812
7 -	1:20.830	0.584	73.06	09:11:08.642
8 -	1:20.246	(1)	73.59	09:12:28.888
9 -	1:20.407	(2) 0.161	73.44	09:13:49.295
10 -	1:27.739	P 7.493	67.30	09:15:17.034
11 -	3:16.260	1:56.014	30.09	09:18:33.294
12 -	4:24.606	D 1.360	72.36	09:19:54.900
13 -	1:21.048	0.802	72.86	09:21:15.948
14 -	1:20.684	0.438	73.19	09:22:36.632
15 -	1:21.159	0.913	72.76	09:23:57.791
16 -	1:20.755	0.509	73.13	09:25:18.546
17 -	1:21.384	1.138	72.56	09:26:39.930
18 -	1:20.812	0.566	73.07	09:28:00.742
19 -	1:21.059	0.813	72.85	09:29:21.801
20 -	1:20.979	0.733	72.92	09:30:42.780
21 -	1:21.108	0.862	72.81	09:32:03.888
22 -	1:20.836	0.590	73.05	09:33:24.724
23 -	1:20.695	0.449	73.18	09:34:45.419
24 -	1:29.154	P 8.908	66.24	09:36:14.573
25 -	4:25.635	3:05.389	22.23	09:40:40.208
26 -	1:22.698	2.452	71.41	09:42:02.906
27 -	1:21.296	1.050	72.64	09:43:24.202
28 -	1:21.244	0.998	72.69	09:44:45.446
29 -	1:21.308	1.062	72.63	09:46:06.754
30 -	1:22.205	1.959	71.84	09:47:28.959
31 -	1:21.722	1.476	72.26	09:48:50.681

DIFF = Difference To Personal Best Lap

32 -	1:25.892	P 5.646	68.75	09:50:16.573
33 -	3:08.529	1:48.283	31.32	09:53:25.102
34 -	1:20.925	0.679	72.97	09:54:46.027
35 -	1:20.781	0.535	73.10	09:56:06.808
36 -	1:20.616	0.370	73.25	09:57:27.424
37 -	1:20.573	0.327	73.29	09:58:47.997
38 -	4:20.367	D 0.121	73.48	10:00:08.364

P16 21 KnF Racing

LAP	LAP TIME	DIFF	MPH	TIME OF DAY
1 -	1:26.146	5.891	68.55	09:02:38.861
2 -	1:22.693	2.438	71.41	09:04:01.554
3 -	1:21.952	1.697	72.06	09:05:23.506
4 -	1:23.002	2.747	71.15	09:06:46.508
5 -	1:21.009	0.754	72.90	09:08:07.517
6 -	1:21.849	1.594	72.15	09:09:29.366
7 -	1:20.870	0.615	73.02	09:10:50.236
8 -	1:23.848	3.593	70.43	09:12:14.084
9 -	1:20.792	0.537	73.09	09:13:34.876
10 -	1:21.645	1.390	72.33	09:14:56.521
11 -	1:22.407	2.152	71.66	09:16:18.928
12 -	1:20.796	0.541	73.09	09:17:39.724
13 -	1:32.236	P 11.981	64.02	09:19:11.960
14 -	3:24.276	2:04.021	28.91	09:22:36.236
15 -	1:22.746	2.491	71.37	09:23:58.982
16 -	1:21.134	0.879	72.78	09:25:20.116
17 -	1:27.003	6.748	67.87	09:26:47.119
18 -	1:21.187	0.932	72.74	09:28:08.306
19 -	1:23.166	2.911	71.01	09:29:31.472
20 -	1:20.899	0.644	73.00	09:30:52.371
21 -	1:22.142	1.887	71.89	09:32:14.513
22 -	1:21.485	1.230	72.47	09:33:35.998
23 -	1:21.496	1.241	72.46	09:34:57.494
24 -	1:25.286	P 5.031	69.24	09:36:22.780
25 -	3:40.023	2:19.768	26.84	09:40:02.803
26 -	1:23.134	2.879	71.03	09:41:25.937
27 -	1:20.893	0.638	73.00	09:42:46.830
28 -	1:21.712	1.457	72.27	09:44:08.542
29 -	1:20.814	0.559	73.07	09:45:29.356
30 -	1:20.948	0.693	72.95	09:46:50.304
31 -	1:22.109	1.854	71.92	09:48:12.413
32 -	1:20.331	(2) 0.076	73.51	09:49:32.744
33 -	1:28.053	7.798	67.06	09:51:00.797
34 -	1:22.844	2.589	71.28	09:52:23.641
35 -	1:20.787	0.532	73.10	09:53:44.428
36 -	1:20.525	(3) 0.270	73.33	09:55:04.953
37 -	1:20.255	(1)	73.58	09:56:25.208
38 -	1:21.324	1.069	72.61	09:57:46.532
39 -	1:21.563	1.308	72.40	09:59:08.095
40 -	1:21.105	0.850	72.81	10:00:29.200

P17 49 LDR Performance Tuning

LAP	LAP TIME	DIFF	MPH	TIME OF DAY
1 -	1:29.266	8.905	66.15	09:02:32.260
2 -	1:23.861	3.500	70.42	09:03:56.121
3 -	1:23.738	3.377	70.52	09:05:19.859
4 -	1:24.554	4.193	69.84	09:06:44.413
5 -	1:24.456	4.095	69.92	09:08:08.869
6 -	1:22.446	2.085	71.63	09:09:31.315
7 -	1:22.842	2.481	71.28	09:10:54.157
8 -	1:25.394	5.033	69.15	09:12:19.551
9 -	4:23.662	D 3.301	70.58	09:13:43.213
10 -	1:22.408	2.047	71.66	09:15:05.621
11 -	1:23.793	3.432	70.47	09:16:29.414

2024 MSV Trackdays Enduro KA Series

QUALIFYING - RACE 13 - LAP ANALYSIS

DIFF = Difference To Personal Best Lap

12 -	1:23.816	3.455	70.45	09:17:53.230
13 -	1:28.705	P 8.344	66.57	09:19:21.935
14 -	3:02.328	1:41.967	32.39	09:22:24.263
15 -	1:26.237	5.876	68.48	09:23:50.500
16 -	1:24.677	4.316	69.74	09:25:15.177
17 -	1:25.151	4.790	69.35	09:26:40.328
18 -	1:24.367	4.006	69.99	09:28:04.695
19 -	1:23.530	3.169	70.70	09:29:28.225
20 -	1:23.182	2.821	70.99	09:30:51.407
21 -	1:24.120	3.759	70.20	09:32:15.527
22 -	1:26.785	6.424	68.04	09:33:42.312
23 -	1:24.049	3.688	70.26	09:35:06.361
24 -	1:22.677	2.316	71.43	09:36:29.038
25 -	1:23.116	2.755	71.05	09:37:52.154
26 -	1:22.662	2.301	71.44	09:39:14.816
27 -	1:21.743	1.382	72.24	09:40:36.559
28 -	1:38.118	P 17.757	60.18	09:42:14.677
29 -	3:04.365	1:44.004	32.03	09:45:19.042
30 -	1:22.159	1.798	71.88	09:46:41.201
31 -	1:21.825	1.464	72.17	09:48:03.026
32 -	1:21.173	0.812	72.75	09:49:24.199
33 -	1:21.008	0.647	72.90	09:50:45.207
34 -	1:20.951	0.590	72.95	09:52:06.158
35 -	1:20.937	0.576	72.96	09:53:27.095
36 -	1:20.361	(1)	73.48	09:54:47.456
37 -	1:21.649	1.288	72.32	09:56:09.105
38 -	1:20.911	(3) 0.550	72.98	09:57:30.016
39 -	1:22.821	2.460	71.30	09:58:52.837
40 -	1:20.664	(2) 0.303	73.21	10:00:13.501

P18 888 Boston Racing

LAP	LAP TIME	DIFF	MPH	TIME OF DAY
1 -	1:25.765	5.399	68.85	09:02:18.482
2 -	1:23.177	2.811	71.00	09:03:41.659
3 -	1:22.613	2.247	71.48	09:05:04.272
4 -	1:21.938	1.572	72.07	09:06:26.210
5 -	1:21.797	1.431	72.19	09:07:48.007
6 -	1:21.748	1.382	72.24	09:09:09.755
7 -	1:21.229	0.863	72.70	09:10:30.984
8 -	1:21.086	0.720	72.83	09:11:52.070
9 -	1:28.879	P 8.513	66.44	09:13:20.949
10 -	4:15.242	2:54.876	23.13	09:17:36.191
11 -	1:23.362	2.996	70.84	09:18:59.553
12 -	1:21.826	1.460	72.17	09:20:21.379
13 -	1:46.586	P 26.220	55.40	09:22:07.965
14 -	2:47.185	1:26.819	35.32	09:24:55.150
15 -	1:25.245	4.879	69.27	09:26:20.395
16 -	1:23.354	2.988	70.85	09:27:43.749
17 -	1:24.096	3.730	70.22	09:29:07.845
18 -	1:22.802	2.436	71.32	09:30:30.647
19 -	1:22.443	2.077	71.63	09:31:53.090
20 -	1:22.385	2.019	71.68	09:33:15.475
21 -	1:22.144	1.778	71.89	09:34:37.619
22 -	1:27.037	6.671	67.85	09:36:04.656
23 -	1:23.264	2.898	70.92	09:37:27.920
24 -	1:28.144	P 7.778	67.00	09:38:56.064
25 -	2:57.430	1:37.064	33.28	09:41:53.494
26 -	1:22.909	2.543	71.23	09:43:16.403
27 -	1:22.454	2.088	71.62	09:44:38.857
28 -	1:21.819	1.453	72.17	09:46:00.676
29 -	1:21.947	1.581	72.06	09:47:22.623
30 -	1:21.313	0.947	72.62	09:48:43.936
31 -	1:20.876	0.510	73.02	09:50:04.812
32 -	1:20.871	0.505	73.02	09:51:25.683
33 -	1:20.545	(2) 0.179	73.32	09:52:46.228

DIFF = Difference To Personal Best Lap

34 -	1:20.969	0.603	72.93	09:54:07.197
35 -	1:22.472	2.106	71.60	09:55:29.669
36 -	1:20.740	0.374	73.14	09:56:50.409
37 -	1:20.366	(1)	73.48	09:58:10.775
38 -	1:20.998	0.632	72.91	09:59:31.773
39 -	1:20.708	(3) 0.342	73.17	10:00:52.481

P19 333 KaHoona's Race Team

LAP	LAP TIME	DIFF	MPH	TIME OF DAY
1 -	1:27.490	7.077	67.50	09:03:04.286
2 -	1:24.103	3.690	70.21	09:04:28.389
3 -	1:24.875	4.462	69.58	09:05:53.264
4 -	1:25.758	5.345	68.86	09:07:19.022
5 -	1:26.493	6.080	68.27	09:08:45.515
6 -	1:23.877	3.464	70.40	09:10:09.392
7 -	1:23.124	2.711	71.04	09:11:32.516
8 -	1:27.759	7.346	67.29	09:13:00.275
9 -	1:23.073	2.660	71.09	09:14:23.348
10 -	4:36.996	3:16.583	21.32	09:19:00.344
11 -	1:21.403	0.990	72.54	09:20:21.747
12 -	1:22.270	1.857	71.78	09:21:44.017
13 -	1:22.381	1.968	71.68	09:23:06.398
14 -	1:22.579	2.166	71.51	09:24:28.977
15 -	1:21.805	1.392	72.19	09:25:50.782
16 -	1:22.158	1.745	71.88	09:27:12.940
17 -	1:21.992	1.579	72.02	09:28:34.932
18 -	1:21.994	1.581	72.02	09:29:56.926
19 -	1:21.590	1.177	72.38	09:31:18.516
20 -	1:22.928	2.515	71.21	09:32:41.444
21 -	1:21.422	1.009	72.53	09:34:02.866
22 -	1:21.418	1.005	72.53	09:35:24.284
23 -	1:35.565	P 15.152	61.79	09:36:59.849
24 -	4:13.001	2:52.588	23.34	09:41:12.851
25 -	1:22.089	1.676	71.94	09:42:34.940
26 -	1:21.246	0.833	72.68	09:43:56.186
27 -	1:21.632	1.219	72.34	09:45:17.818
28 -	1:21.071	0.658	72.84	09:46:38.889
29 -	1:20.891	0.478	73.00	09:47:59.780
30 -	1:21.965	1.552	72.05	09:49:21.745
31 -	1:21.203	0.790	72.72	09:50:42.948
32 -	1:21.309	0.896	72.63	09:52:04.257
33 -	1:25.827	5.414	68.80	09:53:30.084
34 -	1:20.413	(1)	73.44	09:54:50.497
35 -	1:20.687	0.274	73.19	09:56:11.184
36 -	1:20.650	(3) 0.237	73.22	09:57:31.834
37 -	1:20.514	(2) 0.101	73.34	09:58:52.348
38 -	1:22.566	2.153	71.52	10:00:14.914

P20 7 G&B Finch Racing

LAP	LAP TIME	DIFF	MPH	TIME OF DAY
1 -	1:33.878	13.420	62.90	09:03:14.687
2 -	1:26.671	6.213	68.13	09:04:41.358
3 -	1:25.422	4.964	69.13	09:06:06.780
4 -	1:24.801	4.343	69.64	09:07:31.581
5 -	1:24.178	3.720	70.15	09:08:55.759
6 -	1:23.533	3.075	70.69	09:10:19.292
7 -	1:23.954	3.496	70.34	09:11:43.246
8 -	6:56.890	5:36.432	14.16	09:18:40.136
9 -	1:26.579	6.121	68.21	09:20:06.715
10 -	1:24.146	3.688	70.18	09:21:30.861
11 -	1:23.090	2.632	71.07	09:22:53.951
12 -	1:22.998	2.540	71.15	09:24:16.949
13 -	1:24.311	3.853	70.04	09:25:41.260
14 -	1:24.659	4.201	69.75	09:27:05.919

2024 MSV Trackdays Enduro KA Series

QUALIFYING - RACE 13 - LAP ANALYSIS

DIFF = Difference To Personal Best Lap

15 -	1:22.816	2.358	71.31	09:28:28.735
16 -	1:22.634	2.176	71.46	09:29:51.369
17 -	1:21.715	1.257	72.27	09:31:13.084
18 -	4:24.434	3:03.976	22.33	09:35:37.518
19 -	1:21.203	0.745	72.72	09:36:58.721
20 -	1:20.458 (1)		73.40	09:38:19.179
21 -	1:21.806	1.348	72.19	09:39:40.985
22 -	1:21.188	0.730	72.74	09:41:02.173
23 -	1:20.893 (2)	0.435	73.00	09:42:23.066
24 -	4:20.900 D	0.442	72.99	09:43:43.966
25 -	1:21.070 (3)	0.612	72.84	09:45:05.036
26 -	1:21.311	0.853	72.63	09:46:26.347
27 -	4:24.749 D	1.291	72.24	09:47:48.096
28 -	1:33.642	13.184	63.06	09:49:21.738
29 -	1:58.786 P	38.328	49.71	09:51:20.524

DIFF = Difference To Personal Best Lap

6 -	1:25.319	4.559	69.21	09:10:01.894
7 -	1:24.856	4.096	69.59	09:11:26.750
8 -	1:24.907	4.147	69.55	09:12:51.657
9 -	1:24.366	3.606	70.00	09:14:16.023
10 -	1:26.146	5.386	68.55	09:15:42.169
11 -	1:38.692 P	17.932	59.83	09:17:20.861
12 -	3:18.299	1:57.539	29.78	09:20:39.161
13 -	1:21.622	0.862	72.35	09:22:00.783
14 -	1:21.235	0.475	72.69	09:23:22.018
15 -	1:21.152	0.392	72.77	09:24:43.170
16 -	1:20.948 (2)	0.188	72.95	09:26:04.118
17 -	4:22.840 D	2.050	71.31	09:27:26.928
18 -	1:20.760 (1)		73.12	09:28:47.688
19 -	1:22.021	1.261	72.00	09:30:09.709
20 -	4:24.438 D	0.378	72.78	09:31:30.847
21 -	1:21.141 (3)	0.381	72.78	09:32:51.988
22 -	1:21.688	0.928	72.29	09:34:13.676
23 -	1:21.686	0.926	72.29	09:35:35.362
24 -	4:49.791	3:29.031	20.37	09:40:25.153
25 -	1:22.147	1.387	71.89	09:41:47.300
26 -	1:22.069	1.309	71.95	09:43:09.369
27 -	1:21.976	1.216	72.04	09:44:31.345
28 -	1:21.901	1.141	72.10	09:45:53.246

P21 55 KAsh Strapped Racing

LAP	LAP TIME	DIFF	MPH	TIME OF DAY
1 -	1:22.992	2.337	71.15	09:03:33.888
2 -	1:22.121	1.466	71.91	09:04:56.009
3 -	1:21.518	0.863	72.44	09:06:17.527
4 -	1:21.282	0.627	72.65	09:07:38.809
5 -	1:21.847	1.192	72.15	09:09:00.656
6 -	1:21.253	0.598	72.68	09:10:21.909
7 -	4:10.844	2:50.189	23.54	09:14:32.753
8 -	1:22.269	1.614	71.78	09:15:55.022
9 -	1:21.228	0.573	72.70	09:17:16.250
10 -	1:21.637	0.982	72.34	09:18:37.887
11 -	1:22.378	1.723	71.68	09:20:00.265
12 -	1:23.611	2.956	70.63	09:21:23.876
13 -	1:21.672	1.017	72.30	09:22:45.548
14 -	1:21.364	0.709	72.58	09:24:06.912
15 -	1:22.648	1.993	71.45	09:25:29.560
16 -	5:49.659	4:29.004	16.88	09:31:19.219
17 -	1:21.869	1.214	72.13	09:32:41.088
18 -	1:22.437	1.782	71.63	09:34:03.525
19 -	1:21.806	1.151	72.19	09:35:25.331
20 -	1:21.359	0.704	72.58	09:36:46.690
21 -	1:23.305	2.650	70.89	09:38:09.995
22 -	1:21.602	0.947	72.37	09:39:31.597
23 -	1:21.841	1.186	72.16	09:40:53.438
24 -	1:21.251	0.596	72.68	09:42:14.689
25 -	1:20.970 (2)	0.315	72.93	09:43:35.659
26 -	1:21.794	1.139	72.20	09:44:57.453
27 -	1:21.822	1.167	72.17	09:46:19.275
28 -	1:21.738	1.083	72.25	09:47:41.013
29 -	1:23.557	2.902	70.67	09:49:04.570
30 -	1:20.655 (1)		73.22	09:50:25.225
31 -	1:22.879	2.224	71.25	09:51:48.104
32 -	1:21.501	0.846	72.46	09:53:09.605
33 -	1:21.474	0.819	72.48	09:54:31.079
34 -	1:21.892	1.237	72.11	09:55:52.971
35 -	1:21.182 (3)	0.527	72.74	09:57:14.153
36 -	1:22.754	2.099	71.36	09:58:36.907
37 -	1:21.320	0.665	72.62	09:59:58.227
38 -	1:25.260	4.605	69.26	10:01:23.487

P23 6 NJM Racing ltd

LAP	LAP TIME	DIFF	MPH	TIME OF DAY
1 -	1:33.892	13.071	62.89	09:02:54.578
2 -	1:29.952	9.131	65.65	09:04:24.530
3 -	1:27.205	6.384	67.72	09:05:51.735
4 -	1:26.934	6.113	67.93	09:07:18.669
5 -	1:27.245	6.424	67.69	09:08:45.914
6 -	1:25.547	4.726	69.03	09:10:11.461
7 -	1:23.981	3.160	70.32	09:11:35.442
8 -	1:26.402	5.581	68.35	09:13:01.844
9 -	1:24.009	3.188	70.29	09:14:25.853
10 -	1:25.515	4.694	69.06	09:15:51.368
11 -	1:23.088	2.267	71.07	09:17:14.456
12 -	4:24.064 D	3.243	70.25	09:18:38.520
13 -	1:45.068 P	24.247	56.20	09:20:23.588
14 -	4:05.141	2:44.320	24.09	09:24:28.730
15 -	1:23.146	2.325	71.02	09:25:51.876
16 -	1:23.819	2.998	70.45	09:27:15.695
17 -	1:22.497	1.676	71.58	09:28:38.192
18 -	1:22.154	1.333	71.88	09:30:00.346
19 -	1:21.891	1.070	72.11	09:31:22.237
20 -	1:21.389	0.568	72.56	09:32:43.626
21 -	1:22.070	1.249	71.95	09:34:05.696
22 -	1:22.327	1.506	71.73	09:35:28.023
23 -	1:21.967	1.146	72.04	09:36:49.990
24 -	1:21.930	1.109	72.08	09:38:11.920
25 -	1:21.215	0.394	72.71	09:39:33.135
26 -	1:21.282	0.461	72.65	09:40:54.417
27 -	1:22.251	1.430	71.80	09:42:16.668
28 -	1:21.477	0.656	72.48	09:43:38.145
29 -	1:21.471	0.650	72.48	09:44:59.616
30 -	1:21.257	0.436	72.67	09:46:20.873
31 -	1:21.770	0.949	72.22	09:47:42.643
32 -	4:24.058 D	0.237	72.85	09:49:03.701
33 -	1:21.692	0.871	72.29	09:50:25.393
34 -	1:21.409	0.588	72.54	09:51:46.802
35 -	4:22.044 D	1.190	72.01	09:53:08.813
36 -	1:25.804	4.983	68.82	09:54:34.617
37 -	1:20.821 (1)		73.07	09:55:55.438
38 -	1:21.593	0.772	72.37	09:57:17.031
39 -	1:21.063 (2)	0.242	72.85	09:58:38.094

P22 747 LARR Motorsport

LAP	LAP TIME	DIFF	MPH	TIME OF DAY
1 -	1:31.910	11.150	64.25	09:02:49.584
2 -	1:28.015	7.255	67.09	09:04:17.599
3 -	1:25.948	5.188	68.71	09:05:43.547
4 -	1:26.961	6.201	67.91	09:07:10.508
5 -	1:26.067	5.307	68.61	09:08:36.575

2024 MSV Trackdays Enduro KA Series

QUALIFYING - RACE 13 - LAP ANALYSIS

DIFF = Difference To Personal Best Lap

40 -	1:21.139 (3)	0.318	72.78	09:59:59.233
41 -	1:22.620	1.799	71.47	10:01:21.853

P24 126 GloriKa				
LAP	LAP TIME	DIFF	MPH	TIME OF DAY
1 -	1:25.969	5.007	68.69	09:13:00.760
2 -	1:22.813	1.851	71.31	09:14:23.573
3 -	1:34.134 P	13.172	62.73	09:15:57.707
4 -	2:56.151	1:35.189	33.52	09:18:53.859
5 -	1:21.485	0.523	72.47	09:20:15.344
6 -	1:21.491	0.529	72.47	09:21:36.835
7 -	1:21.406	0.444	72.54	09:22:58.241
8 -	1:21.365	0.403	72.58	09:24:19.606
9 -	1:22.332	1.370	71.72	09:25:41.938
10 -	1:23.687	2.725	70.56	09:27:05.625
11 -	1:21.198	0.236	72.73	09:28:26.823
12 -	1:21.621	0.659	72.35	09:29:48.444
13 -	1:21.065 (3)	0.103	72.85	09:31:09.509
14 -	1:21.366	0.404	72.58	09:32:30.875
15 -	1:29.402 P	8.440	66.05	09:34:00.277
16 -	4:14.779	2:53.817	23.17	09:38:15.057
17 -	1:22.852	1.890	71.27	09:39:37.909
18 -	4:21.216 D	0.254	72.71	09:40:59.125
19 -	1:21.199	0.237	72.73	09:42:20.324
20 -	4:21.255 D	0.293	72.68	09:43:41.579
21 -	1:21.080	0.118	72.83	09:45:02.659
22 -	1:21.264	0.302	72.67	09:46:23.923
23 -	1:20.962 (1)		72.94	09:47:44.885
24 -	1:21.137	0.175	72.78	09:49:06.022
25 -	1:21.239	0.277	72.69	09:50:27.261
26 -	1:21.401	0.439	72.55	09:51:48.662
27 -	4:21.224 D	0.262	72.70	09:53:09.886
28 -	1:22.507	1.545	71.57	09:54:32.393
29 -	1:21.088	0.126	72.83	09:55:53.481
30 -	1:21.007 (2)	0.045	72.90	09:57:14.488
31 -	1:21.446	0.484	72.51	09:58:35.934
32 -	1:22.771	1.809	71.34	09:59:58.705
33 -	1:22.257	1.295	71.79	10:01:20.962

P25 1 Burton Power Racing				
LAP	LAP TIME	DIFF	MPH	TIME OF DAY
1 -	1:26.937	5.942	67.93	09:02:47.589
2 -	1:25.168	4.173	69.34	09:04:12.757
3 -	1:23.112	2.117	71.05	09:05:35.869
4 -	1:22.514	1.519	71.57	09:06:58.383
5 -	1:23.113	2.118	71.05	09:08:21.496
6 -	1:22.021	1.026	72.00	09:09:43.517
7 -	1:22.412	1.417	71.66	09:11:05.929
8 -	1:23.219	2.224	70.96	09:12:29.148
9 -	1:22.387	1.392	71.68	09:13:51.535
10 -	1:27.807 P	6.812	67.25	09:15:19.342
11 -	3:16.212	1:55.217	30.09	09:18:35.554
12 -	1:25.134	4.139	69.36	09:20:00.688
13 -	1:23.975	2.980	70.32	09:21:24.663
14 -	1:23.402	2.407	70.80	09:22:48.065
15 -	1:23.120	2.125	71.04	09:24:11.185
16 -	1:22.498	1.503	71.58	09:25:33.683
17 -	1:35.218 P	14.223	62.02	09:27:08.901
18 -	5:33.598	4:12.603	17.70	09:32:42.499
19 -	1:21.200	0.205	72.72	09:34:03.699
20 -	1:20.999 (2)	0.004	72.91	09:35:24.698
21 -	1:21.471	0.476	72.48	09:36:46.169
22 -	1:23.252	2.257	70.93	09:38:09.421
23 -	1:21.606	0.611	72.36	09:39:31.027

DIFF = Difference To Personal Best Lap

24 -	1:21.195	0.200	72.73	09:40:52.222
25 -	1:21.745	0.750	72.24	09:42:13.967
26 -	1:21.832	0.837	72.16	09:43:35.799
27 -	1:21.946	0.951	72.06	09:44:57.745
28 -	1:20.995 (1)		72.91	09:46:18.740
29 -	1:21.824	0.829	72.17	09:47:40.564
30 -	1:22.085	1.090	71.94	09:49:02.649
31 -	1:27.074 P	6.079	67.82	09:50:29.723
32 -	3:41.422	2:20.427	26.67	09:54:11.145
33 -	1:21.732	0.737	72.25	09:55:32.877
34 -	4:22.283 D	1.288	71.77	09:56:55.160
35 -	1:21.115	0.120	72.80	09:58:16.275
36 -	1:21.347	0.352	72.59	09:59:37.622
37 -	1:21.114 (3)	0.119	72.80	10:00:58.736

P26 67 Original Chequers Racing				
LAP	LAP TIME	DIFF	MPH	TIME OF DAY
1 -	1:28.781	7.672	66.51	09:02:35.603
2 -	1:24.737	3.628	69.69	09:04:00.340
3 -	1:22.981	1.872	71.16	09:05:23.321
4 -	1:24.598	3.489	69.80	09:06:47.919
5 -	1:23.148	2.039	71.02	09:08:11.067
6 -	1:23.183	2.074	70.99	09:09:34.250
7 -	1:22.721	1.612	71.39	09:10:56.971
8 -	1:23.435	2.326	70.78	09:12:20.406
9 -	1:30.507 P	9.398	65.25	09:13:50.913
10 -	3:10.781	1:49.672	30.95	09:17:01.694
11 -	1:22.983	1.874	71.16	09:18:24.677
12 -	1:23.262	2.153	70.92	09:19:47.939
13 -	1:22.735	1.626	71.38	09:21:10.674
14 -	1:22.523	1.414	71.56	09:22:33.197
15 -	1:22.017	0.908	72.00	09:23:55.214
16 -	1:24.267	3.158	70.08	09:25:19.481
17 -	1:33.162 P	12.053	63.39	09:26:52.643
18 -	4:30.921	3:09.812	21.79	09:31:23.564
19 -	1:23.120	2.011	71.04	09:32:46.684
20 -	4:22.330 D	1.221	71.73	09:34:09.014
21 -	1:22.320	1.211	71.74	09:35:31.334
22 -	1:23.246	2.137	70.94	09:36:54.580
23 -	1:22.681	1.572	71.42	09:38:17.261
24 -	1:22.657	1.548	71.44	09:39:39.918
25 -	1:30.989 P	9.880	64.90	09:41:10.907
26 -	5:31.301	4:10.192	17.82	09:46:42.208
27 -	1:21.695	0.586	72.28	09:48:03.903
28 -	1:21.650	0.541	72.32	09:49:25.553
29 -	1:24.007	2.898	70.29	09:50:49.560
30 -	1:21.462 (2)	0.353	72.49	09:52:11.022
31 -	1:21.649	0.540	72.32	09:53:32.671
32 -	4:21.452 D	0.343	72.50	09:54:54.123
33 -	1:21.109 (1)		72.81	09:56:15.232
34 -	1:21.537 (3)	0.428	72.42	09:57:36.769
35 -	1:21.742	0.633	72.24	09:58:58.511
36 -	1:22.092	0.983	71.93	10:00:20.603

P27 275 Team Lifeline				
LAP	LAP TIME	DIFF	MPH	TIME OF DAY
1 -	1:24.335	3.141	70.02	09:02:18.657
2 -	1:28.372 P	7.178	66.82	09:03:47.029
3 -	2:56.834	1:35.640	33.39	09:06:43.863
4 -	1:22.241	1.047	71.80	09:08:06.104
5 -	4:21.928 D	0.734	72.08	09:09:28.032
6 -	1:21.843 (3)	0.649	72.15	09:10:49.875
7 -	1:21.856	0.662	72.14	09:12:11.731
8 -	1:26.636 P	5.442	68.16	09:13:38.367

2024 MSV Trackdays Enduro KA Series

QUALIFYING - RACE 13 - LAP ANALYSIS

DIFF = Difference To Personal Best Lap

9 -	3:30.412	2:09.218	28.06	09:17:08.779
10 -	1:24.449	3.255	69.93	09:18:33.228
11 -	1:24.633	3.439	69.77	09:19:57.861
12 -	1:22.916	1.722	71.22	09:21:20.777
13 -	1:23.051	1.857	71.10	09:22:43.828
14 -	1:22.903	1.709	71.23	09:24:06.731
15 -	1:23.055	1.861	71.10	09:25:29.786
16 -	1:24.686	3.492	69.73	09:26:54.472
17 -	1:22.445	1.251	71.63	09:28:16.917
18 -	1:30.962	P 9.768	64.92	09:29:47.879
19 -	3:01.737	1:40.543	32.49	09:32:49.616
20 -	1:23.823	2.629	70.45	09:34:13.439
21 -	1:22.721	1.527	71.39	09:35:36.160
22 -	1:21.834	(2) 0.640	72.16	09:36:57.994
23 -	1:22.628	1.434	71.47	09:38:20.622
24 -	1:22.544	D 1.350	71.54	09:39:43.166
25 -	1:22.171	0.977	71.87	09:41:05.337
26 -	1:21.194	(1) 72.73	72.73	09:42:26.531
27 -	1:25.485	P 4.291	69.08	09:43:52.016
28 -	2:39.288	1:18.094	37.07	09:46:31.304
29 -	1:27.776	6.582	67.28	09:47:59.080
30 -	1:27.351	6.157	67.60	09:49:26.431
31 -	1:27.267	6.073	67.67	09:50:53.698
32 -	1:27.293	6.099	67.65	09:52:20.991
33 -	1:27.948	6.754	67.14	09:53:48.939
34 -	1:26.362	5.168	68.38	09:55:15.301
35 -	1:25.794	4.600	68.83	09:56:41.095
36 -	1:26.409	5.215	68.34	09:58:07.504
37 -	1:25.481	4.287	69.08	09:59:32.985
38 -	1:24.148	2.954	70.18	10:00:57.133

P28 121 Ka Lamaty

LAP	LAP TIME	DIFF	MPH	TIME OF DAY
1 -	1:24.450	3.220	69.93	09:13:36.158
2 -	1:23.239	2.009	70.94	09:14:59.397
3 -	1:31.690	P 10.460	64.40	09:16:31.087
4 -	3:45.487	2:24.257	26.19	09:20:16.574
5 -	1:21.367	(2) 0.137	72.58	09:21:37.941
6 -	1:20.938	D 72.96	72.96	09:22:58.879
7 -	1:21.230	(1) 72.70	72.70	09:24:20.109
8 -	1:33.097	P 11.867	63.43	09:25:53.206
9 -	3:23.291	2:02.061	29.05	09:29:16.498
10 -	1:22.115	0.885	71.91	09:30:38.613
11 -	5:12.227	3:50.997	18.91	09:35:50.840
12 -	1:23.770	2.540	70.49	09:37:14.610
13 -	1:22.775	1.545	71.34	09:38:37.385
14 -	1:23.137	1.907	71.03	09:40:00.522
15 -	1:23.114	1.884	71.05	09:41:23.636
16 -	1:22.432	1.202	71.64	09:42:46.068
17 -	1:23.231	2.001	70.95	09:44:09.299
18 -	1:22.880	D 1.650	71.25	09:45:32.179
19 -	1:33.222	P 11.992	63.35	09:47:05.401
20 -	2:54.050	1:32.820	33.93	09:49:59.452
21 -	1:26.168	4.938	68.53	09:51:25.620
22 -	1:23.108	1.878	71.06	09:52:48.728
23 -	1:23.196	1.966	70.98	09:54:11.924
24 -	1:22.398	1.168	71.67	09:55:34.322
25 -	1:22.228	0.998	71.82	09:56:56.550
26 -	1:21.823	(3) 0.593	72.17	09:58:18.373
27 -	1:22.632	1.402	71.46	09:59:41.005
28 -	1:22.622	1.392	71.47	10:01:03.627

DIFF = Difference To Personal Best Lap

P29 74 Orkasport				
LAP	LAP TIME	DIFF	MPH	TIME OF DAY
1 -	1:38.111	16.441	60.19	09:03:02.202
2 -	1:23.353	1.683	70.85	09:04:25.555
3 -	1:30.969	9.299	64.91	09:05:56.524
4 -	1:23.451	1.781	70.76	09:07:19.975
5 -	1:33.005	11.335	63.49	09:08:52.980
6 -	1:23.032	1.362	71.12	09:10:16.012
7 -	1:25.666	3.996	68.93	09:11:41.678
8 -	1:34.109	P 12.439	62.75	09:13:15.787
9 -	3:36.490	2:14.820	27.27	09:16:52.277
10 -	1:25.379	3.709	69.17	09:18:17.656
11 -	1:24.886	3.216	69.57	09:19:42.542
12 -	1:24.018	2.348	70.29	09:21:06.560
13 -	1:23.167	1.497	71.00	09:22:29.727
14 -	1:22.701	1.031	71.40	09:23:52.428
15 -	1:25.095	3.425	69.40	09:25:17.523
16 -	1:25.018	3.348	69.46	09:26:42.541
17 -	1:24.934	3.264	69.53	09:28:07.475
18 -	1:29.616	P 7.946	65.89	09:29:37.091
19 -	2:51.968	1:30.298	34.34	09:32:29.059
20 -	1:26.751	5.081	68.07	09:33:55.810
21 -	1:24.434	2.764	69.94	09:35:20.244
22 -	1:24.513	2.843	69.87	09:36:44.757
23 -	1:23.543	1.873	70.69	09:38:08.300
24 -	1:22.468	0.798	71.61	09:39:30.768
25 -	1:23.241	1.571	70.94	09:40:54.009
26 -	1:22.975	1.305	71.17	09:42:16.984
27 -	1:22.803	1.133	71.32	09:43:39.787
28 -	1:28.327	P 6.657	66.86	09:45:08.114
29 -	5:42.919	4:21.249	17.22	09:50:51.033
30 -	1:23.633	1.963	70.61	09:52:14.666
31 -	1:23.041	1.371	71.11	09:53:37.707
32 -	1:21.670	(1) 72.31	72.31	09:54:59.377
33 -	1:21.791	(2) 0.121	72.20	09:56:21.168
34 -	1:22.103	(3) 0.433	71.92	09:57:43.271
35 -	1:24.083	2.413	70.23	09:59:07.354
36 -	1:22.898	1.228	71.24	10:00:30.252

P30 60 Tango & Crash

LAP	LAP TIME	DIFF	MPH	TIME OF DAY
1 -	1:27.975	6.108	67.12	09:02:32.805
2 -	1:24.035	2.168	70.27	09:03:56.840
3 -	1:23.601	1.734	70.64	09:05:20.441
4 -	1:23.189	1.322	70.99	09:06:43.630
5 -	1:23.339	1.472	70.86	09:08:06.969
6 -	1:23.452	1.585	70.76	09:09:30.421
7 -	1:22.979	1.112	71.17	09:10:53.400
8 -	1:24.902	3.035	69.55	09:12:18.302
9 -	1:29.840	P 7.973	65.73	09:13:48.142
10 -	3:02.376	1:40.509	32.38	09:16:50.518
11 -	1:23.397	1.530	70.81	09:18:13.915
12 -	1:22.887	(3) 1.020	71.24	09:19:36.802
13 -	1:23.529	1.662	70.70	09:21:00.331
14 -	1:23.665	1.798	70.58	09:22:23.996
15 -	1:22.968	1.101	71.18	09:23:46.964
16 -	1:23.553	1.686	70.68	09:25:10.517
17 -	1:22.935	1.068	71.20	09:26:33.452
18 -	1:22.511	(2) 0.644	71.57	09:27:55.963
19 -	1:21.867	(1) 72.13	72.13	09:29:17.830
20 -	1:26.520	P 4.653	68.25	09:30:44.350
21 -	3:16.626	1:54.759	30.03	09:34:00.976
22 -	1:25.475	3.608	69.09	09:35:26.451
23 -	1:23.591	1.724	70.64	09:36:50.042

2024 MSV Trackdays Enduro KA Series

QUALIFYING - RACE 13 - LAP ANALYSIS

DIFF = Difference To Personal Best Lap

24 -	1:27.500	5.633	67.49	09:38:17.542
25 -	1:25.658	3.791	68.94	09:39:43.200
26 -	1:23.959	2.092	70.33	09:41:07.159
27 -	1:23.861	1.994	70.42	09:42:31.020
28 -	1:24.802	2.935	69.64	09:43:55.822
29 -	1:24.280	2.413	70.07	09:45:20.102
30 -	1:24.359	2.492	70.00	09:46:44.461
31 -	1:24.111	2.244	70.21	09:48:08.572
32 -	1:23.813	1.946	70.46	09:49:32.385
33 -	1:24.294	2.427	70.06	09:50:56.679
34 -	1:23.839	1.972	70.44	09:52:20.518
35 -	1:23.725	1.858	70.53	09:53:44.243
36 -	1:23.793	1.926	70.47	09:55:08.036
37 -	1:24.484	2.617	69.90	09:56:32.520
38 -	1:24.426	2.559	69.95	09:57:56.946
39 -	1:24.460	2.593	69.92	09:59:21.406
40 -	1:23.453	1.586	70.76	10:00:44.859

P31 14 Usher Motorsport

LAP	LAP TIME	DIFF	MPH	TIME OF DAY
1 -	1:35.549	13.625	61.80	09:07:08.249
2 -	1:37.682	15.758	60.45	09:08:45.931
3 -	1:33.431	11.507	63.20	09:10:19.362
4 -	1:31.352	9.428	64.64	09:11:50.714
5 -	1:32.642	10.718	63.74	09:13:23.356
6 -	1:32.684	10.760	63.71	09:14:56.040
7 -	1:33.145	11.221	63.40	09:16:29.185
8 -	1:30.454	8.530	65.28	09:17:59.639
9 -	1:31.474	9.550	64.56	09:19:31.113
10 -	1:48.380	P 26.456	54.49	09:21:19.493
11 -	3:54.034	2:32.110	25.23	09:25:13.528
12 -	1:28.433	6.509	66.78	09:26:41.961
13 -	1:27.354	5.430	67.60	09:28:09.315
14 -	1:24.786	2.862	69.65	09:29:34.101
15 -	1:24.098	2.174	70.22	09:30:58.199
16 -	1:24.602	2.678	69.80	09:32:22.801
17 -	1:22.355	0.431	71.70	09:33:45.156
18 -	1:23.180	1.256	70.99	09:35:08.336
19 -	1:36.350	P 14.426	61.29	09:36:44.686
20 -	3:42.289	2:20.365	26.56	09:40:26.976
21 -	1:23.990	2.066	70.31	09:41:50.966
22 -	7:36.188	6:14.264	12.94	09:49:27.154
23 -	1:26.614	4.690	68.18	09:50:53.768
24 -	1:23.429	1.505	70.78	09:52:17.197
25 -	1:22.873	0.949	71.26	09:53:40.070
26 -	1:22.714	0.790	71.39	09:55:02.784
27 -	1:23.239	1.315	70.94	09:56:26.023
28 -	1:22.127	(2) 0.203	71.90	09:57:48.150
29 -	1:21.924	(1) 0.245	72.08	09:59:10.074
30 -	1:22.169	(3) 0.245	71.87	10:00:32.243

P32 44 Graves Motorsport

LAP	LAP TIME	DIFF	MPH	TIME OF DAY
1 -	1:36.755	14.674	61.03	09:02:50.951
2 -	1:37.895	15.814	60.32	09:04:28.846
3 -	1:33.252	11.171	63.33	09:06:02.098
4 -	1:31.671	9.590	64.42	09:07:33.769
5 -	1:30.983	8.902	64.90	09:09:04.752
6 -	1:28.364	6.283	66.83	09:10:33.116
7 -	1:49.507	27.426	53.92	09:12:22.623
8 -	1:29.793	7.712	65.76	09:13:52.416
9 -	1:35.976	P 13.895	61.53	09:15:28.392
10 -	7:26.235	6:04.154	13.23	09:22:54.627
11 -	1:35.472	13.391	61.85	09:24:30.099

DIFF = Difference To Personal Best Lap

12 -	1:33.427	11.346	63.21	09:26:03.526
13 -	1:34.534	12.453	62.47	09:27:38.060
14 -	1:31.907	9.826	64.25	09:29:09.967
15 -	1:30.636	8.555	65.15	09:30:40.603
16 -	1:30.434	8.353	65.30	09:32:11.037
17 -	1:31.347	9.266	64.65	09:33:42.384
18 -	1:32.775	10.694	63.65	09:35:15.159
19 -	1:30.274	8.193	65.41	09:36:45.433
20 -	1:39.514	P 17.433	59.34	09:38:24.947
21 -	3:52.626	2:30.545	25.38	09:42:17.573
22 -	1:23.921	1.840	70.37	09:43:41.494
23 -	1:24.291	2.210	70.06	09:45:05.785
24 -	1:22.765	0.684	71.35	09:46:28.550
25 -	1:22.680	0.599	71.42	09:47:51.230
26 -	1:22.931	0.850	71.21	09:49:14.161
27 -	1:23.056	0.975	71.10	09:50:37.217
28 -	1:23.144	1.063	71.02	09:52:00.361
29 -	1:23.098	1.017	71.06	09:53:23.459
30 -	1:23.005	0.924	71.14	09:54:46.464
31 -	4:23.496	D 1.415	70.72	09:56:09.960
32 -	1:22.551	(3) 0.470	71.53	09:57:32.511
33 -	1:22.161	(2) 0.080	71.87	09:58:54.672
34 -	1:22.081	(1) 0.000	71.94	10:00:16.753

P33 64 Autotech Motorsport

LAP	LAP TIME	DIFF	MPH	TIME OF DAY
1 -	1:27.855	5.645	67.22	09:03:05.224
2 -	1:24.479	2.269	69.90	09:04:29.703
3 -	1:29.566	7.356	65.93	09:05:59.269
4 -	1:22.630	(3) 0.420	71.47	09:07:21.899
5 -	1:25.259	3.049	69.26	09:08:47.158
6 -	1:26.225	4.015	68.49	09:10:13.383
7 -	1:25.777	3.567	68.84	09:11:39.160
8 -	1:24.410	2.200	69.96	09:13:03.570
9 -	1:22.930	0.720	71.21	09:14:26.500
10 -	1:31.843	P 9.633	64.30	09:15:58.343
11 -	4:01.364	2:39.154	24.46	09:19:59.707
12 -	1:27.348	5.138	67.61	09:21:27.055
13 -	1:27.169	4.959	67.74	09:22:54.224
14 -	1:24.466	2.256	69.91	09:24:18.690
15 -	1:26.343	4.133	68.39	09:25:45.033
16 -	1:25.544	3.334	69.03	09:27:10.577
17 -	1:24.224	2.014	70.11	09:28:34.801
18 -	1:24.324	2.114	70.03	09:29:59.125
19 -	1:24.124	1.914	70.20	09:31:23.249
20 -	1:24.600	2.390	69.80	09:32:47.849
21 -	1:24.694	2.484	69.72	09:34:12.543
22 -	1:24.009	1.799	70.29	09:35:36.552
23 -	1:23.860	1.650	70.42	09:37:00.412
24 -	1:22.737	0.527	71.37	09:38:23.149
25 -	1:23.786	1.576	70.48	09:39:46.935
26 -	1:29.176	P 6.966	66.22	09:41:16.111
27 -	2:57.908	1:35.698	33.19	09:44:14.019
28 -	1:25.338	3.128	69.20	09:45:39.357
29 -	1:23.945	1.735	70.35	09:47:03.302
30 -	1:24.334	2.124	70.02	09:48:27.636
31 -	1:25.526	3.316	69.05	09:49:53.162
32 -	1:24.802	2.592	69.64	09:51:17.964
33 -	1:24.720	2.510	69.70	09:52:42.684
34 -	1:24.285	2.075	70.06	09:54:06.969
35 -	1:25.679	3.469	68.92	09:55:32.648
36 -	1:24.964	2.754	69.50	09:56:57.612
37 -	1:22.417	(2) 0.207	71.65	09:58:20.029
38 -	1:23.013	0.803	71.14	09:59:43.042
39 -	1:22.210	(1) 0.000	71.83	10:01:05.252

2024 MSV Trackdays Enduro KA Series

QUALIFYING - RACE 13 - LAP ANALYSIS

DIFF = Difference To Personal Best Lap

P34 27 Semprini Racing				
LAP	LAP TIME	DIFF	MPH	TIME OF DAY
1 -	1:32.487	10.181	63.85	09:02:34.474
2 -	1:26.004	3.698	68.66	09:04:00.478
3 -	1:29.444	7.138	66.02	09:05:29.922
4 -	1:26.620	4.314	68.17	09:06:56.542
5 -	2:51.119	1:28.813	34.51	09:09:47.661
6 -	1:24.456	2.150	69.92	09:11:12.117
7 -	1:24.582	2.276	69.82	09:12:36.699
8 -	1:24.183	1.877	70.15	09:14:00.882
9 -	1:27.403	5.097	67.56	09:15:28.285
10 -	5:57.525	4:35.219	16.51	09:21:25.810
11 -	1:23.786	1.480	70.48	09:22:49.596
12 -	1:23.080	0.774	71.08	09:24:12.676
13 -	1:23.276	0.970	70.91	09:25:35.952
14 -	1:24.627	2.321	69.78	09:27:00.579
15 -	1:22.636	0.330	71.46	09:28:23.215
16 -	1:22.612 (3)	0.306	71.48	09:29:45.827
17 -	1:22.936	0.630	71.20	09:31:08.763
18 -	1:22.801	0.495	71.32	09:32:31.564
19 -	1:22.306 (1)		71.75	09:33:53.870
20 -	1:22.807	0.501	71.31	09:35:16.677
21 -	1:23.436	1.130	70.78	09:36:40.113
22 -	1:22.883	0.577	71.25	09:38:02.996
23 -	1:22.914	0.608	71.22	09:39:25.910
24 -	1:22.564 (2)	0.258	71.52	09:40:48.474
25 -	1:32.280 P	9.974	63.99	09:42:20.754
26 -	3:42.328	2:20.022	26.56	09:46:03.082
27 -	2:51.159	1:28.853	34.50	09:48:54.241
28 -	1:23.903	1.597	70.38	09:50:18.144
29 -	1:23.677	1.371	70.57	09:51:41.821
30 -	1:23.843	1.537	70.43	09:53:05.664
31 -	1:24.138	1.832	70.19	09:54:29.802
32 -	1:25.072	2.766	69.41	09:55:54.874
33 -	1:25.734	3.428	68.88	09:57:20.608
34 -	1:23.958	1.652	70.34	09:58:44.566
35 -	3:07.055 P	1:44.749	31.57	10:01:51.621

DIFF = Difference To Personal Best Lap

25 -	1:44.451	19.259	56.54	09:45:40.120
26 -	1:43.886	18.694	56.84	09:47:24.006
27 -	1:55.474 P	30.282	51.14	09:49:19.480
28 -	3:11.359	1:46.167	30.86	09:52:30.839
29 -	1:30.109	4.917	65.53	09:54:00.948
30 -	1:30.622	5.430	65.16	09:55:31.570
31 -	1:30.476	5.284	65.27	09:57:02.046
32 -	1:28.618	3.426	66.64	09:58:30.664
33 -	1:26.991	1.799	67.88	09:59:57.655
34 -	1:29.449	4.257	66.02	10:01:27.104

P35 2 NJM's PDC's				
LAP	LAP TIME	DIFF	MPH	TIME OF DAY
1 -	1:32.551	7.359	63.80	09:02:51.685
2 -	1:33.892	8.700	62.89	09:04:25.577
3 -	1:27.271	2.079	67.67	09:05:52.848
4 -	1:26.904	1.712	67.95	09:07:19.752
5 -	1:26.702	1.510	68.11	09:08:46.454
6 -	1:26.359	1.167	68.38	09:10:12.813
7 -	1:25.192 (1)		69.32	09:11:38.005
8 -	1:33.950 P	8.758	62.85	09:13:11.955
9 -	3:19.731	1:54.539	29.56	09:16:31.686
10 -	1:28.678	3.486	66.59	09:18:00.364
11 -	1:31.263	6.071	64.71	09:19:31.627
12 -	1:28.280	3.088	66.89	09:20:59.907
13 -	1:25.761 (3)	0.569	68.86	09:22:25.668
14 -	1:26.411	1.219	68.34	09:23:52.079
15 -	1:26.019	0.827	68.65	09:25:18.098
16 -	2:05.195	40.003	47.17	09:27:23.293
17 -	1:25.633 (2)	0.441	68.96	09:28:48.926
18 -	1:25.877	0.685	68.76	09:30:14.803
19 -	1:26.271	1.079	68.45	09:31:41.074
20 -	1:26.537	1.345	68.24	09:33:07.611
21 -	1:31.060 P	5.868	64.85	09:34:38.671
22 -	5:38.835	4:13.643	17.42	09:40:17.506
23 -	1:51.028	25.836	53.19	09:42:08.534
24 -	1:47.135	21.943	55.12	09:43:55.669

2024 MSV Trackdays Enduro KA Series

QUALIFYING - RACE 13 - PIT STOP ANALYSIS

STOP	IN TIME	DRIVER IN	STINT TIME	STOP TIME	TOTAL STOP TIME	OUT TIME	DRIVER OUT
1 -	09:06:38.418	Darren STAPLETON	5:34.074	1:21.535	1:21.535	09:07:59.953	Darren STAPLETON
2 -	09:32:12.758	Darren STAPLETON	24:12.805	3:07.738	4:29.273	09:35:20.496	Ian MITCHELL
3 -	09:47:52.882	Ian MITCHELL	12:32.386	2:24.687	6:53.960	09:50:17.569	Ian MITCHELL
-	Finish	Ian MITCHELL	10:55.297				

STOP	IN TIME	DRIVER IN	STINT TIME	STOP TIME	TOTAL STOP TIME	OUT TIME	DRIVER OUT
1 -	09:29:27.002	George WRIGHT	15:55.005	3:55.849	3:55.849	09:33:22.852	Jack WRIGHT
2 -	09:49:39.292	Jack WRIGHT	16:16.440	3:05.636	7:01.485	09:52:44.928	Jack WRIGHT
-	Finish	Jack WRIGHT	8:15.811				

STOP	IN TIME	DRIVER IN	STINT TIME	STOP TIME	TOTAL STOP TIME	OUT TIME	DRIVER OUT
1 -	09:31:01.618	Adrian WOOD	17:28.631	1:47.561	1:47.561	09:32:49.180	Thomas WOOD
2 -	09:46:40.316	Thomas WOOD	13:51.136	1:26.661	3:14.223	09:48:06.978	Nathan BROWN
-	Finish	Nathan BROWN	9:27.778				

STOP	IN TIME	DRIVER IN	STINT TIME	STOP TIME	TOTAL STOP TIME	OUT TIME	DRIVER OUT
1 -	09:09:23.414	Paul PEARCE	8:32.848	2:29.070	2:29.070	09:11:52.484	Paul STOUT
2 -	09:20:07.221	Paul STOUT	8:14.737	2:22.755	4:51.825	09:22:29.976	Gianluca ELIA
3 -	09:30:37.525	Gianluca ELIA	8:07.549	1:40.998	6:32.823	09:32:18.523	Byron CRAWFORD
4 -	09:41:56.235	Byron CRAWFORD	9:37.712	1:33.569	8:06.392	09:43:29.804	Paul STOUT
5 -	09:47:54.473	Paul STOUT	4:24.669	1:35.144	9:41.536	09:49:29.617	Gianluca ELIA
-	Finish	Gianluca ELIA	11:05.059				

STOP	IN TIME	DRIVER IN	STINT TIME	STOP TIME	TOTAL STOP TIME	OUT TIME	DRIVER OUT
1 -	09:14:38.844	Mark CAREY	13:50.562	2:10.958	2:10.958	09:16:49.802	Mark CAREY
2 -	09:31:54.395	Mark CAREY	15:04.593	1:44.474	3:55.432	09:33:38.869	Simon CHILDS
3 -	09:50:02.178	Simon CHILDS					

STOP	IN TIME	DRIVER IN	STINT TIME	STOP TIME	TOTAL STOP TIME	OUT TIME	DRIVER OUT
1 -	09:14:43.700	Richard JEPP	13:52.794	2:10.401	2:10.401	09:16:54.101	Will HILLYARD
2 -	09:34:26.275	Will HILLYARD	17:32.174	1:14.900	3:25.301	09:35:41.175	Scott THOMPSON
3 -	09:52:47.806	Scott THOMPSON					

STOP	IN TIME	DRIVER IN	STINT TIME	STOP TIME	TOTAL STOP TIME	OUT TIME	DRIVER OUT
1 -	09:14:43.700	Richard JEPP	13:52.794	2:10.401	2:10.401	09:16:54.101	Will HILLYARD
2 -	09:34:26.275	Will HILLYARD	17:32.174	1:14.900	3:25.301	09:35:41.175	Scott THOMPSON
3 -	09:52:47.806	Scott THOMPSON					

2024 MSV Trackdays Enduro KA Series

QUALIFYING - RACE 13 - PIT STOP ANALYSIS

1 - 09:27:21.052 Simon BONHAM 25:51.513 2:47.094 2:47.094 09:30:08.147 Robert THOMAS
 2 - 10:01:29.052 Robert THOMAS

P9 3		Windgat Racing		Ford KA			
D1: Leon BIDGWAY	Total Stint: 0 Laps			Best Lap: 1:19.968 On Lap 18 @ 73.85 mph			
D2: Matthew WEYMOUTH	Total Stint: 13 Laps - 17:47.989 (30.18%)			Best Lap: 1:22.434 On Lap 5 @ 71.64 mph			
D3: Mike MARAIS	Total Stint: 6 Laps - 11:57.175 (20.27%)						
STOP	IN TIME	DRIVER IN	STINT TIME	STOP TIME	TOTAL STOP TIME	OUT TIME	DRIVER OUT
1 -	09:01:38.121	Mike MARAIS	0.000	1:13.897	1:13.897	09:02:52.018	Mike MARAIS
2 -	09:11:23.736	Mike MARAIS	8:31.718	2:11.560	3:25.457	09:13:35.296	Matthew WEYMOUTH
3 -	09:21:59.338	Matthew WEYMOUTH	8:24.042	29:12.984	32:38.441	09:51:12.322	Matthew WEYMOUTH
-	Finish	Matthew WEYMOUTH	9:23.947				

P10 95		Graves Motorsport		Ford KA			
D1: Marcus CLUTTON	Total Stint: 8 Laps - 11:27.913 (19.43%)			Best Lap: 1:19.997 On Lap 30 @ 73.82 mph			
D2: Lee TAYLOR	Total Stint: 13 Laps - 24:32.088 (41.58%)			Best Lap: 1:22.134 On Lap 11 @ 71.90 mph			
D3: Ross FAULDS	Total Stint: 14 Laps - 23:00.400 (38.99%)			Best Lap: 1:23.439 On Lap 26 @ 70.77 mph			
STOP	IN TIME	DRIVER IN	STINT TIME	STOP TIME	TOTAL STOP TIME	OUT TIME	DRIVER OUT
1 -	09:47:56.175	Ross FAULDS	25:21.414	1:04.424	1:04.424	09:49:00.600	Marcus CLUTTON
2 -	10:00:28.513	Marcus CLUTTON					

P11 65		Autotech Motorsport 2		Ford KA			
D1: Taylor NORTON	Total Stint: 17 Laps - 23:04.448 (38.83%)			Best Lap: 1:20.022 On Lap 30 @ 73.80 mph			
D2: Reece KELLOW	Total Stint: 14 Laps - 20:29.946 (34.5%)			Best Lap: 1:20.877 On Lap 13 @ 73.02 mph			
D3: Toby OWEN	Total Stint: 9 Laps - 15:50.911 (26.67%)			Best Lap: 1:20.575 On Lap 21 @ 73.29 mph			
STOP	IN TIME	DRIVER IN	STINT TIME	STOP TIME	TOTAL STOP TIME	OUT TIME	DRIVER OUT
1 -	09:20:48.776	Reece KELLOW	19:20.808	1:09.137	1:09.137	09:21:57.914	Toby OWEN
-	Finish	Toby OWEN	26:43.252				

P12 555		Sukaru Racing		Ford KA			
D1: Chris HILSON	Total Stint: 12 Laps - 17:49.679 (32.88%)			Best Lap: 1:20.904 On Lap 7 @ 72.99 mph			
D2: Peter DIGNAN	Total Stint: 13 Laps - 17:39.220 (32.56%)			Best Lap: 1:20.059 On Lap 29 @ 73.76 mph			
D3: Tristan JUDGE	Total Stint: 12 Laps - 18:44.696 (34.57%)			Best Lap: 1:20.345 On Lap 19 @ 73.50 mph			
STOP	IN TIME	DRIVER IN	STINT TIME	STOP TIME	TOTAL STOP TIME	OUT TIME	DRIVER OUT
1 -	09:17:20.559	Chris HILSON	16:28.839	1:20.840	1:20.840	09:18:41.399	Tristan JUDGE
2 -	09:35:07.390	Tristan JUDGE	16:25.991	2:18.705	3:39.545	09:37:26.095	Peter DIGNAN
-	Finish	Peter DIGNAN	17:39.220				

P13 8		PRO-AM Racing					
D1: Darren MIDGLEY	Total Stint: 10 Laps - 17:17.893 (31.83%)			Best Lap: 1:21.362 On Lap 5 @ 72.58 mph			
D2: Oliver FURNELL	Total Stint: 11 Laps - 16:22.197 (30.12%)			Best Lap: 1:20.847 On Lap 19 @ 73.04 mph			
D3: Gordon MUTCH	Total Stint: 15 Laps - 20:40.843 (38.05%)			Best Lap: 1:20.084 On Lap 34 @ 73.74 mph			
STOP	IN TIME	DRIVER IN	STINT TIME	STOP TIME	TOTAL STOP TIME	OUT TIME	DRIVER OUT
1 -	09:33:46.181	Oliver FURNELL	18:43.119	1:04.802	1:04.802	09:34:50.984	Gordon MUTCH
2 -	09:55:31.827	Gordon MUTCH					

P14 22		AFK Racing		Ford KA			
D1: Nik BERG	Total Stint: 11 Laps - 16:40.083 (28.1%)			Best Lap: 1:20.754 On Lap 26 @ 73.13 mph			
D2: Nick CREED	Total Stint: 12 Laps - 16:19.782 (27.53%)			Best Lap: 1:20.216 On Lap 34 @ 73.62 mph			
D3: Tim PARSONS	Total Stint: 8 Laps - 13:29.297 (22.74%)			Best Lap: 1:23.450 On Lap 7 @ 70.76 mph			
D4: Natalie KNOWLES	Total Stint: 8 Laps - 12:49.496 (21.62%)			Best Lap: 1:21.705 On Lap 15 @ 72.28 mph			
STOP	IN TIME	DRIVER IN	STINT TIME	STOP TIME	TOTAL STOP TIME	OUT TIME	DRIVER OUT
1 -	09:12:38.276	Tim PARSONS	11:34.390	1:54.907	1:54.907	09:14:33.183	Natalie KNOWLES
2 -	09:25:47.529	Natalie KNOWLES	11:14.346	1:35.150	3:30.057	09:27:22.679	Nik BERG
3 -	09:42:23.787	Nik BERG	15:01.108	1:38.975	5:09.032	09:44:02.762	Nick CREED
-	Finish	Nick CREED	16:19.782				

P15 125		3 Amigos		Ford KA			
D1: Adam READ	Total Stint: 14 Laps - 19:00.902 (32.41%)			Best Lap: 1:20.573 On Lap 37 @ 73.29 mph			
D2: David DRINKWATER	Total Stint: 10 Laps - 15:40.342 (26.71%)			Best Lap: 1:20.246 On Lap 8 @ 73.59 mph			
D3: Paul HINSON	Total Stint: 14 Laps - 22:08.640 (37.75%)			Best Lap: 1:20.684 On Lap 14 @ 73.19 mph			
STOP	IN TIME	DRIVER IN	STINT TIME	STOP TIME	TOTAL STOP TIME	OUT TIME	DRIVER OUT
1 -	09:15:17.034	David DRINKWATER	13:48.620	1:51.722	1:51.722	09:17:08.756	Paul HINSON
2 -	09:36:14.573	Paul HINSON	19:05.817	3:02.823	4:54.545	09:39:17.396	Adam READ

2024 MSV Trackdays Enduro KA Series

QUALIFYING - RACE 13 - PIT STOP ANALYSIS

3 - 09:50:16.573 Adam READ 10:59.177 1:50.066 6:44.611 09:52:06.639 Adam READ
 - Finish Adam READ 8:01.725

STOP	IN TIME	DRIVER IN	STINT TIME	STOP TIME	TOTAL STOP TIME	OUT TIME	DRIVER OUT
1 -	09:19:11.960	Adam BETTINSON	17:59.245	1:58.964	1:58.964	09:21:10.924	Tony BARSON
2 -	09:36:22.780	Tony BARSON	15:11.856	2:07.715	4:06.679	09:38:30.495	Simon TOPP
-	Finish	Simon TOPP	21:58.705				

STOP	IN TIME	DRIVER IN	STINT TIME	STOP TIME	TOTAL STOP TIME	OUT TIME	DRIVER OUT
1 -	09:19:21.935	David BYWATER	18:18.941	1:35.546	1:35.546	09:20:57.481	Nick RICE
2 -	09:42:14.677	Nick RICE	21:17.196	1:41.752	3:17.298	09:43:56.429	Andy GREAR-HARDY
-	Finish	Andy GREAR-HARDY	16:17.072				

STOP	IN TIME	DRIVER IN	STINT TIME	STOP TIME	TOTAL STOP TIME	OUT TIME	DRIVER OUT
1 -	09:13:20.949	Andrew FELLS	12:28.232	2:48.300	2:48.300	09:16:09.249	Benjamin CURRAN
2 -	09:22:07.965	Benjamin CURRAN	5:58.716	1:25.178	4:13.478	09:23:33.143	Benjamin CURRAN
3 -	09:38:56.064	Benjamin CURRAN	15:22.921	1:33.865	5:47.343	09:40:29.929	Jacob FELLS
-	Finish	Jacob FELLS	20:22.552				

STOP	IN TIME	DRIVER IN	STINT TIME	STOP TIME	TOTAL STOP TIME	OUT TIME	DRIVER OUT
1 -	09:36:59.849	Philip TRUMAN	22:36.501	2:44.283	2:44.283	09:39:44.133	Kosta KYRITIS
-	Finish	Kosta KYRITIS	20:30.781				

STOP	IN TIME	DRIVER IN	STINT TIME	STOP TIME	TOTAL STOP TIME	OUT TIME	DRIVER OUT
1 -	09:51:20.524	Joe BRAGG					

STOP	IN TIME	DRIVER IN	STINT TIME	STOP TIME	TOTAL STOP TIME	OUT TIME	DRIVER OUT
1 -	09:17:20.861	Mike COLLINGE	16:03.187	1:58.311	1:58.311	09:19:19.173	Jordan BANNON
-	Finish	Jordan BANNON	10:17.884				

STOP	IN TIME	DRIVER IN	STINT TIME	STOP TIME	TOTAL STOP TIME	OUT TIME	DRIVER OUT
1 -	09:20:23.588	Peter SIMMONDS	19:02.902	2:42.453	2:42.453	09:23:06.042	David MURFITT
-	Finish	David MURFITT	38:15.811				

2024 MSV Trackdays Enduro KA Series

QUALIFYING - RACE 13 - PIT STOP ANALYSIS

STOP	IN TIME	DRIVER IN	STINT TIME	STOP TIME	TOTAL STOP TIME	OUT TIME	DRIVER OUT
P24 126 GloriKa Ford KA D1: Michael MCCOLLUM Total Stint: 15 Laps - 25:15.000 (50.73%) Best Lap: 1:21.065 On Lap 13 @ 72.85 mph D2: Neil SMITH Total Stint: 18 Laps - 24:31.171 (49.27%) Best Lap: 1:20.962 On Lap 23 @ 72.94 mph							
1 -	09:15:57.707	Michael MCCOLLUM					
2 -	09:34:00.277	Michael MCCOLLUM	22:25.486	2:49.513		09:36:49.791	Neil SMITH
-	Finish	Neil SMITH	24:31.171				
P25 1 Burton Power Racing Ford KA D1: Andy BURTON Total Stint: 10 Laps - 15:49.552 (26.54%) Best Lap: 1:22.021 On Lap 6 @ 72.00 mph D2: Tom VALENTINE Total Stint: 20 Laps - 27:17.636 (45.77%) Best Lap: 1:20.995 On Lap 28 @ 72.91 mph D3: Steve GILBERT Total Stint: 7 Laps - 14:08.517 (23.71%) Best Lap: 1:22.498 On Lap 16 @ 71.58 mph							
1 -	09:15:19.342	Andy BURTON	13:58.690	1:50.862	1:50.862	09:17:10.204	Steve GILBERT
2 -	09:27:08.901	Steve GILBERT	9:58.697	4:09.820	6:00.682	09:31:18.721	Tom VALENTINE
3 -	09:50:29.723	Tom VALENTINE	19:11.002	2:22.379	8:23.061	09:52:52.102	Tom VALENTINE
-	Finish	Tom VALENTINE	8:06.634				
P26 67 Original Chequers Racing Ford KA D1: Thomas HENDRIE Total Stint: 27 Laps - 37:21.016 (63.06%) Best Lap: 1:21.109 On Lap 33 @ 72.81 mph D2: Conrad CRICKMAY Total Stint: 9 Laps - 14:32.619 (24.55%) Best Lap: 1:22.721 On Lap 7 @ 71.39 mph							
1 -	09:13:50.913	Conrad CRICKMAY	12:44.091	1:48.528	1:48.528	09:15:39.441	Thomas HENDRIE
2 -	09:26:52.643	Thomas HENDRIE	11:13.202	3:09.369	4:57.897	09:30:02.012	Thomas HENDRIE
3 -	09:41:10.907	Thomas HENDRIE	11:08.895	4:10.777	9:08.674	09:45:21.684	Thomas HENDRIE
-	Finish	Thomas HENDRIE	14:58.919				
P27 275 Team Lifeline Ford KA D1: Joe DAVIES Total Stint: 9 Laps - 13:39.515 (22.75%) Best Lap: 1:21.194 On Lap 26 @ 72.73 mph D2: Morgan CHARLESWORTH Total Stint: 11 Laps - 15:51.225 (26.4%) Best Lap: 1:24.148 On Lap 38 @ 70.18 mph D3: Jake LANE Total Stint: 10 Laps - 15:42.133 (26.15%) Best Lap: 1:22.445 On Lap 17 @ 71.63 mph D4: Scott MCINTYRE Total Stint: 8 Laps - 13:13.159 (22.02%) Best Lap: 1:21.843 On Lap 6 @ 72.15 mph							
1 -	09:03:47.029	Scott MCINTYRE	2:52.707	1:36.779	1:36.779	09:05:23.808	Scott MCINTYRE
2 -	09:13:38.367	Scott MCINTYRE	8:14.559	2:05.893	3:42.672	09:15:44.260	Jake LANE
3 -	09:29:47.879	Jake LANE	14:03.619	1:38.514	5:21.186	09:31:26.393	Joe DAVIES
4 -	09:43:52.016	Joe DAVIES	12:25.623	1:13.892	6:35.078	09:45:05.908	Morgan CHARLESWORTH
-	Finish	Morgan CHARLESWOF	15:51.225				
P28 121 Ka Lamaty Ford KA D1: Marcus BATTY Total Stint: 10 Laps - 19:22.153 (38.47%) Best Lap: 1:21.230 On Lap 7 @ 72.70 mph D2: Andrew HINCH Total Stint: 18 Laps - 25:06.381 (49.86%) Best Lap: 1:21.823 On Lap 26 @ 72.17 mph							
1 -	09:16:31.087	Marcus BATTY	7:17.627	2:22.310	2:22.310	09:18:53.397	Marcus BATTY
2 -	09:25:53.206	Marcus BATTY	6:59.809	2:02.615	4:24.925	09:27:55.822	Marcus BATTY
3 -	09:47:05.401	Andrew HINCH	16:26.788	1:27.582	5:52.508	09:48:32.984	Andrew HINCH
-	Finish	Andrew HINCH	12:30.643				
P29 74 Orkasport Ford KA D1: Guy WILKINSON Total Stint: 18 Laps - 32:27.503 (54.92%) Best Lap: 1:22.468 On Lap 24 @ 71.61 mph D2: Peter CHILD Total Stint: 10 Laps - 15:35.868 (26.39%) Best Lap: 1:22.701 On Lap 14 @ 71.40 mph D3: Roger HASSAN Total Stint: 8 Laps - 11:02.790 (18.69%) Best Lap: 1:21.670 On Lap 32 @ 72.31 mph D4: Michael DAVIES Total Stint: 0 Laps							
1 -	09:13:15.787	Guy WILKINSON	11:51.696	2:09.375	2:09.375	09:15:25.162	Peter CHILD
2 -	09:29:37.091	Peter CHILD	14:11.929	1:23.939	3:33.314	09:31:01.030	Guy WILKINSON
3 -	09:45:08.114	Guy WILKINSON	14:07.084	4:19.348	7:52.662	09:49:27.462	Roger HASSAN
-	Finish	Roger HASSAN	11:02.790				
P30 60 Tango & Crash Ford KA D1: Chris KEYS Total Stint: 9 Laps - 14:23.737 (24.13%) Best Lap: 1:22.979 On Lap 7 @ 71.17 mph D2: Jon SENIOR Total Stint: 20 Laps - 28:10.575 (47.22%) Best Lap: 1:23.453 On Lap 40 @ 70.76 mph D3: Gary BUCKINGHAM Total Stint: 11 Laps - 17:05.717 (28.65%) Best Lap: 1:21.867 On Lap 19 @ 72.13 mph							
STOP	IN TIME	DRIVER IN	STINT TIME	STOP TIME	TOTAL STOP TIME	OUT TIME	DRIVER OUT

2024 MSV Trackdays Enduro KA Series

QUALIFYING - RACE 13 - PIT STOP ANALYSIS

1 -	09:13:48.142	Chris KEYS	12:43.312	1:40.425	1:40.425	09:15:28.567	Gary BUCKINGHAM
2 -	09:30:44.350	Gary BUCKINGHAM	15:15.783	1:49.934	3:30.359	09:32:34.284	Jon SENIOR
-	Finish	Jon SENIOR	28:10.575				

P31	14	Usher Motorsport	Ford KA				
D1: Philip USHER	Total Stint: 10 Laps - 19:48.486 (34.99%)		Best Lap: 1:30.454 On Lap 8 @ 65.28 mph				
D2: Luke USHER	Total Stint: 11 Laps - 21:27.695 (37.91%)		Best Lap: 1:21.924 On Lap 29 @ 72.08 mph				
D3: David USHER	Total Stint: 9 Laps - 15:20.835 (27.11%)		Best Lap: 1:22.355 On Lap 17 @ 71.70 mph				
STOP	IN TIME	DRIVER IN	STINT TIME	STOP TIME	TOTAL STOP TIME	OUT TIME	DRIVER OUT
1 -	09:21:19.493	Philip USHER	19:01.739	2:24.219	2:24.219	09:23:43.713	David USHER
2 -	09:36:44.686	David USHER	13:00.973	2:19.861	4:44.081	09:39:04.548	Luke USHER
-	Finish	Luke USHER	21:27.695				

P32	44	Graves Motorsport	Ford KA				
D1: Stuart KINNER	Total Stint: 14 Laps - 19:21.055 (32.77%)		Best Lap: 1:22.081 On Lap 34 @ 71.94 mph				
D2: Katherine SHIPP	Total Stint: 11 Laps - 19:35.738 (33.19%)		Best Lap: 1:30.274 On Lap 19 @ 65.41 mph				
D3: David WARD	Total Stint: 9 Laps - 20:05.764 (34.04%)		Best Lap: 1:28.364 On Lap 6 @ 66.83 mph				
STOP	IN TIME	DRIVER IN	STINT TIME	STOP TIME	TOTAL STOP TIME	OUT TIME	DRIVER OUT
1 -	09:15:28.392	David WARD	14:14.196	5:51.568	5:51.568	09:21:19.960	Katherine SHIPP
2 -	09:38:24.947	Katherine SHIPP	17:04.987	2:30.751	8:22.319	09:40:55.698	Stuart KINNER
-	Finish	Stuart KINNER	19:21.055				

P33	64	Autotech Motorsport	Ford KA				
D1: Adam NAKAR	Total Stint: 10 Laps - 16:55.753 (28.47%)		Best Lap: 1:22.630 On Lap 4 @ 71.47 mph				
D2: Christopher BUCKLEY	Total Stint: 16 Laps - 24:14.033 (40.75%)		Best Lap: 1:22.737 On Lap 24 @ 71.37 mph				
D3: Peter OSGERBY	Total Stint: 13 Laps - 18:18.097 (30.78%)		Best Lap: 1:22.210 On Lap 39 @ 71.83 mph				
STOP	IN TIME	DRIVER IN	STINT TIME	STOP TIME	TOTAL STOP TIME	OUT TIME	DRIVER OUT
1 -	09:15:58.343	Adam NAKAR	14:20.974	2:34.779	2:34.779	09:18:33.122	Christopher BUCKLEY
2 -	09:41:16.111	Christopher BUCKLEY	22:42.989	1:31.044	4:05.823	09:42:47.155	Peter OSGERBY
-	Finish	Peter OSGERBY	18:18.097				

P34	27	Semprini Racing	Ford KA				
D1: Phil HART	Total Stint: 10 Laps - 17:51.621 (29.36%)		Best Lap: 1:23.677 On Lap 29 @ 70.57 mph				
D2: James HART	Total Stint: 16 Laps - 26:59.800 (44.38%)		Best Lap: 1:22.306 On Lap 19 @ 71.75 mph				
D3: David EVANS	Total Stint: 9 Laps - 15:58.213 (26.26%)		Best Lap: 1:24.183 On Lap 8 @ 70.15 mph				
STOP	IN TIME	DRIVER IN	STINT TIME	STOP TIME	TOTAL STOP TIME	OUT TIME	DRIVER OUT
1 -	09:42:20.754	James HART	26:52.469	1:39.246	1:39.246	09:44:00.000	Phil HART
2 -	10:01:51.621	Phil HART					

P35	2	NJM's PDC's	Ford KA				
D1: Adam BIRD	Total Stint: 8 Laps - 13:47.672 (22.94%)		Best Lap: 1:25.192 On Lap 7 @ 69.32 mph				
D2: Eunan MACGUINNESS	Total Stint: 7 Laps - 10:24.700 (17.31%)		Best Lap: 1:26.991 On Lap 33 @ 67.88 mph				
D3: Cat SELLS	Total Stint: 6 Laps - 12:35.769 (20.95%)		Best Lap: 1:43.886 On Lap 26 @ 56.84 mph				
D4: Grant GROVE	Total Stint: 13 Laps - 23:19.829 (38.8%)		Best Lap: 1:25.633 On Lap 17 @ 68.96 mph				
STOP	IN TIME	DRIVER IN	STINT TIME	STOP TIME	TOTAL STOP TIME	OUT TIME	DRIVER OUT
1 -	09:13:11.955	Adam BIRD	11:52.821	1:54.851	1:54.851	09:15:06.806	Grant GROVE
2 -	09:34:38.671	Grant GROVE	19:31.865	3:47.964	5:42.815	09:38:26.635	Cat SELLS
3 -	09:49:19.480	Cat SELLS	10:52.845	1:42.924	7:25.739	09:51:02.404	Eunan MACGUINNESS
-	Finish	Eunan MACGUINNESS	10:24.700				

2024 MSV Trackdays Enduro KA Series

QUALIFYING - RACE 13 - STATISTICS

Competitors Started	35
Planned Start	2024-04-14 @ 09:00:00.000
Actual Start	2024-04-14 @ 09:00:01.069
Finish Time	2024-04-14 @ 10:00:03.537
Track Length	1.6404mi.
Total Laps	1252
Total Distance Covered	2053.8602mi.

Session Fastest Lap History

NO	NAME	LAP TIME	TIME OF DAY	LAP	VEHICLE
96	Poorsche KArrera Motorsport <i>M. CAREY</i>	1:23.475	09:02:11.746	1	Ford KA
96	Poorsche KArrera Motorsport <i>M. CAREY</i>	1:21.494	09:03:33.240	2	Ford KA
12	PRO-AM RACING <i>R. JEPP</i>	1:21.414	09:03:36.653	2	Ford KA
12	PRO-AM RACING <i>R. JEPP</i>	1:20.312	09:04:56.967	3	Ford KA
12	PRO-AM RACING <i>R. JEPP</i>	1:20.107	09:06:17.073	4	Ford KA
81	GM Performance <i>D. STAPLETON</i>	1:19.977	09:18:44.372	12	Ford KA
96	Poorsche KArrera Motorsport <i>M. CAREY</i>	1:19.710	09:24:58.000	16	Ford KA
46	MilnAir Racing <i>J. WRIGHT</i>	1:19.707	09:41:24.424	23	Ford KA
46	MilnAir Racing <i>J. WRIGHT</i>	1:19.667	09:45:23.925	26	Ford KA
81	GM Performance <i>I. MITCHELL</i>	1:19.394	09:46:01.343	30	Ford KA

Flag History


TYPE	TIME OF DAY
GREEN	09:00:01.069
FINISH	10:00:03.537

Flag Statistics

TYPE	COUNT	TOTAL LAPS	TOTAL TIME
Green	1	41	1:05:49.153
Red	0	0	0.000
Safety Car	0	0	0.000
FCY	0	0	0.000

2024 MSV Trackdays Enduro KA Series

RACE 13 - GRID (300 minutes)

ROW 17	33	27	1:22.306 Semprini Racing	34	2	1:25.192 NJM's PDC's
ROW 16	31	44	1:22.081 Graves Motorsport	32	64	1:22.210 Autotech Motorsport
ROW 15	29	60	1:21.867 Tango & Crash	30	14	1:21.924 Usher Motorsport
ROW 14	27	121	1:21.230 Ka Lamaty	28	74	1:21.670 Orkasport
ROW 13	25	67	1:21.109 Original Chequers Racing	26	275	1:21.194 Team Lifeline
ROW 12	23	126	1:20.962 GloriKa	24	1	1:20.995 Burton Power Racing
ROW 11	21	747	1:20.760 LARR Motorsport	22	6	1:20.821 NJM Racing ltd
ROW 10	19	7	1:20.458 G&B Finch Racing	20	55	1:20.655 KAsh Strapped Racing
ROW 9	17	888	1:20.366 Boston Racing	18	333	1:20.413 KaHoona's Race Team
ROW 8	15	21	1:20.255 KnF Racing	16	49	1:20.361 LDR Performance Tuning
ROW 7	13	22	1:20.216 AFK Racing	14	125	1:20.246 3 Amigos
ROW 6	11	555	1:20.059 Sukaru Racing	12	8	1:20.084 PRO-AM Racing
ROW 5	9	95	1:19.997 Graves Motorsport	10	65	1:20.022 Autotech Motorsport 2
ROW 4	7	112	1:19.902 Ka Tastrophy	8	3	1:19.968 Windgat Racing
ROW 3	5	114	1:19.706 KM Racing	6	12	1:19.803 PRO-AM RACING
ROW 2	3	180	1:19.611 Shine Automotive	4	11	1:19.664 11Tenths Racing
ROW 1	1	81	1:19.394 GM Performance	2	46	1:19.405 MilnAir Racing
Pole						
						

Comments:

Car 96 - PIT LANE STARTER. Non-compliance exhaust fitted

These results are provisional until the conclusion of any judicial and technical matters.

Silverstone National: 1.6404 miles

Clerk Of Course: Ian Denyer

Stewards:

Timekeeper: Rob Cook



2024 MSV Trackdays Enduro KA Series

RACE 13 - CLASSIFICATION

Race Distance: 45 Laps / 73.82 miles

POS	NO	NAME	ENTRY	LAPS	TIME	GAP	DIFF	MPH	BEST	ON	GRD	↑↓
1	46	MilnAir Racing	Ford KA	45	1:00:36.609			73.07	1:20.085	31	2	1
2	12	PRO-AM RACING	Ford KA	45	1:00:36.792	0.183	0.183	73.07	1:20.059	31	6	4
3	81	GM Performance	Ford KA	45	1:00:37.003	0.394	0.211	73.06	1:19.945	19	1	-2
4	333	KaHoona's Race Team	Ford KA	45	1:00:39.682	3.073	2.679	73.01	1:19.891	40	18	14
5	8	PRO-AM Racing		45	1:00:40.033	3.424	0.351	73.00	1:19.962	40	12	7
6	125	3 Amigos	Ford KA	45	1:00:45.042	8.433	5.009	72.90	1:20.110	39	14	8
7	112	Ka Tastrophy	Ford KA	45	1:00:45.514	8.905	0.472	72.89	1:20.226	11	7	0
8	114	KM Racing	Ford KA	45	1:00:49.921	13.312	4.407	72.81	1:20.068	6	5	-3
9	65	Autotech Motorsport 2	Ford KA	45	1:00:54.162	17.553	4.241	72.72	1:20.290	37	10	1
10	121	Ka Lamaty	Ford KA	45	1:00:58.708	22.099	4.546	72.63	1:20.133	32	27	17
11	180	Shine Automotive	Ford KA	44	59:43.500	1 Lap	1 Lap	72.51	1:19.845	19	3	-8
12	22	AFK Racing	Ford KA	44	59:49.880	1 Lap	6.380	72.38	1:20.749	6	13	1
13	126	GloriKa	Ford KA	44	59:50.600	1 Lap	0.720	72.36	1:20.572	30	23	10
14	21	KnF Racing	Ford KA	44	59:51.309	1 Lap	0.709	72.35	1:20.628	40	15	1
15	747	LARR Motorsport	Ford KA	44	59:52.707	1 Lap	1.398	72.32	1:20.612	25	21	6
16	888	Boston Racing	Ford KA	44	59:53.268	1 Lap	0.561	72.31	1:20.441	16	17	1
17	96	Poorsche Karrera Motorsport	Ford KA	44	1:00:08.612	1 Lap	15.344	72.00	1:20.614	12		
18	11	11Tenths Racing	Ford KA	44	1:00:09.224	1 Lap	0.612	71.99	1:20.568	25		-14
19	1	Burton Power Racing	Ford KA	44	1:00:10.141	1 Lap	0.917	71.97	1:21.155	36		5
20	7	G&B Finch Racing	Ford KA	44	1:00:22.179	1 Lap	12.038	71.73	1:21.461	32		-1
21	55	KAsh Strapped Racing	Ford KA	44	1:00:28.628	1 Lap	6.449	71.61	1:21.574	6		-1
22	74	Orkasport	Ford KA	44	1:00:31.857	1 Lap	3.229	71.54	1:20.816	6		6
23	67	Original Chequers Racing	Ford KA	44	1:00:41.262	1 Lap	9.405	71.36	1:21.101	12		2
24	60	Tango & Crash	Ford KA	44	1:00:47.002	1 Lap	5.740	71.25	1:21.705	40		5
25	3	Windgat Racing	Ford KA	44	1:00:49.214	1 Lap	2.212	71.20	1:20.102	40		-17
26	64	Autotech Motorsport	Ford KA	43	59:41.906	2 Laps	1 Lap	70.89	1:21.429	38		6
27	2	NJM's PDC's	Ford KA	43	1:00:00.348	2 Laps	18.442	70.53	1:21.781	33		7
28	6	NJM Racing ltd	Ford KA	43	1:00:28.006	2 Laps	27.658	69.99	1:21.412	23		-6
29	49	LDR Performance Tuning	Ford KA	43	1:00:31.491	2 Laps	3.485	69.92	1:20.960	29		-13
30	44	Graves Motorsport	Ford KA	42	1:00:02.417	3 Laps	1 Lap	68.85	1:22.600	38		1
31	27	Semprini Racing	Ford KA	42	1:00:32.638	3 Laps	30.221	68.28	1:22.574	34		2
32	95	WKD Motorsport	Ford KA	41	59:50.159	4 Laps	1 Lap	67.44	1:20.917	39		-23
33	14	Usher Motorsport	Ford KA	41	1:00:34.353	4 Laps	44.194	66.62	1:24.538	41		-3
34	275	Team Lifeline	Ford KA	39	1:00:11.288	6 Laps	2 Laps	63.77	1:20.567	11		-8
35	555	Sukaru Racing	Ford KA	25	34:04.390	20 Laps	14 Laps	72.21	1:20.476	8		-24

FASTEST LAP

180	Shine Automotive	Ford KA	19	1:19.845	73.96 mph	119.03 kph
-----	------------------	---------	----	----------	-----------	------------

Comments:

Weather / Track : Bright / Dry

These results are provisional until the conclusion of any judicial and technical matters.

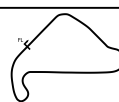
Date: 14/04/2024 Start: 12:24 Finish: 00:00

Silverstone National: 1.6404 miles

Clerk Of Course: Ian Denyer

Stewards:

Timekeeper: Rob Cook



2024 MSV Trackdays Enduro KA Series

RACE 13 - CLASSIFICATION AFTER 2 HOURS

Race Distance: 87 Laps / 142.72 miles

POS	NO	NAME	ENTRY	LAPS	TIME	GAP	DIFF	MPH	BEST	ON	GRD	↑↓
1	12	PRO-AM RACING	Ford KA	87	2:00:27.426			71.08	1:19.911	66	6	5
2	46	MilnAir Racing	Ford KA	87	2:00:37.904	10.478	10.478	70.98	1:19.672	76	2	0
3	112	Ka Tastrophy	Ford KA	86	2:00:13.565	1 Lap	1 Lap	70.40	1:19.948	63	7	4
4	121	Ka Lamaty	Ford KA	86	2:00:29.069	1 Lap	15.504	70.25	1:20.007	51	27	23
5	125	3 Amigos	Ford KA	86	2:00:38.199	1 Lap	9.130	70.16	1:20.110	39	14	9
6	65	Autotech Motorsport 2	Ford KA	86	2:00:38.472	1 Lap	0.273	70.16	1:20.120	86	10	4
7	22	AFK Racing	Ford KA	86	2:00:43.933	1 Lap	5.461	70.11	1:20.749	6	13	6
8	747	LARR Motorsport	Ford KA	86	2:00:44.674	1 Lap	0.741	70.10	1:20.612	25	21	13
9	8	PRO-AM Racing		86	2:00:44.931	1 Lap	0.257	70.10	1:19.742	49	12	3
10	81	GM Performance	Ford KA	85	1:57:31.448	2 Laps	1 Lap	71.18	1:19.945	19	1	-9
11	888	Boston Racing	Ford KA	85	1:59:51.837	2 Laps	2:20.389	69.79	1:20.441	16	17	6
12	3	Windgat Racing	Ford KA	85	2:00:13.125	2 Laps	21.288	69.59	1:19.899	54	8	-4
13	180	Shine Automotive	Ford KA	85	2:00:26.770	2 Laps	13.645	69.46	1:19.845	19	3	-10
14	126	GloriKa	Ford KA	85	2:00:34.472	2 Laps	7.702	69.38	1:20.572	30	23	9
15	114	KM Racing	Ford KA	85	2:00:42.962	2 Laps	8.490	69.30	1:20.068	6	5	-10
16	21	KnF Racing	Ford KA	85	2:00:44.715	2 Laps	1.753	69.28	1:20.623	64	15	-1
17	55	KAsh Strapped Racing	Ford KA	85	2:00:48.600	2 Laps	3.885	69.25	1:20.824	80	20	3
18	7	G&B Finch Racing	Ford KA	84	1:59:52.625	3 Laps	1 Lap	68.97	1:20.865	61	19	1
19	64	Autotech Motorsport	Ford KA	84	1:59:53.843	3 Laps	1.218	68.95	1:21.429	38	32	13
20	67	Original Chequers Racing	Ford KA	84	2:00:04.990	3 Laps	11.147	68.85	1:21.101	12	25	5
21	95	WKD Motorsport	Ford KA	84	2:00:28.032	3 Laps	23.042	68.63	1:20.432	75	9	-12
22	1	Burton Power Racing	Ford KA	84	2:00:31.576	3 Laps	3.544	68.59	1:21.155	36	24	2
23	333*	KaHoona's Race Team	Ford KA	84	2:00:42.410	3 Laps	10.834	70.12	1:19.832	51	18	-5
24	74	Orkasport	Ford KA	84	2:00:47.471	3 Laps	5.061	68.44	1:20.793	50	28	4
25	11	11Tenths Racing	Ford KA	84	2:00:51.550	3 Laps	4.079	68.40	1:20.548	47	4	-21
26	96	Poorsche KArrera Motorsport	Ford KA	83	1:56:27.946	4 Laps	1 Lap	70.14	1:19.785	63		
27	60	Tango & Crash	Ford KA	83	2:00:16.633	4 Laps	3:48.687	67.92	1:21.615	53		2
28	6	NJM Racing ltd	Ford KA	82	2:00:43.475	5 Laps	1 Lap	66.85	1:21.412	23		-6
29	27	Semprini Racing	Ford KA	81	2:00:32.142	6 Laps	1 Lap	66.14	1:22.574	34		4
30	44	Graves Motorsport	Ford KA	80	1:59:34.037	7 Laps	1 Lap	65.85	1:22.600	38		1
31	2*	NJM's PDC's	Ford KA	80	2:00:50.369	7 Laps	1:16.332	66.79	1:21.781	33		3
32	275	Team Lifeline	Ford KA	78	2:00:07.577	9 Laps	2 Laps	63.91	1:20.567	11		-6
33	14*	Usher Motorsport	Ford KA	76	2:00:55.754	11 Laps	2 Laps	63.48	1:22.513	73		-3
34	49	LDR Performance Tuning	Ford KA	57	1:19:45.691	30 Laps	19 Laps	70.33	1:20.960	29		-18
35	555	Sukaru Racing	Ford KA	56	2:00:43.611	31 Laps	1 Lap	45.65	1:20.476	8		-24

FASTEST LAP

46	MilnAir Racing	Ford KA	76	1:19.672	74.12 mph	119.29 kph
----	----------------	---------	----	----------	-----------	------------

Comments:
Cars 2, 14, 333 - 2 lap penalty for refueling infringement

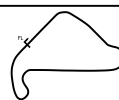
Weather / Track : Bright / Dry
These results are provisional until the conclusion of any judicial and technical matters.

Date: 14/04/2024 Start: 12:24 Finish: 00:00
Silverstone National: 1.6404 miles

Clerk Of Course: Ian Denyer

Stewards:

Timekeeper: Rob Cook



2024 MSV Trackdays Enduro KA Series

RACE 13 - CLASSIFICATION AFTER 3 HOURS

Race Distance: 132 Laps / 216.54 miles

POS	NO	NAME	ENTRY	LAPS	TIME	GAP	DIFF	MPH	BEST	ON	GRD	↑↓
1	46	MilnAir Racing	Ford KA	132	3:00:48.428			71.85	1:19.672	76	2	1
2	12	PRO-AM RACING	Ford KA	132	3:00:51.746	3.318	3.318	71.83	1:19.473	125	6	4
3	65	Autotech Motorsport 2	Ford KA	131	3:01:10.115	1 Lap	1 Lap	71.17	1:20.120	86	10	7
4	333*	KaHoona's Race Team	Ford KA	131	3:01:45.478	1 Lap	35.363	70.94	1:19.832	51	18	14
5	8	PRO-AM Racing		131	3:01:45.672	1 Lap	0.194	70.93	1:19.742	49	12	7
6	55	KAsh Strapped Racing	Ford KA	130	3:01:47.664	2 Laps	1 Lap	70.38	1:20.421	125	20	14
7	125	3 Amigos	Ford KA	129	2:58:29.468	3 Laps	1 Lap	71.13	1:20.045	88	14	7
8	81	GM Performance	Ford KA	129	2:59:27.028	3 Laps	57.560	70.75	1:19.551	121	1	-7
9	114	KM Racing	Ford KA	129	3:00:44.908	3 Laps	1:17.880	70.24	1:20.068	6	5	-4
10	64	Autotech Motorsport	Ford KA	129	3:01:41.703	3 Laps	56.795	69.88	1:20.869	109	32	22
11	1	Burton Power Racing	Ford KA	129	3:01:57.992	3 Laps	16.289	69.77	1:20.801	122	24	13
12	888	Boston Racing	Ford KA	128	2:58:52.754	4 Laps	1 Lap	70.43	1:20.415	123	17	5
13	112	Ka Tastrophy	Ford KA	128	3:00:42.502	4 Laps	1:49.748	69.71	1:19.948	63	7	-6
14	180	Shine Automotive	Ford KA	128	3:00:43.083	4 Laps	0.581	69.71	1:19.845	19	3	-11
15	22	AFK Racing	Ford KA	128	3:00:43.568	4 Laps	0.485	69.71	1:20.735	93	13	-2
16	67	Original Chequers Racing	Ford KA	128	3:00:50.433	4 Laps	6.865	69.66	1:21.101	12	25	9
17	121	Ka Lamaty	Ford KA	128	3:00:51.340	4 Laps	0.907	69.66	1:20.007	51	27	10
18	21	KnF Racing	Ford KA	128	3:00:54.712	4 Laps	3.372	69.64	1:20.305	120	15	-3
19	7	G&B Finch Racing	Ford KA	128	3:01:00.736	4 Laps	6.024	69.60	1:20.865	61	19	0
20	3	Windgat Racing	Ford KA	128	3:01:36.347	4 Laps	35.611	69.37	1:19.899	54	8	-12
21	126	GloriKa	Ford KA	127	3:01:24.180	5 Laps	1 Lap	68.90	1:20.572	30	23	2
22	747	LARR Motorsport	Ford KA	127	3:01:35.598	5 Laps	11.418	68.83	1:20.612	25	21	-1
23	60	Tango & Crash	Ford KA	127	3:01:40.028	5 Laps	4.430	68.80	1:21.615	53	29	6
24	74	Orkasport	Ford KA	126	3:01:58.561	6 Laps	1 Lap	68.15	1:20.793	50	28	4
25	96	Poorsche KArrera Motorsport	Ford KA	125	2:58:47.955	7 Laps	1 Lap	68.81	1:19.785	63		
26	95	WKD Motorsport	Ford KA	125	3:00:56.085	7 Laps	2:08.130	67.99	1:20.432	75		-17
27	27	Semprini Racing	Ford KA	125	3:01:27.795	7 Laps	31.710	67.80	1:22.166	120		6
28	6	NJM Racing ltd	Ford KA	123	3:01:36.161	9 Laps	2 Laps	66.66	1:21.412	23		-6
29	44	Graves Motorsport	Ford KA	121	3:01:38.163	11 Laps	2 Laps	65.56	1:21.960	121		2
30	11	11Tenths Racing	Ford KA	119	2:51:19.645	13 Laps	2 Laps	68.36	1:20.548	47		-26
31	275	Team Lifeline	Ford KA	119	3:00:56.809	13 Laps	9:37.164	64.73	1:20.508	107		-5
32	14*	Usher Motorsport	Ford KA	119	3:01:18.221	13 Laps	21.412	65.68	1:22.350	88		-2
33	2*	NJM's PDC's	Ford KA	117	3:00:58.723	15 Laps	2 Laps	64.71	1:21.781	33		1
34	555	Sukaru Racing	Ford KA	99	3:01:35.157	33 Laps	18 Laps	53.66	1:20.476	8		-23
35	49	LDR Performance Tuning	Ford KA	96	3:00:53.034	36 Laps	3 Laps	52.23	1:20.960	29		-19

FASTEST LAP

12	PRO-AM RACING	Ford KA	125	1:19.473	74.31 mph	119.59 kph
----	---------------	---------	-----	----------	-----------	------------

Comments:

Cars 2, 14, 333 - 2 lap penalty for refueling infringement
 Car 333 - 2 lap penalty recinded after new information received

Weather / Track : Bright / Dry

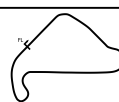
These results are provisional until the conclusion of any judicial and technical matters.

Date: 14/04/2024 Start: 12:24 Finish: 00:00
 Silverstone National: 1.6404 miles

Clerk Of Course: Ian Denyer

Stewards:

Timekeeper: Rob Cook



2024 MSV Trackdays Enduro KA Series

RACE 13 - CLASSIFICATION

Race Distance: 176 Laps / 288.72 miles

POS	NO	NAME	ENTRY	LAPS	TIME	GAP	DIFF	MPH	BEST	ON	GRD	↑↓
1	46	MilnAir Racing	Ford KA	176	4:02:21.184			71.47	1:19.326	154	2	1
2	12	PRO-AM RACING	Ford KA	176	4:02:51.160	29.976	29.976	71.33	1:19.473	125	6	4
3	65	Autotech Motorsport 2	Ford KA	174	4:03:06.718	2 Laps	2 Laps	70.44	1:20.120	86	10	7
4	333*	KaHoona's Race Team	Ford KA	174	4:03:09.585	2 Laps	2.867	70.43	1:19.832	51	18	14
5	8	PRO-AM Racing		173	4:02:21.718	3 Laps	1 Lap	70.25	1:19.742	49	12	7
6	888	Boston Racing	Ford KA	173	4:02:30.069	3 Laps	8.351	70.21	1:19.576	173	17	11
7	3	Windgat Racing	Ford KA	173	4:02:31.098	3 Laps	1.029	70.21	1:19.899	54	8	1
8	125	3 Amigos	Ford KA	173	4:02:55.456	3 Laps	24.358	70.09	1:19.878	142	14	6
9	55	KAsh Strapped Racing	Ford KA	173	4:03:07.501	3 Laps	12.045	70.03	1:20.421	125	20	11
10	112	Ka Tastrophy	Ford KA	173	4:03:08.756	3 Laps	1.255	70.03	1:19.948	63	7	-3
11	114	KM Racing	Ford KA	172	4:02:13.972	4 Laps	1 Lap	69.88	1:20.068	6	5	-6
12	747	LARR Motorsport	Ford KA	172	4:02:36.625	4 Laps	22.653	69.78	1:20.221	167	21	9
13	22	AFK Racing	Ford KA	172	4:03:14.945	4 Laps	38.320	69.59	1:20.025	149	13	0
14	126	GloriKa	Ford KA	171	4:01:12.500	5 Laps	1 Lap	69.77	1:20.572	30	23	9
15	180	Shine Automotive	Ford KA	171	4:02:28.929	5 Laps	1:16.429	69.41	1:19.845	19	3	-12
16	21	KnF Racing	Ford KA	171	4:02:55.259	5 Laps	26.330	69.28	1:20.302	152	15	-1
17	64	Autotech Motorsport	Ford KA	171	4:03:10.916	5 Laps	15.657	69.21	1:20.869	109	32	15
18	81	GM Performance	Ford KA	170	4:03:14.956	6 Laps	1 Lap	68.78	1:19.551	121	1	-17
19	1	Burton Power Racing	Ford KA	169	4:01:58.589	7 Laps	1 Lap	68.74	1:20.801	122	24	5
20	121	Ka Lamaty	Ford KA	169	4:02:07.656	7 Laps	9.067	68.70	1:19.890	134	27	7
21	67	Original Chequers Racing	Ford KA	169	4:02:46.943	7 Laps	39.287	68.51	1:20.995	139	25	4
22	7	G&B Finch Racing	Ford KA	169	4:02:56.459	7 Laps	9.516	68.47	1:20.865	61	19	-3
23	96	Poorsche KArrera Motorsport	Ford KA	168	4:02:11.033	8 Laps	1 Lap	68.27	1:19.785	63		
24	74	Orkasport	Ford KA	167	4:01:57.256	9 Laps	1 Lap	67.93	1:20.559	148		4
25	95	WKD Motorsport	Ford KA	167	4:02:31.495	9 Laps	34.239	67.77	1:19.486	167		-16
26	27	Semprini Racing	Ford KA	166	4:02:48.617	10 Laps	1 Lap	67.29	1:22.166	120		7
27	60*	Tango & Crash	Ford KA	166	4:02:56.788	10 Laps	8.171	68.06	1:21.615	53		2
28	44	Graves Motorsport	Ford KA	165	4:02:27.606	11 Laps	1 Lap	66.98	1:21.960	121		3
29	6	NJM Racing ltd	Ford KA	163	4:02:57.810	13 Laps	2 Laps	66.03	1:21.211	128		-7
30	275	Team Lifeline	Ford KA	161	4:01:55.179	15 Laps	2 Laps	65.50	1:20.508	107		-4
31	2*	NJM's PDC's	Ford KA	154	4:02:11.431	22 Laps	7 Laps	63.39	1:21.781	33		3
32	14*	Usher Motorsport	Ford KA	152	4:02:35.126	24 Laps	2 Laps	62.48	1:22.350	88		-2
33	555	Sukaru Racing	Ford KA	144	4:02:33.726	32 Laps	8 Laps	58.43	1:20.285	116		-22
34	49	LDR Performance Tuning	Ford KA	139	4:02:28.551	37 Laps	5 Laps	56.42	1:20.960	29		-18
35	11	11Tenths Racing	Ford KA	119	2:51:19.645	57 Laps	20 Laps	68.36	1:20.548	47		-31

FASTEST LAP

46 MilnAir Racing Ford KA 154 1:19.326 74.44 mph 119.81 kph

Comments:

Cars 2, 14, 60, 333 - 2 lap penalty for refueling infringement
 Car 333 - 2 lap penalty recinded after new information received

Weather / Track : Bright / Dry

These results are provisional until the conclusion of any judicial and technical matters.

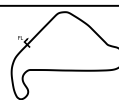
Date: 14/04/2024 Start: 12:24 Finish: 00:00

Silverstone National: 1.6404 miles

Clerk Of Course: Ian Denyer

Stewards:

Timekeeper: Rob Cook



2024 MSV Trackdays Enduro KA Series

RACE 13 - CLASSIFICATION

Race Distance: 218 Laps / 357.62 miles

POS	NO	TEAM / DRIVERS	CAR	LAPS	TIME	GAP	DIFF	MPH	BEST	ON	GRD	↑↓
1	12	PRO-AM RACING Will HILLYARD / Scott THOMPSON / Richard JEPPE	Ford KA	218	5:00:18.857			71.44	1:19.473	125	6	5
2	46*	MilnAir Racing George WRIGHT / Jack WRIGHT / Jonny MILNER	Ford KA	216	5:00:13.974	2 Laps	2 Laps	71.46	1:19.326	154	2	0
3	65	Autotech Motorsport 2 Taylor NORTON / Reece KELLOW / Toby OWEN	Ford KA	216	5:00:57.790	2 Laps	43.816	70.64	1:19.961	197	10	7
4	8	PRO-AM Racing Darren MIDGLEY / Oliver FURNELL / Gordon MUTCH	Ford KA	216	5:01:29.803	2 Laps	32.013	70.51	1:19.742	49	12	8
5	112	Ka Tastrophy Robert THOMAS / Simon BONHAM	Ford KA	215	5:00:33.124	3 Laps	1 Lap	70.41	1:19.948	63	7	2
6	333*	KaHoona's Race Team Ian PERKINS / Philip TRUMAN / Kosta KYRITIS	Ford KA	215	5:00:36.731	3 Laps	3.607	70.39	1:19.832	51	18	12
7	125	3 Amigos Adam READ / David DRINKWATER / Paul HINSON	Ford KA	215	5:01:01.891	3 Laps	25.160	70.29	1:19.878	142	14	7
8	3	Windgat Racing Leon BIDGWAY / Matthew WEYMOUTH / Mike MARAIS	Ford KA	215	5:01:20.075	3 Laps	18.184	70.22	1:19.896	174	8	0
9	180	Shine Automotive Collin FRENCH / Nathan BROWN / Adrian WOOD / Thomas WOOD	Ford KA	215	5:01:31.128	3 Laps	11.053	70.18	1:19.400	199	3	-6
10	888	Boston Racing Andrew FELLOWS / Jacob FELLOWS / Benjamin CURRAN	Ford KA	214	5:00:21.787	4 Laps	1 Lap	70.12	1:19.576	173	17	7
11	55	KAsh Strapped Racing Alex TENTORI / Ben SMITH	Ford KA	214	5:00:45.921	4 Laps	24.134	70.03	1:20.421	125	20	9
12	21	KnF Racing Simon TOPP / Tony BARSON / Adam BETTINSON	Ford KA	214	5:01:20.760	4 Laps	34.839	69.89	1:20.302	152	15	3
13	126*	GloriKa Michael MCCOLLUM / Neil SMITH	Ford KA	214	5:02:21.065	4 Laps	1:00.305	69.66	1:20.572	30	23	10
14	747	LARR Motorsport Mike COLLINGE / Jordan BANNON / Duncan MACBETH	Ford KA	213	5:00:43.521	5 Laps	1 Lap	69.71	1:19.978	193	21	7
15	114	KM Racing Christian KELLY / Andrew MALPASS	Ford KA	213	5:00:50.235	5 Laps	6.714	69.68	1:20.068	6	5	-10
16	121	Ka Lamaty Marcus BATTY / Andrew HINCH	Ford KA	212	5:00:48.885	6 Laps	1 Lap	69.36	1:19.890	134	27	11
17	64	Autotech Motorsport Adam NAKAR / Christopher BUCKLEY / Peter OSGERBY	Ford KA	212	5:00:59.032	6 Laps	10.147	69.32	1:20.869	109	32	15
18	22*	AFK Racing Nik BERG / Nick CREED / Tim PARSONS / Natalie KNOWLES	Ford KA	212	5:01:08.993	6 Laps	9.961	69.94	1:20.025	149	13	-5
19	96	Poorsche Karrera Motorsport Ben SMITHWELL / Mark CAREY / Simon CHILDS	Ford KA	211	5:00:14.724	7 Laps	1 Lap	69.17	1:19.638	190		
20	1	Burton Power Racing Andy BURTON / Tom VALENTINE / Steve GILBERT	Ford KA	211	5:00:43.263	7 Laps	28.539	69.06	1:20.604	191		4
21	95*	WKD Motorsport Marcus CLUTTON / Lee TAYLOR / Ross FAULDS	Ford KA	211	5:02:19.665	7 Laps	1:36.402	68.69	1:19.351	183		-12
22	7	G&B Finch Racing Steve FINCH / Joe BRAGG / Benjamin SMITH	Ford KA	210	5:01:29.398	8 Laps	1 Lap	68.55	1:20.832	204		-3
23	74	Orkasport Guy WILKINSON / Peter CHILD / Roger HASSAN / Michael DAVIES	Ford KA	209	5:00:22.016	9 Laps	1 Lap	68.48	1:20.559	148		5
24	81	GM Performance Ian MITCHELL / Darren STAPLETON	Ford KA	208	5:00:28.248	10 Laps	1 Lap	68.13	1:19.551	121		-23
25	27	Semprini Racing Phil HART / James HART / David EVANS	Ford KA	207	5:00:32.015	11 Laps	1 Lap	67.79	1:22.166	120		8
26	67	Original Chequers Racing Thomas HENDRIE / Conrad CRICKMAY	Ford KA	207	5:00:32.194	11 Laps	0.179	67.79	1:20.995	139		-1
27	60*	Tango & Crash Chris KEYS / Jon SENIOR / Gary BUCKINGHAM	Ford KA	205	5:00:44.102	13 Laps	2 Laps	67.74	1:21.462	185		2
28	44	Graves Motorsport Stuart KINNER / Katherine SHIPP / David WARD	Ford KA	204	5:01:23.988	14 Laps	1 Lap	66.62	1:21.960	121		3
29	6	NJM Racing Ltd David MURFITT / Peter SIMMONDS	Ford KA	203	5:00:45.090	15 Laps	1 Lap	66.43	1:21.211	128		-7
30	275	Team Lifeline Joe DAVIES / Morgan CHARLESWORTH / Jake LANE / Scott MCINTYRE	Ford KA	202	5:00:59.276	16 Laps	1 Lap	66.05	1:20.508	107		-4
31	2*	NJM's PDC's Adam BIRD / Eunan MACGUINNESS / Cat SELLS / Grant GROVE	Ford KA	195	5:01:03.956	23 Laps	7 Laps	64.40	1:21.781	33		3
32	14*	Usher Motorsport Philip USHER / Luke USHER / David USHER	Ford KA	192	5:01:26.077	26 Laps	3 Laps	63.34	1:22.225	156		-2
33	555	Sukaru Racing Chris HILSON / Peter DIGNAN / Tristan JUDGE	Ford KA	185	5:00:42.304	33 Laps	7 Laps	60.55	1:20.168	174		-22
34	49	LDR Performance Tuning David BYWATER / Nick RICE / Andy GREAR-HARDY	Ford KA	180	5:00:45.363	38 Laps	5 Laps	58.90	1:20.862	151		-18
35	11	11Tenths Racing Gianluca ELIA / Byron CRAWFORD / Paul PEARCE / Paul STOUT	Ford KA	119	2:51:19.645	99 Laps	61 Laps	68.36	1:20.548	47		-31

FASTEST LAP

46	MilnAir Racing George WRIGHT / Jack WRIGHT / Jonny MILNER	Ford KA	154	1:19.326	74.44 mph	119.81 kph
----	--	---------	-----	----------	-----------	------------

Comments:

- Cars 2, 14, 46, 60, 333 - 2 lap penalty for refueling infringement
- Car 333 - 2 lap penalty recinded after new information received
- Car 95 - 1minute penalty applied as stop/go could not be served
- Car 22 - 2 lap penalty applied for avoidable collision
- Car 126 - 1 minute penalty for failing to provide driver change info

Weather / Track : Bright / Dry

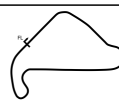
These results are provisional until the conclusion of any judicial and technical matters.

Date: 14/04/2024 Start: 12:24 Finish: 17:24
Silverstone National: 1.6404 miles

Clerk Of Course: Ian Denyer

Stewards:

Timekeeper: Rob Cook



2024 MSV Trackdays Enduro KA Series

RACE 13 - LAP CHART

LAP 1 @ 12:26:01.998			LAP 2 @ 12:27:23.972			LAP 3 @ 12:28:45.496			LAP 4 @ 12:30:06.676			LAP 5 @ 12:31:27.632		
NO	BEHIND	LAP TIME	NO	BEHIND	LAP TIME	NO	BEHIND	LAP TIME	NO	BEHIND	LAP TIME	NO	BEHIND	LAP TIME
81		1:22.498	12		1:21.744	12		1:21.524	12		1:21.180	81		1:20.796
46	0.053	1:22.551	46	0.573	1:22.494	81	0.564	1:21.373	81	0.160	1:20.776	12	0.241	1:21.197
12	0.230	1:22.728	81	0.715	1:22.689	3	1.096	1:21.680	3	0.743	1:20.827	3	0.509	1:20.722
3	0.532	1:23.030	3	0.940	1:22.382	46	1.133	1:22.084	46	1.224	1:21.271	180	1.512	1:21.026
180	0.735	1:23.233	65	1.247	1:21.667	180	1.499	1:21.512	180	1.442	1:21.123	46	1.780	1:21.512
65	1.554	1:24.052	180	1.511	1:22.750	65	1.960	1:22.237	8	2.175	1:21.324	8	1.931	1:20.712
8	2.073	1:24.571	8	2.149	1:22.050	8	2.031	1:21.406	65	2.514	1:21.734	65	2.407	1:20.849
114	2.141	1:24.639	114	2.667	1:22.500	125	2.876	1:21.681	125	3.576	1:21.880	114	3.637	1:20.972
11	2.498	1:24.996	125	2.719	1:21.980	114	2.903	1:21.760	114	3.621	1:21.898	125	3.991	1:21.371
125	2.713	1:25.211	11	2.938	1:22.414	11	3.101	1:21.687	22	3.738	1:21.370	22	4.399	1:21.617
112	3.001	1:25.499	22	3.350	1:22.144	22	3.548	1:21.722	11	3.918	1:21.997	11	4.903	1:21.941
22	3.180	1:25.678	112	3.519	1:22.492	555	3.766	1:21.579	112	4.375	1:21.393	112	5.033	1:21.614
555	3.409	1:25.907	555	3.711	1:22.276	112	4.162	1:22.167	555	4.730	1:22.144	333	5.458	1:21.333
7	4.149	1:26.647	333	4.038	1:21.540	21	4.761	1:21.595	333	5.081	1:21.395	555	5.949	1:22.175
333	4.472	1:26.970	7	4.671	1:22.496	333	4.866	1:22.352	21	6.368	1:22.787	21	7.160	1:21.748
21	5.236	1:27.734	21	4.690	1:21.428	747	5.566	1:21.592	888	6.806	1:22.081	888	7.313	1:21.463
1	5.751	1:28.249	1	5.085	1:21.308	888	5.905	1:21.281	747	7.004	1:22.618	747	7.477	1:21.429
747	5.963	1:28.461	747	5.498	1:21.509	1	5.952	1:22.391	1	7.256	1:22.484	121	7.757	1:21.136
888	6.214	1:28.712	888	6.148	1:21.908	7	6.091	1:22.944	275	7.403	1:20.976	275	8.220	1:21.773
95	6.502	1:29.000	95	6.822	1:22.294	275	7.607	1:22.022	121	7.577	1:20.645	1	8.761	1:22.461
55	6.654	1:29.152	275	7.109	1:22.127	121	8.112	1:22.070	7	7.813	1:22.902	7	8.982	1:22.125
126	6.716	1:29.214	126	7.209	1:22.467	126	8.334	1:22.649	126	8.960	1:21.806	126	9.115	1:21.111
275	6.956	1:29.454	121	7.566	1:22.434	55	8.701	1:21.839	74	9.695	1:22.095	74	10.091	1:21.352
49	6.966	1:29.464	55	8.386	1:23.706	74	8.780	1:21.674	55	9.814	1:22.293	55	10.527	1:21.669
121	7.106	1:29.604	74	8.630	1:23.306	95	9.115	1:23.817	95	11.221	1:23.286	95	12.552	1:22.287
67	7.121	1:29.619	49	9.030	1:24.038	49	9.959	1:22.453	60	11.489	1:22.189	49	13.533	1:22.808
74	7.298	1:29.796	60	9.350	1:22.841	60	10.480	1:22.654	49	11.681	1:22.902	60	14.329	1:23.796
60	8.483	1:30.981	64	16.323	1:25.963	96	18.118	1:22.937	96	19.259	1:22.321	96	20.219	1:21.916
27	11.970	1:34.468	27	16.682	1:26.686	67	18.616	1:23.238	67	20.001	1:22.565	67	20.653	1:21.608
14	12.224	1:34.722	96	16.705	1:25.353	27	20.045	1:24.887	27	21.975	1:23.110	27	24.465	1:23.446
64	12.334	1:34.832	67	16.902	1:31.755	64	20.279	1:25.480	64	22.485	1:23.386	64	24.831	1:23.302
96	13.326	1:35.824	14	20.539	1:30.289	2	23.883	1:24.793	2	26.355	1:23.652	2	28.595	1:23.196
2	14.610	1:37.108	2	20.614	1:27.978	14	30.727	1:31.712	44	41.930	1:31.627	44	48.199	1:27.225
44	16.075	1:38.573	44	25.133	1:31.032	44	31.483	1:27.874	14	43.740	1:34.193	14	53.656	1:30.872
6	37.214	1:59.713 P	6	1:09.856	1:54.615	6	1:11.625	1:23.293	6	1:13.693	1:23.248	6	1:15.653	1:22.916

2024 MSV Trackdays Enduro KA Series

RACE 13 - LAP CHART

LAP 6 @ 12:32:48.324			LAP 7 @ 12:34:08.808			LAP 8 @ 12:35:29.496			LAP 9 @ 12:36:50.403			LAP 10 @ 12:38:11.424		
NO	BEHIND	LAP TIME	NO	BEHIND	LAP TIME	NO	BEHIND	LAP TIME	NO	BEHIND	LAP TIME	NO	BEHIND	LAP TIME
81		1:20.692	81		1:20.484	81		1:20.688	81		1:20.907	81		1:21.021
12	0.305	1:20.756	12	0.387	1:20.566	12	0.407	1:20.708	3	0.697	1:20.970	180	1.349	1:21.515
3	0.608	1:20.791	3	0.642	1:20.518	3	0.634	1:20.680	12	0.708	1:21.208	3	1.687	1:22.011
180	1.081	1:20.261	180	0.827	1:20.230	180	0.870	1:20.731	180	0.855	1:20.892	12	2.304	1:22.617
8	2.007	1:20.768	8	1.975	1:20.452	6	1 Lap	1:23.986	8	2.060	1:21.432	8	2.582	1:21.543
46	2.198	1:21.110	46	2.217	1:20.503	8	1.535	1:20.248	46	2.516	1:21.300	46	2.604	1:21.109
65	2.625	1:20.910	65	2.698	1:20.557	46	2.123	1:20.594	14	1 Lap	1:30.105	125	3.347	1:21.016
114	3.013	1:20.068	114	3.047	1:20.518	65	2.438	1:20.428	65	3.203	1:21.672	65	3.515	1:21.333
125	3.648	1:20.349	125	3.789	1:20.625	114	2.833	1:20.474	114	3.289	1:21.363	114	3.923	1:21.655
22	4.456	1:20.749	22	5.085	1:21.113	125	3.696	1:20.595	125	3.352	1:20.563	333	4.538	1:20.047
333	6.094	1:21.328	333	6.061	1:20.451	22	5.413	1:21.016	6	1 Lap	1:23.944	112	5.579	1:20.582
112	6.349	1:22.008	112	6.260	1:20.395	333	5.508	1:20.135	333	5.512	1:20.911	555	6.021	1:20.614
555	6.816	1:21.559	555	6.852	1:20.520	112	5.970	1:20.398	112	6.018	1:20.955	22	7.209	1:21.429
21	7.582	1:21.114	888	8.582	1:20.965	555	6.640	1:20.476	555	6.428	1:20.695	6	1 Lap	1:24.450
11	7.638	1:23.427	21	8.925	1:21.827	747	9.997	1:21.392	22	6.801	1:22.295	747	11.125	1:21.607
888	8.101	1:21.480	747	9.293	1:21.320	121	10.243	1:21.365	747	10.539	1:21.449	21	12.148	1:22.368
747	8.457	1:21.672	11	9.483	1:22.329	21	10.558	1:22.321	21	10.801	1:21.150	275	12.218	1:21.907
121	8.632	1:21.567	121	9.566	1:21.418	275	10.765	1:21.493	888	11.296	1:21.136	121	12.365	1:21.907
275	9.193	1:21.665	275	9.960	1:21.251	888	11.067	1:23.173	275	11.332	1:21.474	888	12.388	1:22.113
1	9.367	1:21.298	1	10.732	1:21.849	11	11.245	1:22.450	121	11.479	1:22.143	14	1 Lap	1:30.392
126	9.969	1:21.546	126	11.048	1:21.563	1	11.465	1:21.421	11	11.899	1:21.561	11	12.990	1:22.112
7	10.015	1:21.725	74	12.090	1:22.359	126	11.971	1:21.611	126	12.369	1:21.305	1	13.519	1:22.082
74	10.215	1:20.816	7	12.896	1:23.365	74	13.331	1:21.929	1	12.458	1:21.900	126	13.613	1:22.265
55	11.409	1:21.574	55	12.926	1:22.001	7	14.509	1:22.301	74	14.575	1:22.151	74	17.350	1:23.796
95	14.777	1:22.917	95	17.036	1:22.743	55	14.584	1:22.346	7	15.857	1:22.255	7	17.392	1:22.556
49	14.946	1:22.105	49	17.227	1:22.765	95	18.864	1:22.516	55	16.129	1:22.452	55	17.792	1:22.684
60	16.449	1:22.812	60	18.117	1:22.152	49	19.084	1:22.545	95	21.157	1:23.200	49	22.104	1:21.865
96	22.329	1:22.802	96	23.386	1:21.541	60	19.838	1:22.409	49	21.260	1:23.083	95	22.774	1:22.638
67	22.486	1:22.525	67	23.755	1:21.753	96	24.608	1:21.910	60	21.726	1:22.795	60	23.144	1:22.439
64	27.561	1:23.422	64	30.098	1:23.021	67	25.023	1:21.956	96	25.499	1:21.798	96	26.441	1:21.963
27	27.919	1:24.146	27	31.122	1:23.687	64	32.518	1:23.108	67	25.936	1:21.820	67	26.755	1:21.840
2	31.310	1:23.407	2	35.340	1:24.514	27	33.908	1:23.474	64	34.539	1:22.928	64	36.677	1:23.159
44	55.815	1:28.308	44	1:01.597	1:26.266	2	38.373	1:23.721	27	36.728	1:23.727	27	39.625	1:23.918
14	1:04.198	1:31.234	14	1:14.586	1:30.872	44	1:06.629	1:25.720	2	40.647	1:23.181	2	42.604	1:22.978
6	1:18.128	1:23.167							44	1:11.394	1:25.672	44	1:15.878	1:25.505

2024 MSV Trackdays Enduro KA Series

RACE 13 - LAP CHART

LAP 11 @ 12:39:32.324			LAP 12 @ 12:40:53.270			LAP 13 @ 12:42:15.261			LAP 14 @ 12:43:37.003			LAP 15 @ 12:44:57.980		
NO	BEHIND	LAP TIME	NO	BEHIND	LAP TIME	NO	BEHIND	LAP TIME	NO	BEHIND	LAP TIME	NO	BEHIND	LAP TIME
81		1:20.900	81		1:20.946	81		1:21.991	81		1:21.742	12		1:20.914
12	1.698	1:20.294	12	0.969	1:20.217	12	0.289	1:21.311	12	0.063	1:21.516	81	0.196	1:21.173
46	1.897	1:20.193	46	1.241	1:20.290	3	0.969	1:20.900	8	0.316	1:21.025	3	0.652	1:21.128
8	2.398	1:20.716	8	1.830	1:20.378	8	1.033	1:21.194	3	0.501	1:21.274	46	1.117	1:21.534
3	2.772	1:21.985	3	2.060	1:20.234	46	1.221	1:21.971	46	0.560	1:21.081	8	1.363	1:22.024
125	3.007	1:20.560	125	2.502	1:20.441	125	1.572	1:21.061	333	0.955	1:20.984	180	1.589	1:21.174
333	3.847	1:20.209	333	3.133	1:20.232	333	1.713	1:20.571	125	1.244	1:21.414	125	2.085	1:21.818
114	4.116	1:21.093	114	3.754	1:20.584	180	2.777	1:20.742	180	1.392	1:20.357	333	2.372	1:22.394
180	4.217	1:23.768	180	4.026	1:20.755	114	3.117	1:21.354	114	1.874	1:20.499	112	2.670	1:21.412
65	4.281	1:21.666	112	4.644	1:20.685	112	3.341	1:20.688	112	2.235	1:20.636	114	2.915	1:22.018
112	4.905	1:20.226	555	6.504	1:21.652	44	1 Lap	1:28.307	555	5.826	1:21.187	555	5.546	1:20.697
555	5.798	1:20.677	65	6.559	1:23.224	65	6.195	1:21.627	65	6.130	1:21.677	65	5.818	1:20.665
22	7.658	1:21.349	22	7.914	1:21.202	555	6.381	1:21.868	22	6.847	1:21.631	22	7.088	1:21.218
6	1 Lap	1:23.379	6	1 Lap	1:23.167	22	6.958	1:21.035	275	11.465	1:20.987	275	12.384	1:21.896
747	11.454	1:21.229	747	12.657	1:22.149	275	12.220	1:21.418	747	12.049	1:21.229	747	12.905	1:21.833
275	11.885	1:20.567	275	12.793	1:21.854	747	12.562	1:21.896	44	1 Lap	1:28.815	121	13.868	1:21.279
21	12.373	1:21.125	21	14.541	1:23.114	6	1 Lap	1:22.895	121	13.566	1:20.751	888	14.752	1:21.671
888	12.661	1:21.173	11	14.572	1:22.098	888	13.879	1:21.280	888	14.058	1:21.921	21	15.715	1:21.382
121	12.905	1:21.440	888	14.590	1:22.875	121	14.557	1:21.783	6	1 Lap	1:23.105	126	16.070	1:21.587
11	13.420	1:21.330	121	14.765	1:22.806	21	15.131	1:22.581	21	15.310	1:21.921	11	16.425	1:21.411
1	15.238	1:22.619	126	16.004	1:21.616	11	15.237	1:22.656	126	15.460	1:21.737	6	1 Lap	1:23.767
126	15.334	1:22.621	1	16.643	1:22.351	126	15.465	1:21.452	11	15.991	1:22.496	44	1 Lap	1:25.636
7	19.543	1:23.051	7	20.944	1:22.347	1	16.006	1:21.354	1	16.323	1:22.059	1	17.612	1:22.266
74	19.696	1:23.246	74	21.106	1:22.356	74	20.579	1:21.464	74	20.540	1:21.703	74	21.454	1:21.891
14	1 Lap	1:28.920	49	23.418	1:21.843	7	21.137	1:22.184	7	21.281	1:21.886	49	22.743	1:22.002
55	20.708	1:23.816	55	24.330	1:24.568	49	22.447	1:21.020	49	21.718	1:21.013	7	22.811	1:22.507
49	22.521	1:21.317	95	27.185	1:23.458	55	23.997	1:21.658	55	24.273	1:22.018	55	25.482	1:22.186
95	24.673	1:22.799	96	27.205	1:20.614	96	27.000	1:21.786	96	26.204	1:20.946	96	26.752	1:21.525
60	25.107	1:22.863	14	1 Lap	1:27.666	95	28.172	1:22.978	67	28.664	1:21.328	67	29.656	1:21.969
96	27.537	1:21.996	60	27.612	1:23.451	67	29.078	1:23.196	95	29.458	1:23.028	95	30.348	1:21.867
67	27.718	1:21.863	67	27.873	1:21.101	60	29.445	1:23.824	60	29.819	1:22.116	60	30.890	1:22.048
64	38.507	1:22.730	64	40.422	1:22.861	14	1 Lap	1:28.136	14	1 Lap	1:28.379	64	44.764	1:23.785
27	42.379	1:23.654	27	45.414	1:23.981	64	41.065	1:22.634	64	41.956	1:22.633	14	1 Lap	1:28.679
2	44.513	1:22.809	2	46.101	1:22.534	2	46.653	1:22.543	2	47.697	1:22.786	2	50.744	1:24.024
44	1:20.452	1:25.474				27	47.148	1:23.725	27	56.194	1:30.788 P			

2024 MSV Trackdays Enduro KA Series

RACE 13 - LAP CHART

LAP 16 @ 12:46:18.825			LAP 17 @ 12:47:39.930			LAP 18 @ 12:49:00.459			LAP 19 @ 12:50:20.971			LAP 20 @ 12:51:41.328		
NO	BEHIND	LAP TIME	NO	BEHIND	LAP TIME	NO	BEHIND	LAP TIME	NO	BEHIND	LAP TIME	NO	BEHIND	LAP TIME
12		1:20.845	12		1:21.105	46		1:20.296	12		1:20.361	12		1:20.357
81	0.210	1:20.859	46	0.233	1:20.696	12	0.151	1:20.680	46	0.144	1:20.656	46	0.158	1:20.371
46	0.642	1:20.370	81	0.273	1:21.168	3	0.415	1:20.501	3	0.404	1:20.501	3	0.415	1:20.368
3	0.665	1:20.858	3	0.443	1:20.883	8	0.908	1:20.734	8	0.696	1:20.300	8	0.826	1:20.487
8	0.925	1:20.407	8	0.703	1:20.883	180	1.718	1:21.256	180	1.051	1:19.845	180	0.993	1:20.299
180	1.078	1:20.334	180	0.991	1:21.018	81	1.891	1:22.147	81	1.324	1:19.945	81	1.362	1:20.395
333	1.640	1:20.113	333	1.714	1:21.179	333	2.027	1:20.842	333	1.941	1:20.426	333	1.927	1:20.343
125	2.050	1:20.810	112	2.107	1:20.482	112	2.329	1:20.751	112	2.389	1:20.572	112	2.789	1:20.757
112	2.730	1:20.905	125	2.560	1:21.615	125	2.799	1:20.768	125	3.016	1:20.729	125	3.474	1:20.815
114	3.391	1:21.321	114	3.287	1:21.001	114	3.558	1:20.800	114	4.055	1:21.009	114	4.821	1:21.123
555	5.558	1:20.857	555	5.251	1:20.798	555	5.718	1:20.996	555	6.693	1:21.487	14	2 Laps	1:33.066
65	6.990	1:22.017	22	7.905	1:21.568	22	8.932	1:21.556	22	10.032	1:21.612	555	7.608	1:21.272
22	7.442	1:21.199	65	9.628	1:23.743	65	10.027	1:20.928	65	10.300	1:20.785	22	11.069	1:21.394
275	13.100	1:21.561	275	13.557	1:21.562	275	14.290	1:21.262	275	15.382	1:21.604	65	11.201	1:21.258
121	13.541	1:20.518	121	13.685	1:21.249	121	15.214	1:22.058	121	16.916	1:22.214	275	16.289	1:21.264
747	14.141	1:22.081	747	14.309	1:21.273	747	15.318	1:21.538	888	17.080	1:22.146	121	17.221	1:20.662
888	14.348	1:20.441	888	14.556	1:21.313	888	15.446	1:21.419	747	17.221	1:22.415	888	17.960	1:21.237
21	16.119	1:21.249	21	16.392	1:21.378	21	16.975	1:21.112	21	17.509	1:21.046	747	18.050	1:21.186
126	16.807	1:21.582	126	16.893	1:21.191	126	17.572	1:21.208	126	17.911	1:20.851	21	18.255	1:21.103
11	17.397	1:21.817	11	17.234	1:20.942	11	18.120	1:21.415	11	18.710	1:21.102	126	18.593	1:21.039
6	1 Lap	1:21.783	6	1 Lap	1:21.729	1	20.073	1:21.399	1	21.162	1:21.601	11	19.613	1:21.260
1	18.546	1:21.779	1	19.203	1:21.762	6	1 Lap	1:22.134	6	1 Lap	1:21.947	1	22.900	1:22.095
44	1 Lap	1:25.496	74	23.597	1:22.359	74	25.178	1:22.110	74	26.800	1:22.134	6	1 Lap	1:21.736
74	22.343	1:21.734	49	25.176	1:21.516	49	25.823	1:21.176	49	27.158	1:21.847	49	28.143	1:21.342
49	24.765	1:22.867	7	26.254	1:21.891	96	28.004	1:21.463	96	29.809	1:22.317	74	28.360	1:21.917
7	25.468	1:23.502	44	1 Lap	1:25.780	7	28.074	1:22.349	55	31.217	1:22.717	96	31.266	1:21.814
55	26.520	1:21.883	96	27.070	1:21.044	55	29.012	1:21.653	7	31.380	1:23.818	7	32.958	1:21.935
96	27.131	1:21.224	55	27.888	1:22.473	44	1 Lap	1:24.666	67	35.264	1:22.225	55	33.425	1:22.565
67	30.791	1:21.980	67	32.003	1:22.317	67	33.551	1:22.077	44	1 Lap	1:25.293	67	37.235	1:22.328
60	32.529	1:22.484	95	34.666	1:23.012	60	36.898	1:22.366	60	39.113	1:22.727	44	1 Lap	1:24.853
95	32.759	1:23.256	60	35.061	1:23.637	95	37.323	1:23.186	95	39.585	1:22.774	60	41.580	1:22.824
64	47.126	1:23.207	64	49.149	1:23.128	64	51.390	1:22.770	64	53.798	1:22.920	95	42.635	1:23.407
2	53.015	1:23.116	2	54.691	1:22.781	2	57.859	1:23.697	2	1:00.651	1:23.304	64	56.343	1:22.902
14	1 Lap	1:27.976	14	1 Lap	1:31.498	14	1 Lap	1:28.038	27	1 Lap	1:24.347	2	1:03.283	1:22.989
27	1 Lap	2:51.534	27	1 Lap	1:24.781	27	1 Lap	1:24.119						

2024 MSV Trackdays Enduro KA Series

RACE 13 - LAP CHART

LAP 21 @ 12:53:02.082			LAP 22 @ 12:54:22.937			LAP 23 @ 12:55:44.336			LAP 24 @ 12:57:05.113			LAP 25 @ 12:58:25.906		
NO	BEHIND	LAP TIME	NO	BEHIND	LAP TIME	NO	BEHIND	LAP TIME	NO	BEHIND	LAP TIME	NO	BEHIND	LAP TIME
12		1:20.754	12		1:20.855	46		1:21.172	12		1:20.525	46		1:20.617
46	0.860	1:21.456	46	0.227	1:20.222	12	0.252	1:21.651	46	0.176	1:20.953	12	0.392	1:21.185
8	1.536	1:21.464	8	0.789	1:20.108	8	0.607	1:21.217	8	0.579	1:20.749	81	0.427	1:20.606
81	1.820	1:21.212	81	0.990	1:20.025	81	0.792	1:21.201	81	0.614	1:20.599	8	0.630	1:20.844
180	2.020	1:21.781	112	2.126	1:20.248	112	1.185	1:20.458	112	1.099	1:20.691	112	0.922	1:20.616
27	2 Laps	1:26.827	333	2.643	1:20.616	333	1.708	1:20.464	125	1.965	1:20.670	333	1.709	1:20.527
112	2.733	1:20.698	125	3.044	1:20.819	125	2.072	1:20.427	333	1.975	1:21.044	125	2.024	1:20.852
333	2.882	1:21.709	180	3.855	1:22.690	180	3.438	1:20.982	180	3.327	1:20.666	180	2.730	1:20.196
125	3.080	1:20.360	114	5.217	1:21.105	114	4.681	1:20.863	114	5.007	1:21.103	114	5.440	1:21.226
3	3.851	1:24.190 P	27	2 Laps	1:25.426	555	7.678	1:21.080	555	8.901	1:22.000	65	11.758	1:21.093
114	4.967	1:20.900	555	7.997	1:20.796	27	2 Laps	1:23.437	65	11.458	1:20.855	3	1 Lap	1:20.916
555	8.056	1:21.202	65	11.891	1:21.244	65	11.380	1:20.888	3	1 Lap	1:20.562	22	13.399	1:21.196
65	11.502	1:21.055	22	12.253	1:21.359	22	11.919	1:21.065	22	12.996	1:21.854	27	2 Laps	1:24.758
22	11.749	1:21.434	121	18.785	1:22.580	3	1 Lap	2:50.423	27	2 Laps	1:24.567	555	17.984	1:29.876 P
14	2 Laps	1:30.443	275	18.927	1:22.818	121	18.718	1:21.332	121	18.640	1:20.699	121	18.616	1:20.769
275	16.964	1:21.429	888	19.036	1:21.201	888	19.040	1:21.403	888	19.093	1:20.830	888	19.101	1:20.801
121	17.060	1:20.593	747	19.888	1:21.415	275	19.372	1:21.844	275	19.386	1:20.791	747	20.284	1:20.612
888	18.690	1:21.484	21	20.253	1:21.528	21	19.924	1:21.070	747	20.465	1:21.245	11	20.502	1:20.568
747	19.328	1:22.032	11	20.811	1:21.720	747	19.997	1:21.508	11	20.727	1:21.304	21	21.046	1:20.849
21	19.580	1:22.079	126	21.616	1:22.109	11	20.200	1:20.788	21	20.990	1:21.843	126	21.464	1:20.677
11	19.946	1:21.087	1	24.808	1:21.771	126	21.210	1:20.993	126	21.580	1:21.147	275	25.023	1:26.430 P
126	20.362	1:22.523	14	2 Laps	1:31.102	1	25.505	1:22.096	1	26.585	1:21.857	1	27.683	1:21.891
1	23.892	1:21.746	6	1 Lap	1:21.783	6	1 Lap	1:22.435	6	1 Lap	1:21.412	6	1 Lap	1:22.041
6	1 Lap	1:21.799	49	28.934	1:21.034	49	30.502	1:22.967	49	31.190	1:21.465	49	31.797	1:21.400
49	28.755	1:21.366	74	29.191	1:21.005	74	30.998	1:23.206	74	31.737	1:21.516	74	33.706	1:22.762
74	29.041	1:21.435	96	33.404	1:22.037	96	34.135	1:22.130	96	34.875	1:21.517	96	36.009	1:21.927
96	32.222	1:21.710	7	35.340	1:21.874	7	35.717	1:21.776	7	36.861	1:21.921	7	37.937	1:21.869
7	34.321	1:22.117	55	35.675	1:21.834	55	36.388	1:22.112	55	37.399	1:21.788	55	38.742	1:22.136
55	34.696	1:22.025	67	39.779	1:22.209	14	2 Laps	1:33.017	67	42.254	1:22.433	67	43.737	1:22.276
67	38.425	1:21.944	60	45.277	1:22.752	67	40.598	1:22.218	60	48.643	1:23.117	60	50.212	1:22.362
60	43.380	1:22.554	44	1 Lap	1:23.722	60	46.303	1:22.425	14	2 Laps	1:33.013	95	54.743	1:23.589
44	1 Lap	1:24.655	95	47.275	1:22.822	95	49.315	1:23.439	95	51.947	1:23.409	14	2 Laps	1:28.460
95	45.308	1:23.427	64	1:00.461	1:22.716	44	1 Lap	1:25.454	44	1 Lap	1:24.992	44	1 Lap	1:23.227
64	58.600	1:23.011	2	1:07.663	1:22.738	64	1:01.742	1:22.680	64	1:03.740	1:22.775	64	1:05.780	1:22.833
2	1:05.780	1:23.251				2	1:09.629	1:23.365	2	1:12.029	1:23.177	2	1:13.967	1:22.731

2024 MSV Trackdays Enduro KA Series

RACE 13 - LAP CHART

LAP 26 @ 12:59:46.571			LAP 27 @ 13:01:07.674			LAP 28 @ 13:02:28.353			LAP 29 @ 13:03:48.859			LAP 30 @ 13:05:09.182		
NO	BEHIND	LAP TIME	NO	BEHIND	LAP TIME	NO	BEHIND	LAP TIME	NO	BEHIND	LAP TIME	NO	BEHIND	LAP TIME
12		1:20.273	46		1:20.938	46		1:20.679	46		1:20.506	46		1:20.323
46	0.165	1:20.830	81	0.131	1:20.881	12	0.203	1:20.735	12	0.346	1:20.649	12	0.307	1:20.284
81	0.353	1:20.591	12	0.147	1:21.250	81	0.443	1:20.991	81	0.561	1:20.624	81	0.582	1:20.344
8	0.692	1:20.727	8	0.392	1:20.803	8	1.050	1:21.337	2	1 Lap	1:23.172	333	1.537	1:20.651
112	1.084	1:20.827	112	0.562	1:20.581	333	1.188	1:21.057	333	1.209	1:20.527	8	1.858	1:20.907
333	1.521	1:20.477	333	0.810	1:20.392	125	1.576	1:21.085	8	1.274	1:20.730	125	2.277	1:21.027
125	1.874	1:20.515	125	1.170	1:20.399	112	1.855	1:21.972	125	1.573	1:20.503	112	2.666	1:21.123
180	2.520	1:20.455	114	6.102	1:21.296	114	6.650	1:21.227	112	1.866	1:20.517	2	1 Lap	1:23.070
114	5.909	1:21.134	65	11.968	1:21.140	3	1 Lap	1:20.805	114	7.177	1:21.033	114	8.023	1:21.169
65	11.931	1:20.838	3	1 Lap	1:21.018	65	12.377	1:21.088	3	1 Lap	1:21.252	3	1 Lap	1:20.407
3	1 Lap	1:20.994	180	12.634	1:31.217	180	12.758	1:20.803	65	13.477	1:21.606	65	13.550	1:20.396
22	13.997	1:21.263	22	14.344	1:21.450	22	14.984	1:21.319	180	13.947	1:21.695	180	14.192	1:20.568
121	18.836	1:20.885	121	18.614	1:20.881	121	18.780	1:20.845	22	16.029	1:21.551	22	16.876	1:21.170
888	19.979	1:21.543	888	19.988	1:21.112	888	20.489	1:21.180	121	18.948	1:20.674	121	19.024	1:20.399
747	20.329	1:20.710	747	20.468	1:21.242	747	21.524	1:21.735	888	21.061	1:21.078	888	21.767	1:21.029
11	21.139	1:21.302	11	20.755	1:20.719	11	21.677	1:21.601	747	22.006	1:20.988	747	22.508	1:20.825
21	21.564	1:21.183	21	21.233	1:20.772	21	21.961	1:21.407	11	22.215	1:21.044	11	22.824	1:20.932
126	22.100	1:21.301	126	22.155	1:21.158	126	22.787	1:21.311	21	22.627	1:21.172	21	23.133	1:20.829
27	2 Laps	1:25.924	27	2 Laps	1:23.826	27	2 Laps	1:23.604	126	23.219	1:20.938	126	23.468	1:20.572
1	29.240	1:22.222	1	30.419	1:22.282	1	31.744	1:22.004	27	2 Laps	1:23.213	27	2 Laps	1:23.573
6	1 Lap	1:22.243	6	1 Lap	1:22.107	6	1 Lap	1:22.359	1	32.932	1:21.694	1	34.221	1:21.612
49	32.627	1:21.495	49	33.054	1:21.530	49	33.813	1:21.438	49	34.267	1:20.960	49	34.910	1:20.966
74	35.489	1:22.448	96	36.447	1:21.060	96	37.320	1:21.552	6	1 Lap	1:22.763	6	1 Lap	1:22.313
96	36.490	1:21.146	74	37.050	1:22.664	74	38.509	1:22.138	96	38.470	1:21.656	96	39.378	1:21.231
7	39.108	1:21.836	7	40.084	1:22.079	7	40.982	1:21.577	74	40.016	1:22.013	74	41.357	1:21.664
55	40.803	1:22.726	55	42.019	1:22.319	55	43.723	1:22.383	7	42.236	1:21.760	7	43.557	1:21.644
67	46.086	1:23.014	67	47.808	1:22.825	67	49.666	1:22.537	55	45.321	1:22.104	55	47.018	1:22.020
60	52.389	1:22.842	60	53.886	1:22.600	60	56.159	1:22.952	67	51.742	1:22.582	67	53.991	1:22.572
95	58.009	1:23.931	95	1:01.029	1:24.123	275	2 Laps	4:39.333	60	58.394	1:22.741	60	1:00.631	1:22.560
44	1 Lap	1:23.421	44	1 Lap	1:24.517	95	1:04.432	1:24.082	275	2 Laps	1:22.159	275	2 Laps	1:21.745
14	2 Laps	1:26.380	14	2 Laps	1:26.085	44	1 Lap	1:23.996	95	1:06.947	1:23.021	95	1:10.546	1:23.922
64	1:08.209	1:23.094	64	1:10.224	1:23.118	14	2 Laps	1:26.423	44	1 Lap	1:23.365	44	1 Lap	1:23.429
2	1:17.027	1:23.725	2	1:18.755	1:22.831	64	1:13.029	1:23.484	64	1:16.054	1:23.531	64	1:18.277	1:22.546
									14	2 Laps	1:26.554			

2024 MSV Trackdays Enduro KA Series

RACE 13 - LAP CHART

LAP 31 @ 13:06:29.267			LAP 32 @ 13:07:49.508			LAP 33 @ 13:09:09.622			LAP 34 @ 13:10:30.346			LAP 35 @ 13:11:50.960		
NO	BEHIND	LAP TIME	NO	BEHIND	LAP TIME	NO	BEHIND	LAP TIME	NO	BEHIND	LAP TIME	NO	BEHIND	LAP TIME
46		1:20.085	46		1:20.241	46		1:20.114	12		1:20.434	12		1:20.614
12	0.281	1:20.059	12	0.281	1:20.241	12	0.290	1:20.123	81	0.197	1:20.344	81	0.177	1:20.594
81	0.506	1:20.009	81	0.528	1:20.263	81	0.577	1:20.163	46	0.460	1:21.184	46	0.676	1:20.830
8	2.232	1:20.459	64	1 Lap	1:23.640	44	2 Laps	1:26.151	95	1 Lap	1:23.751	333	3.459	1:20.355
333	2.376	1:20.924	333	2.979	1:20.844	333	3.544	1:20.679	333	3.718	1:20.898	8	3.736	1:20.312
125	2.752	1:20.560	8	3.293	1:21.302	8	3.785	1:20.606	8	4.038	1:20.977	95	1 Lap	1:23.246
112	2.985	1:20.404	125	3.634	1:21.123	125	4.123	1:20.603	125	4.353	1:20.954	125	4.328	1:20.589
14	3 Laps	1:26.469	112	3.828	1:21.084	112	4.586	1:20.872	112	4.961	1:21.099	112	4.728	1:20.381
2	1 Lap	1:21.990	114	9.345	1:20.813	64	1 Lap	1:23.348	64	1 Lap	1:23.433	64	1 Lap	1:22.831
114	8.773	1:20.835	14	3 Laps	1:26.750	114	10.084	1:20.853	44	2 Laps	1:26.515	114	10.437	1:20.822
3	1 Lap	1:20.486	2	1 Lap	1:26.624	3	1 Lap	1:20.820	114	10.229	1:20.869	44	2 Laps	1:23.720
65	13.944	1:20.479	3	1 Lap	1:20.357	65	14.823	1:20.747	3	1 Lap	1:20.822	3	1 Lap	1:20.570
180	14.942	1:20.835	65	14.190	1:20.487	2	1 Lap	1:24.130	65	14.946	1:20.847	65	14.846	1:20.514
22	18.161	1:21.370	180	16.224	1:21.523	180	17.346	1:21.236	2	1 Lap	1:21.781	180	18.262	1:21.545
121	19.368	1:20.429	121	19.260	1:20.133	14	3 Laps	1:26.920	180	17.331	1:20.709	121	19.391	1:20.477
888	22.759	1:21.077	22	19.659	1:21.739	121	19.674	1:20.528	121	19.528	1:20.578	2	1 Lap	1:23.167
11	23.359	1:20.620	888	23.845	1:21.327	22	20.298	1:20.753	22	20.799	1:21.225	22	21.351	1:21.166
747	23.635	1:21.212	11	24.153	1:21.035	888	25.278	1:21.547	14	3 Laps	1:26.053	11	26.987	1:21.343
21	23.810	1:20.762	126	25.367	1:21.432	11	25.604	1:21.565	888	25.877	1:21.323	888	27.134	1:21.871
126	24.176	1:20.793	747	25.778	1:22.384	126	26.353	1:21.100	11	26.258	1:21.378	126	27.754	1:21.659
1	36.415	1:22.279	21	25.847	1:22.278	747	26.808	1:21.144	126	26.709	1:21.080	747	28.479	1:21.425
49	36.914	1:22.089	49	38.363	1:21.690	21	27.266	1:21.533	747	27.668	1:21.584	21	28.545	1:21.468
27	2 Laps	1:24.079	1	38.817	1:22.643	49	40.047	1:21.798	21	27.691	1:21.149	14	3 Laps	1:27.106
6	1 Lap	1:22.131	96	41.254	1:21.483	1	40.684	1:21.981	49	40.966	1:21.643	49	41.857	1:21.505
96	40.012	1:20.719	6	1 Lap	1:23.228	96	42.483	1:21.343	1	41.910	1:21.950	1	42.856	1:21.560
74	43.231	1:21.959	27	2 Laps	1:24.547	6	1 Lap	1:21.932	96	43.684	1:21.925	96	44.217	1:21.147
7	45.281	1:21.809	74	45.293	1:22.303	27	2 Laps	1:23.053	6	1 Lap	1:22.047	6	1 Lap	1:22.126
55	48.982	1:22.049	7	46.501	1:21.461	74	47.235	1:22.056	27	2 Laps	1:23.246	74	49.663	1:22.438
67	56.841	1:22.935	55	50.610	1:21.869	7	47.869	1:21.482	74	47.839	1:21.328	7	49.979	1:21.890
60	1:03.524	1:22.978	67	59.864	1:23.264	55	52.645	1:22.149	7	48.703	1:21.558	27	2 Laps	1:23.912
275	2 Laps	1:21.500	60	1:05.939	1:22.656	67	1:02.656	1:22.906	55	54.562	1:22.641	55	55.978	1:22.030
95	1:14.169	1:23.708	275	2 Laps	1:21.704	60	1:08.513	1:22.688	67	1:04.891	1:22.959	67	1:06.475	1:22.198
44	1 Lap	1:23.936	95	1:18.469	1:24.541	275	2 Laps	1:21.827	275	2 Laps	1:21.397	60	1:12.271	1:22.130
									60	1:10.755	1:22.966	275	2 Laps	1:25.891 P

2024 MSV Trackdays Enduro KA Series

RACE 13 - LAP CHART

LAP 36 @ 13:13:11.617			LAP 37 @ 13:14:32.163			LAP 38 @ 13:15:52.675			LAP 39 @ 13:17:12.828			LAP 40 @ 13:18:33.169		
NO	BEHIND	LAP TIME	NO	BEHIND	LAP TIME	NO	BEHIND	LAP TIME	NO	BEHIND	LAP TIME	NO	BEHIND	LAP TIME
12		1:20.657	12		1:20.546	12		1:20.512	12		1:20.153	12		1:20.341
81	0.185	1:20.665	81	0.201	1:20.562	81	0.193	1:20.504	81	0.177	1:20.137	81	0.160	1:20.324
46	0.503	1:20.484	46	0.546	1:20.589	46	0.627	1:20.593	46	0.587	1:20.113	46	0.548	1:20.302
333	3.307	1:20.505	333	3.505	1:20.744	333	3.318	1:20.325	333	3.636	1:20.471	60	1 Lap	1:23.608
8	3.761	1:20.682	8	3.921	1:20.706	8	3.963	1:20.554	8	3.936	1:20.126	333	3.186	1:19.891
112	6.193	1:22.122	112	6.206	1:20.559	112	6.074	1:20.380	112	6.356	1:20.435	8	3.557	1:19.962
125	6.464	1:22.793	125	6.776	1:20.858	125	6.788	1:20.524	125	6.745	1:20.110	112	6.507	1:20.492
114	10.676	1:20.896	114	11.063	1:20.933	114	11.093	1:20.542	114	11.979	1:21.039	125	6.926	1:20.522
64	1 Lap	1:22.615	64	1 Lap	1:21.807	3	1 Lap	1:20.387	3	1 Lap	1:20.186	114	12.473	1:20.835
95	1 Lap	1:28.460 P	3	1 Lap	1:20.184	65	15.038	1:20.879	65	15.411	1:20.526	3	1 Lap	1:20.175
3	1 Lap	1:20.160	65	14.671	1:20.290	64	1 Lap	1:24.014	64	1 Lap	1:21.429	65	15.654	1:20.584
65	14.927	1:20.738	180	18.689	1:20.469	180	19.993	1:21.816	180	20.590	1:20.750	64	1 Lap	1:21.671
44	2 Laps	1:24.937	121	20.107	1:21.272	121	20.265	1:20.670	121	21.052	1:20.940	121	21.336	1:20.625
180	18.766	1:21.161	44	2 Laps	1:25.071	44	2 Laps	1:23.460	22	26.271	1:22.682	180	21.752	1:21.503
121	19.381	1:20.647	22	22.928	1:21.623	22	23.742	1:21.326	95	3 Laps	4:17.198	22	27.854	1:21.924
2	1 Lap	1:23.059	2	1 Lap	1:24.227	2	1 Lap	1:23.757	44	2 Laps	1:25.346	95	3 Laps	1:22.040
22	21.851	1:21.157	11	28.860	1:21.557	11	29.092	1:20.744	126	30.933	1:21.449	44	2 Laps	1:22.600
11	27.849	1:21.519	126	29.489	1:21.539	126	29.637	1:20.660	888	31.149	1:21.114	126	31.506	1:20.914
888	28.060	1:21.583	21	29.837	1:21.510	888	30.188	1:20.684	21	31.815	1:21.391	888	32.094	1:21.286
126	28.496	1:21.399	888	30.016	1:22.502	21	30.577	1:21.252	747	32.035	1:21.108	21	32.102	1:20.628
21	28.873	1:20.985	747	30.883	1:22.073	747	31.080	1:20.709	11	32.220	1:23.281	747	32.555	1:20.861
747	29.356	1:21.534	14	3 Laps	1:26.296	96	46.657	1:22.597	2	1 Lap	1:24.055	11	32.570	1:20.691
14	3 Laps	1:25.634	1	44.445	1:21.637	14	3 Laps	1:26.506	275	5 Laps	4:52.037	2	1 Lap	1:22.548
49	42.713	1:21.513	96	44.572	1:20.710	1	47.021	1:23.088	96	48.033	1:21.529	275	5 Laps	1:21.461
1	43.354	1:21.155	49	48.030	1:25.863 P	6	1 Lap	1:23.757	1	48.899	1:22.031	96	49.096	1:21.404
96	44.408	1:20.848	6	1 Lap	1:23.475	74	54.444	1:22.008	14	3 Laps	1:25.375	1	49.820	1:21.262
6	1 Lap	1:22.610	7	52.720	1:21.626	7	54.504	1:22.296	49	1 Lap	2:49.190	14	3 Laps	1:25.431
7	51.640	1:22.318	74	52.948	1:21.684	27	2 Laps	1:23.305	7	56.903	1:22.552	7	58.793	1:22.231
74	51.810	1:22.804	27	2 Laps	1:23.023	55	59.869	1:21.722	74	57.178	1:22.887	74	59.050	1:22.213
27	2 Laps	1:22.574	55	58.659	1:21.923	67	1:11.510	1:22.200	6	1 Lap	1:24.250	6	1 Lap	1:21.988
55	57.282	1:21.961	67	1:09.822	1:22.335	60	1:18.307	1:22.383	27	2 Laps	1:23.193	49	1 Lap	1:24.829
67	1:08.033	1:22.215	60	1:16.436	1:22.595				55	1:01.848	1:22.132	55	1:03.454	1:21.947
60	1:14.387	1:22.773							67	1:14.009	1:22.652	27	2 Laps	1:23.546
												67	1:16.291	1:22.623

2024 MSV Trackdays Enduro KA Series

RACE 13 - LAP CHART

LAP 41 @ 13:19:53.656			LAP 42 @ 13:21:14.035			LAP 43 @ 13:22:34.603			LAP 44 @ 13:23:55.226			LAP 45 @ 13:25:16.109		
NO	BEHIND	LAP TIME	NO	BEHIND	LAP TIME	NO	BEHIND	LAP TIME	NO	BEHIND	LAP TIME	NO	BEHIND	LAP TIME
12		1:20.487	12		1:20.379	12		1:20.568	12		1:20.623	46		1:20.112
81	0.174	1:20.501	81	0.165	1:20.370	81	0.150	1:20.553	81	0.268	1:20.741	12	0.183	1:21.066
46	0.578	1:20.517	46	0.748	1:20.549	46	0.448	1:20.268	46	0.771	1:20.946	81	0.394	1:21.009
60	1 Lap	1:21.705	333	3.463	1:20.830	67	1 Lap	1:23.147	67	1 Lap	1:22.167	333	3.073	1:20.863
333	3.012	1:20.313	8	3.758	1:20.754	333	3.369	1:20.474	333	3.093	1:20.347	8	3.424	1:20.742
8	3.383	1:20.313	60	1 Lap	1:22.610	8	3.727	1:20.537	8	3.565	1:20.461	67	1 Lap	1:22.612
112	6.577	1:20.557	112	6.692	1:20.494	60	1 Lap	1:22.071	125	8.212	1:21.613	125	8.433	1:21.104
125	7.068	1:20.629	125	7.179	1:20.490	112	6.698	1:20.574	112	8.340	1:22.265	112	8.905	1:21.448
3	1 Lap	1:20.102	3	1 Lap	1:20.465	125	7.222	1:20.611	60	1 Lap	1:23.595	60	1 Lap	1:21.931
114	13.345	1:21.359	114	13.484	1:20.518	3	1 Lap	1:20.654	3	1 Lap	1:20.629	3	1 Lap	1:20.407
65	16.242	1:21.075	65	16.667	1:20.804	114	13.580	1:20.664	114	13.814	1:20.857	114	13.312	1:20.381
64	1 Lap	1:21.815	121	21.635	1:20.869	65	17.231	1:21.132	65	17.589	1:20.981	65	17.553	1:20.847
121	21.145	1:20.296	180	22.351	1:21.151	121	21.653	1:20.586	121	22.163	1:21.133	121	22.099	1:20.819
180	21.579	1:20.314	64	1 Lap	1:23.492	180	22.897	1:21.114	64	1 Lap	1:21.904	64	1 Lap	1:22.218
22	29.272	1:21.905	22	30.318	1:21.425	64	1 Lap	1:21.948	180	27.774	1:25.500 P	126	37.035	1:23.044
95	3 Laps	1:21.312	95	3 Laps	1:20.917	95	3 Laps	1:22.459	22	34.154	1:21.616	747	37.502	1:21.404
126	32.520	1:21.501	126	33.191	1:21.050	22	33.161	1:23.411	95	3 Laps	1:22.299	21	37.873	1:23.173
21	32.893	1:21.278	21	33.581	1:21.067	126	33.986	1:21.363	126	34.874	1:21.511	22	37.987	1:24.716
747	34.108	1:22.040	747	36.040	1:22.311	21	34.419	1:21.406	21	35.583	1:21.787	95	3 Laps	1:24.492
888	34.327	1:22.720	888	36.107	1:22.159	747	36.750	1:21.278	747	36.981	1:20.854	888	38.345	1:21.686
44	2 Laps	1:24.782	44	2 Laps	1:24.188	888	37.088	1:21.549	888	37.542	1:21.077	2	1 Lap	1:22.717
2	1 Lap	1:23.082	2	1 Lap	1:23.176	2	1 Lap	1:22.687	2	1 Lap	1:22.894	44	2 Laps	1:23.632
275	5 Laps	1:22.227	275	5 Laps	1:21.968	44	2 Laps	1:24.896	44	2 Laps	1:23.915	11	54.591	1:21.976
96	49.866	1:21.257	96	50.405	1:20.918	96	51.979	1:22.142	96	52.886	1:21.530	1	55.248	1:21.716
1	50.531	1:21.198	11	51.145	1:20.708	11	53.238	1:22.661	11	53.498	1:20.883	96	55.544	1:23.541 P
11	50.816	1:38.733	1	51.655	1:21.503	1	53.820	1:22.733	1	54.415	1:21.218	275	5 Laps	1:22.158
7	1:00.756	1:22.450	7	1:02.750	1:22.373	275	5 Laps	1:24.468	275	5 Laps	1:22.142	7	1:11.914	1:26.344
14	3 Laps	1:26.456	6	1 Lap	1:23.937	7	1:04.585	1:22.403	7	1:06.453	1:22.491	55	1:14.965	1:22.946
6	1 Lap	1:23.922	14	3 Laps	1:26.019	6	1 Lap	1:23.321	6	1 Lap	1:23.053	6	1 Lap	1:23.727
49	1 Lap	1:24.399	55	1:08.971	1:23.996	55	1:11.561	1:23.158	55	1:12.902	1:21.964	74	1:17.558	1:22.310
55	1:05.354	1:22.387	49	1 Lap	1:24.825	49	1 Lap	1:24.382	49	1 Lap	1:23.173	49	1 Lap	1:23.420
27	2 Laps	1:22.828	27	2 Laps	1:24.015	27	2 Laps	1:24.380	74	1:16.131	1:22.191	27	2 Laps	1:23.115
74	1:11.822	1:33.259	74	1:13.579	1:22.136	74	1:14.563	1:21.552	27	2 Laps	1:23.303			
67	1:19.180	1:23.376				14	3 Laps	1:26.572	14	3 Laps	1:24.538			

2024 MSV Trackdays Enduro KA Series

RACE 13 - LAP CHART

LAP 46 @ 13:26:36.835			LAP 47 @ 13:27:56.820			LAP 48 @ 13:29:17.151			LAP 49 @ 13:30:37.521			LAP 50 @ 13:31:58.122		
NO	BEHIND	LAP TIME	NO	BEHIND	LAP TIME	NO	BEHIND	LAP TIME	NO	BEHIND	LAP TIME	NO	BEHIND	LAP TIME
81		1:20.332	81		1:19.985	81		1:20.331	81		1:20.370	81		1:20.601
46	0.486	1:21.212	46	0.617	1:20.116	46	0.409	1:20.123	46	0.689	1:20.650	46	0.308	1:20.220
12	0.871	1:21.414	12	0.852	1:19.966	12	0.844	1:20.323	12	1.014	1:20.540	12	0.727	1:20.314
333	2.965	1:20.618	27	3 Laps	1:23.617	49	2 Laps	1:22.718	55	1 Lap	1:22.944	8	2.691	1:19.996
8	3.306	1:20.608	333	3.128	1:20.148	8	3.924	1:20.659	74	1 Lap	1:22.609	74	1 Lap	1:22.204
14	4 Laps	1:27.351	8	3.596	1:20.275	333	4.105	1:21.308	8	3.296	1:19.742	55	1 Lap	1:22.759
67	1 Lap	1:21.904	125	9.292	1:20.716	27	3 Laps	1:23.979	49	2 Laps	1:22.532	333	4.794	1:21.074
125	8.561	1:20.854	67	1 Lap	1:23.585	125	9.991	1:21.030	333	4.321	1:20.586	49	2 Laps	1:22.452
112	8.777	1:20.598	112	9.611	1:20.819	112	10.597	1:21.317	6	2 Laps	1:27.860 P	125	10.792	1:20.892
60	1 Lap	1:22.060	3	1 Lap	1:20.248	67	1 Lap	1:22.705	27	3 Laps	1:23.589	112	11.064	1:20.874
3	1 Lap	1:20.398	14	4 Laps	1:28.252	3	1 Lap	1:20.107	125	10.501	1:20.880	3	1 Lap	1:20.034
114	12.724	1:20.138	114	13.344	1:20.605	114	15.166	1:22.153	112	10.791	1:20.564	27	3 Laps	1:24.875
65	17.870	1:21.043	180	2 Laps	3:47.880	180	2 Laps	1:23.069	3	1 Lap	1:20.710	67	1 Lap	1:21.136
121	21.994	1:20.621	60	1 Lap	1:22.623	60	1 Lap	1:23.429	67	1 Lap	1:21.696	114	15.701	1:20.738
64	1 Lap	1:22.647	65	18.579	1:20.694	65	19.032	1:20.784	114	15.564	1:20.768	65	19.437	1:21.028
126	37.578	1:21.269	121	22.404	1:20.395	14	4 Laps	1:26.950	180	2 Laps	1:21.996	180	2 Laps	1:23.429
747	37.832	1:21.056	64	1 Lap	1:21.950	121	22.886	1:20.813	65	19.010	1:20.348	60	1 Lap	1:22.484
21	38.255	1:21.108	747	39.539	1:21.692	64	1 Lap	1:22.242	60	1 Lap	1:22.621	121	24.099	1:21.100
95	3 Laps	1:21.313	21	39.815	1:21.545	747	41.062	1:21.854	121	23.600	1:21.084	14	4 Laps	1:24.432
888	38.854	1:21.235	126	40.153	1:22.560	21	41.535	1:22.051	14	4 Laps	1:24.960	64	1 Lap	1:22.099
22	39.386	1:22.125	888	40.404	1:21.535	888	41.791	1:21.718	64	1 Lap	1:22.131	747	42.303	1:21.232
2	1 Lap	1:22.873	95	3 Laps	1:22.421	126	42.100	1:22.278	747	41.672	1:20.980	21	42.860	1:21.482
44	2 Laps	1:23.587	22	41.276	1:21.875	95	3 Laps	1:22.050	21	41.979	1:20.814	888	43.066	1:21.262
11	54.734	1:20.869	2	1 Lap	1:22.840	22	43.099	1:22.154	888	42.405	1:20.984	126	43.509	1:21.295
1	55.862	1:21.340	11	55.297	1:20.548	2	1 Lap	1:23.587	126	42.815	1:21.085	95	3 Laps	1:21.095
275	5 Laps	1:21.726	44	2 Laps	1:24.054	11	56.319	1:21.353	95	3 Laps	1:20.907	22	44.240	1:21.153
7	1:12.941	1:21.753	1	57.439	1:21.562	44	2 Laps	1:23.673	22	43.688	1:20.959	11	57.409	1:21.146
55	1:16.300	1:22.061	275	5 Laps	1:21.568	275	5 Laps	1:21.955	11	56.864	1:20.915	2	1 Lap	1:22.707
6	1 Lap	1:22.095	96	1 Lap	2:50.719	1	1:04.971	1:27.863 P	2	1 Lap	1:22.885	44	2 Laps	1:23.078
74	1:18.254	1:21.422	7	1:15.149	1:22.193	96	1 Lap	1:21.750	275	5 Laps	1:21.970	96	1 Lap	1:21.569
49	1 Lap	1:21.925	55	1:19.121	1:22.806	7	1:17.367	1:22.549	44	2 Laps	1:23.865	275	5 Laps	1:26.726 P
			6	1 Lap	1:22.812				96	1 Lap	1:21.126			
			74	1:19.696	1:21.427				7	1:19.302	1:22.305			

2024 MSV Trackdays Enduro KA Series

RACE 13 - LAP CHART

LAP 51 @ 13:33:18.638			LAP 52 @ 13:34:39.235			LAP 53 @ 13:35:59.696			LAP 54 @ 13:37:21.084			LAP 55 @ 13:38:42.688		
NO	BEHIND	LAP TIME	NO	BEHIND	LAP TIME	NO	BEHIND	LAP TIME	NO	BEHIND	LAP TIME	NO	BEHIND	LAP TIME
81		1:20.516	81		1:20.597	81		1:20.461	81		1:21.388	8		1:21.161
12	0.715	1:20.504	12	0.642	1:20.524	12	0.468	1:20.287	12	0.105	1:21.025	12	1.278	1:22.777
7	1 Lap	1:22.684	7	1 Lap	1:21.030	46	1.090	1:20.244	8	0.443	1:20.337	46	1.865	1:22.844
46	1.013	1:21.221	46	1.307	1:20.891	8	1.494	1:20.422	46	0.625	1:20.923	81	2.601	1:24.205
8	2.218	1:20.043	8	1.533	1:19.912	7	1 Lap	1:21.873	7	1 Lap	1:21.457	333	2.897	1:20.942
74	1 Lap	1:20.793	6	4 Laps	3:59.224	333	4.546	1:21.008	333	3.559	1:20.401	44	3 Laps	1:26.703
333	4.110	1:19.832	333	3.999	1:20.486	74	1 Lap	1:22.975	74	1 Lap	1:22.111	7	1 Lap	1:22.257
55	1 Lap	1:21.857	74	1 Lap	1:21.458	55	1 Lap	1:22.780	55	1 Lap	1:21.653	74	1 Lap	1:21.735
49	2 Laps	1:21.793	55	1 Lap	1:21.524	49	2 Laps	1:22.238	3	1 Lap	1:20.396	55	1 Lap	1:21.772
125	11.049	1:20.773	49	2 Laps	1:22.509	3	1 Lap	1:20.595	125	11.145	1:20.407	3	1 Lap	1:19.899
112	11.284	1:20.736	125	11.405	1:20.953	125	12.126	1:21.182	112	11.359	1:20.199	125	9.739	1:20.198
3	1 Lap	1:20.048	3	1 Lap	1:20.722	112	12.548	1:20.871	49	2 Laps	1:22.717	112	10.153	1:20.398
67	1 Lap	1:21.588	112	12.138	1:21.451	6	4 Laps	1:30.099	114	16.522	1:20.962	49	2 Laps	1:21.580
27	3 Laps	1:22.943	67	1 Lap	1:21.979	114	16.948	1:21.153	6	4 Laps	1:26.113	114	15.682	1:20.764
114	15.750	1:20.565	114	16.256	1:21.103	67	1 Lap	1:22.567	67	1 Lap	1:21.923	65	20.609	1:23.078
65	19.547	1:20.626	27	3 Laps	1:23.513	65	20.153	1:20.953	65	19.135	1:20.370	67	1 Lap	1:24.877
180	2 Laps	1:22.231	65	19.661	1:20.711	27	3 Laps	1:23.641	121	23.053	1:20.574	121	22.056	1:20.607
60	1 Lap	1:22.456	121	23.762	1:20.769	121	23.867	1:20.566	27	3 Laps	1:23.001	6	4 Laps	1:26.922
121	23.590	1:20.007	180	2 Laps	1:22.177	180	2 Laps	1:21.696	180	2 Laps	1:21.563	27	3 Laps	1:22.677
14	4 Laps	1:25.368	60	1 Lap	1:22.373	60	1 Lap	1:22.053	60	1 Lap	1:21.615	180	2 Laps	1:21.177
64	1 Lap	1:22.326	14	4 Laps	1:25.932	64	1 Lap	1:22.794	747	43.755	1:20.955	60	1 Lap	1:22.044
747	42.795	1:21.008	64	1 Lap	1:22.662	14	4 Laps	1:26.709	64	1 Lap	1:22.846	126	2 Laps	3:47.118
21	43.077	1:20.733	747	43.635	1:21.437	747	44.188	1:21.014	21	45.371	1:21.829	747	43.395	1:21.244
888	43.448	1:20.898	21	44.658	1:22.178	21	44.930	1:20.733	888	45.638	1:21.746	64	1 Lap	1:21.839
126	44.079	1:21.086	888	44.835	1:21.984	888	45.280	1:20.906	95	3 Laps	1:21.332	21	45.184	1:21.417
95	3 Laps	1:21.270	95	3 Laps	1:21.783	95	3 Laps	1:21.177	22	46.925	1:21.272	888	45.373	1:21.339
22	44.867	1:21.143	22	45.824	1:21.554	22	47.041	1:21.678	14	4 Laps	1:26.518	95	3 Laps	1:21.209
1	2 Laps	3:54.925	126	48.405	1:24.923 P	275	7 Laps	3:52.517	11	1:01.070	1:21.136	22	46.267	1:20.946
11	58.566	1:21.673	11	1:00.081	1:22.112	11	1:01.322	1:21.702	275	7 Laps	1:23.566	14	4 Laps	1:24.985
2	1 Lap	1:22.199	1	2 Laps	1:22.966	1	2 Laps	1:21.918	1	2 Laps	1:21.857	11	1:01.199	1:21.733
96	1 Lap	1:21.227	2	1 Lap	1:22.810	2	1 Lap	1:22.914	96	1 Lap	1:21.444	275	7 Laps	1:22.463
44	2 Laps	1:25.300	96	1 Lap	1:21.931	96	1 Lap	1:21.205	2	1 Lap	1:28.748 P	1	2 Laps	1:22.357
			44	2 Laps	1:23.978	44	2 Laps	1:25.940				96	1 Lap	1:21.321

2024 MSV Trackdays Enduro KA Series

RACE 13 - LAP CHART

LAP 56 @ 13:40:03.682			LAP 57 @ 13:41:24.544			LAP 58 @ 13:42:44.992			LAP 59 @ 13:44:05.275			LAP 60 @ 13:45:25.207		
NO	BEHIND	LAP TIME	NO	BEHIND	LAP TIME	NO	BEHIND	LAP TIME	NO	BEHIND	LAP TIME	NO	BEHIND	LAP TIME
8		1:20.994	8		1:20.862	8		1:20.448	8		1:20.283	8		1:19.932
12	1.009	1:20.725	12	0.530	1:20.383	12	0.366	1:20.284	12	0.330	1:20.247	12	0.319	1:19.921
46	1.846	1:20.975	46	1.753	1:20.769	46	1.656	1:20.351	46	1.600	1:20.227	46	1.498	1:19.830
333	5.060	1:23.157	333	5.083	1:20.885	81	5.142	1:20.315	81	5.453	1:20.594	81	6.167	1:20.646
7	1 Lap	1:23.027	81	5.275	1:20.480	333	5.575	1:20.940	333	5.866	1:20.574	333	6.233	1:20.299
81	5.657	1:24.050	7	1 Lap	1:21.710	7	1 Lap	1:21.435	3	1 Lap	1:20.193	3	1 Lap	1:20.498
3	1 Lap	1:20.422	3	1 Lap	1:20.894	3	1 Lap	1:20.227	7	1 Lap	1:21.772	125	9.828	1:20.472
55	1 Lap	1:21.858	125	9.412	1:20.722	125	9.351	1:20.387	125	9.288	1:20.220	7	1 Lap	1:21.184
125	9.552	1:20.807	55	1 Lap	1:21.456	112	9.761	1:20.180	112	9.621	1:20.143	112	10.245	1:20.556
112	10.527	1:21.368	112	10.029	1:20.364	55	1 Lap	1:21.285	55	1 Lap	1:21.532	11	3 Laps	4:31.338
44	3 Laps	1:28.752	44	3 Laps	1:23.634	114	15.618	1:20.959	114	16.093	1:20.758	55	1 Lap	1:21.704
49	2 Laps	1:23.202	114	15.107	1:20.520	44	3 Laps	1:23.886	49	2 Laps	1:22.724	114	17.263	1:21.102
114	15.449	1:20.761	49	2 Laps	1:22.113	49	2 Laps	1:22.277	44	3 Laps	1:25.041	65	24.665	1:22.059
74	1 Lap	1:28.909 P	65	21.188	1:21.280	121	21.753	1:20.872	121	21.930	1:20.460	44	3 Laps	1:23.888
65	20.770	1:21.155	121	21.329	1:20.540	65	22.257	1:21.517	65	22.538	1:20.564	121	26.280	1:24.282 P
121	21.651	1:20.589	67	1 Lap	1:21.992	2	4 Laps	4:36.325	67	1 Lap	1:22.319	67	1 Lap	1:22.212
67	1 Lap	1:21.993	180	2 Laps	1:22.056	67	1 Lap	1:22.599	180	2 Laps	1:21.844	180	2 Laps	1:21.599
180	2 Laps	1:22.522	27	3 Laps	1:23.179	180	2 Laps	1:21.591	2	4 Laps	1:25.961	2	4 Laps	1:26.296
27	3 Laps	1:24.452	60	1 Lap	1:22.429	60	1 Lap	1:22.724	60	1 Lap	1:22.476	60	1 Lap	1:22.610
6	4 Laps	1:26.246	6	4 Laps	1:26.003	27	3 Laps	1:23.769	27	3 Laps	1:22.583	27	3 Laps	1:23.620
60	1 Lap	1:22.561	126	2 Laps	1:22.984	126	2 Laps	1:22.222	126	2 Laps	1:22.282	126	2 Laps	1:23.347
126	2 Laps	1:25.660	747	44.387	1:21.524	6	4 Laps	1:27.368	6	4 Laps	1:25.231	747	50.263	1:23.418
747	43.725	1:21.324	21	45.973	1:21.277	22	1 Lap	2:37.867	747	46.777	1:21.810	21	50.580	1:23.474
21	45.558	1:21.368	888	47.342	1:22.340	747	45.250	1:21.311	21	47.038	1:20.885	95	3 Laps	1:22.175
95	3 Laps	1:20.810	95	3 Laps	1:22.376	21	46.436	1:20.911	22	1 Lap	1:23.165	6	4 Laps	1:26.630
888	45.864	1:21.485	64	1 Lap	1:21.522	95	3 Laps	1:21.763	95	3 Laps	1:20.831	22	1 Lap	1:25.101
64	1 Lap	1:23.949	555	31 Laps	43:32.808	64	1 Lap	1:21.931	888	51.237	1:21.383	888	54.255	1:22.950
22	48.299	1:23.026 P	14	4 Laps	1:26.254	888	50.137	1:23.243	64	1 Lap	1:22.502	64	1 Lap	1:23.100
14	4 Laps	1:25.662	275	7 Laps	1:23.626	555	31 Laps	1:22.973	555	31 Laps	1:23.021	555	31 Laps	1:24.907
11	1:02.232	1:22.027 P	1	2 Laps	1:23.392	14	4 Laps	1:27.524	275	7 Laps	1:22.450	275	7 Laps	1:24.844
275	7 Laps	1:22.817	96	1 Lap	1:21.605	275	7 Laps	1:23.241	1	2 Laps	1:23.911	96	1 Lap	1:23.278
1	2 Laps	1:22.655				1	2 Laps	1:23.430	96	1 Lap	1:22.003	1	2 Laps	1:24.604
96	1 Lap	1:21.334				74	2 Laps	3:38.918	14	4 Laps	1:27.333			
						96	1 Lap	1:21.387	74	2 Laps	1:25.173			

2024 MSV Trackdays Enduro KA Series

RACE 13 - LAP CHART

LAP 61 @ 13:46:46.645			LAP 62 @ 13:48:07.168			LAP 63 @ 13:49:27.307			LAP 64 @ 13:50:47.662			LAP 65 @ 13:52:07.884		
NO	BEHIND	LAP TIME	NO	BEHIND	LAP TIME	NO	BEHIND	LAP TIME	NO	BEHIND	LAP TIME	NO	BEHIND	LAP TIME
8		1:21.438	8		1:20.523	8		1:20.139	8		1:20.355	8		1:20.222
12	0.574	1:21.693	12	0.595	1:20.544	12	0.466	1:20.010	12	0.272	1:20.161	12	0.313	1:20.263
46	1.079	1:21.019	275	8 Laps	1:25.524	96	2 Laps	1:21.867	46	0.930	1:19.854	46	0.544	1:19.836
14	5 Laps	1:26.066	46	1.392	1:20.836	46	1.431	1:20.178	96	2 Laps	1:21.166	96	2 Laps	1:19.785
74	3 Laps	1:28.443	1	3 Laps	1:24.653	275	8 Laps	1:22.513	275	8 Laps	1:22.651	275	8 Laps	1:22.663
81	5.631	1:20.902	333	7.428	1:21.831	1	3 Laps	1:22.510	1	3 Laps	1:22.490	1	3 Laps	1:22.405
333	6.120	1:21.325	81	7.584	1:22.476	333	7.886	1:20.597	333	8.004	1:20.473	333	9.344	1:21.562
3	1 Lap	1:20.963	3	1 Lap	1:20.338	81	8.074	1:20.629	3	1 Lap	1:20.139	81	9.621	1:21.461
125	9.158	1:20.768	125	9.301	1:20.666	3	1 Lap	1:20.287	81	8.382	1:20.663	3	1 Lap	1:21.756
112	10.115	1:21.308	112	10.079	1:20.487	125	9.403	1:20.241	125	9.413	1:20.365	125	9.931	1:20.740
7	1 Lap	1:22.108	74	3 Laps	1:25.603	112	9.888	1:19.948	112	9.816	1:20.283	112	13.172	1:23.578 P
11	3 Laps	1:25.395	7	1 Lap	1:20.865	7	1 Lap	1:21.775	7	1 Lap	1:21.702	7	1 Lap	1:21.779
55	1 Lap	1:23.910	14	5 Laps	1:31.380	74	3 Laps	1:24.534	74	3 Laps	1:24.423	74	3 Laps	1:24.081
114	19.005	1:23.180	55	1 Lap	1:23.687	121	1 Lap	1:24.202	55	1 Lap	1:21.958	65	26.924	1:21.056
65	24.176	1:20.949	121	1 Lap	2:35.315	55	1 Lap	1:24.807	65	26.090	1:21.445	55	1 Lap	1:22.672
44	3 Laps	1:26.764	11	3 Laps	1:25.118	11	3 Laps	1:24.311	121	1 Lap	1:23.290	121	1 Lap	1:22.603
67	1 Lap	1:22.558	114	23.499	1:25.017 P	65	25.000	1:20.612	11	3 Laps	1:23.983	11	3 Laps	1:22.856
180	2 Laps	1:21.081	65	24.527	1:20.874	14	5 Laps	1:37.471 P	67	1 Lap	1:23.334	180	2 Laps	1:22.397
60	1 Lap	1:24.953	180	2 Laps	1:22.454	67	1 Lap	1:22.460	180	2 Laps	1:23.420	67	1 Lap	1:23.324
2	4 Laps	1:26.310	67	1 Lap	1:23.350	180	2 Laps	1:23.007	44	3 Laps	1:23.009	44	3 Laps	1:22.607
27	3 Laps	1:24.628	44	3 Laps	1:25.836	44	3 Laps	1:23.251	60	1 Lap	1:22.799	60	1 Lap	1:22.710
126	2 Laps	1:24.071	60	1 Lap	1:22.842	60	1 Lap	1:22.851	27	3 Laps	1:23.296	114	2 Laps	4:30.682
21	51.713	1:22.571	27	3 Laps	1:24.639	27	3 Laps	1:23.174	126	2 Laps	1:21.207	126	2 Laps	1:21.443
95	3 Laps	1:23.107	2	4 Laps	1:26.093	126	2 Laps	1:22.433	21	53.438	1:20.623	21	54.570	1:21.354
888	56.485	1:23.668	126	2 Laps	1:21.535	21	53.170	1:20.847	95	3 Laps	1:21.018	95	3 Laps	1:20.613
747	56.682	1:27.857 P	21	52.462	1:21.272	95	3 Laps	1:20.916	747	1 Lap	1:22.697	27	3 Laps	1:24.298
22	1 Lap	1:25.523	95	3 Laps	1:21.035	2	4 Laps	1:26.717	2	4 Laps	1:26.472	747	1 Lap	1:22.016
6	4 Laps	1:26.524	888	57.728	1:21.766	747	1 Lap	2:40.372	888	1:00.756	1:22.139	888	1:03.313	1:22.779
64	1 Lap	1:24.457	22	1 Lap	1:22.394	888	58.972	1:21.383	22	1 Lap	1:22.394	22	1 Lap	1:22.357
555	31 Laps	1:22.721	64	1 Lap	1:22.877	22	1 Lap	1:22.729	64	1 Lap	1:22.340	64	1 Lap	1:22.550
96	1 Lap	1:22.711	6	4 Laps	1:24.690	64	1 Lap	1:21.729	6	4 Laps	1:23.535	2	4 Laps	1:27.179
			555	31 Laps	1:21.990	6	4 Laps	1:23.211	555	31 Laps	1:22.236	6	4 Laps	1:24.036
						555	31 Laps	1:21.922				555	31 Laps	1:23.442

2024 MSV Trackdays Enduro KA Series

RACE 13 - LAP CHART

LAP 66 @ 13:53:27.894			LAP 67 @ 13:54:48.131			LAP 68 @ 13:56:08.026			LAP 69 @ 13:57:28.022			LAP 70 @ 13:58:51.703		
NO	BEHIND	LAP TIME	NO	BEHIND	LAP TIME	NO	BEHIND	LAP TIME	NO	BEHIND	LAP TIME	NO	BEHIND	LAP TIME
8		1:20.010	8		1:20.237	8		1:19.895	8		1:19.996	12		1:23.176 P
12	0.214	1:19.911	12	0.155	1:20.178	12	0.221	1:19.961	12	0.505	1:20.280	8	0.956	1:24.637 P
46	0.471	1:19.937	46	0.435	1:20.201	46	0.545	1:20.005	46	1.154	1:20.605	46	1.285	1:23.812
96	2 Laps	1:19.941	96	2 Laps	1:20.103	96	2 Laps	1:19.922	555	32 Laps	1:23.742	96	2 Laps	1:25.055
333	9.605	1:20.271	112	1 Lap	2:29.218	112	1 Lap	1:22.564	96	2 Laps	1:20.455	555	32 Laps	1:26.333
81	10.797	1:21.186	333	10.162	1:20.794	81	11.581	1:20.835	6	5 Laps	1:24.565	6	5 Laps	1:26.090
3	1 Lap	1:21.567	81	10.641	1:20.081	3	1 Lap	1:20.691	2	5 Laps	1:27.491	112	1 Lap	1:26.264
125	11.619	1:21.698	3	1 Lap	1:19.933	333	12.370	1:22.103	112	1 Lap	1:21.509	2	5 Laps	1:28.128
1	3 Laps	1:23.790	125	11.639	1:20.257	125	12.383	1:20.639	3	1 Lap	1:20.625	3	1 Lap	1:21.651
275	8 Laps	1:25.741	1	3 Laps	1:21.811	1	3 Laps	1:22.246	81	12.564	1:20.979	81	12.474	1:23.591 P
7	1 Lap	1:21.832	275	8 Laps	1:22.604	275	8 Laps	1:22.538	333	12.882	1:20.508	333	13.243	1:24.042
74	3 Laps	1:23.709	7	1 Lap	1:21.967	7	1 Lap	1:21.633	125	13.392	1:21.005	125	14.400	1:24.689 P
65	27.753	1:20.839	65	28.197	1:20.681	65	29.257	1:20.955	1	3 Laps	1:22.236	1	3 Laps	1:23.335
55	1 Lap	1:21.620	74	3 Laps	1:23.685	74	3 Laps	1:23.398	275	8 Laps	1:22.118	275	8 Laps	1:23.043
121	1 Lap	1:21.226	55	1 Lap	1:23.087	121	1 Lap	1:22.718	7	1 Lap	1:21.716	7	1 Lap	1:25.965 P
11	3 Laps	1:22.648	121	1 Lap	1:22.936	55	1 Lap	1:23.675	65	30.243	1:20.982	65	32.002	1:25.440 P
180	2 Laps	1:21.399	11	3 Laps	1:22.866	11	3 Laps	1:22.761	74	3 Laps	1:22.996	74	3 Laps	1:25.111
67	1 Lap	1:21.966	180	2 Laps	1:21.488	180	2 Laps	1:21.759	121	1 Lap	1:22.010	121	1 Lap	1:24.414
44	3 Laps	1:23.673	67	1 Lap	1:22.294	14	9 Laps	6:59.262	55	1 Lap	1:21.882	11	3 Laps	1:25.858
60	1 Lap	1:22.576	44	3 Laps	1:24.021	67	1 Lap	1:22.087	11	3 Laps	1:22.912	55	1 Lap	1:31.272 P
114	2 Laps	1:22.568	60	1 Lap	1:22.727	44	3 Laps	1:23.469	180	2 Laps	1:21.452	180	2 Laps	1:22.145
21	56.225	1:21.665	21	57.066	1:21.078	21	58.191	1:21.020	67	1 Lap	1:22.265	67	1 Lap	1:24.558
126	2 Laps	1:22.344	114	2 Laps	1:21.802	95	3 Laps	1:20.810	14	9 Laps	1:24.971	14	9 Laps	1:27.590
95	3 Laps	1:21.311	95	3 Laps	1:21.329	126	2 Laps	1:21.047	95	3 Laps	1:20.844	95	3 Laps	1:25.055
27	3 Laps	1:23.111	126	2 Laps	1:22.319	114	2 Laps	1:22.147	44	3 Laps	1:24.614	44	3 Laps	1:29.601
747	1 Lap	1:21.833	27	3 Laps	1:23.404	60	1 Lap	1:23.823	126	2 Laps	1:21.222	126	2 Laps	1:29.954
888	1:05.435	1:22.132	747	1 Lap	1:21.817	747	1 Lap	1:21.948	114	2 Laps	1:21.660	114	2 Laps	1:29.788
22	1 Lap	1:22.270	888	1:07.207	1:22.009	27	3 Laps	1:23.445	60	1 Lap	1:21.690	60	1 Lap	1:33.407 P
64	1 Lap	1:22.142	64	1 Lap	1:21.897	888	1:08.767	1:21.455	21	1:03.356	1:25.161 P	747	1 Lap	1:30.611
2	4 Laps	1:25.354	22	1 Lap	1:22.652	64	1 Lap	1:21.821	747	1 Lap	1:22.993	64	1 Lap	1:29.193
555	31 Laps	1:23.411	555	31 Laps	1:22.279	22	1 Lap	1:22.150	27	3 Laps	1:23.788	22	1 Lap	1:29.284
6	4 Laps	1:23.993	2	4 Laps	1:24.814				888	1:10.824	1:22.053	27	3 Laps	1:34.489 P
			6	4 Laps	1:22.510				64	1 Lap	1:22.648	888	1:22.147	1:35.004 P
									22	1 Lap	1:22.355	96	1 Lap	1:26.528
												555	31 Laps	1:26.100

2024 MSV Trackdays Enduro KA Series

RACE 13 - LAP CHART

LAP 71 @ 14:00:25.000			LAP 72 @ 14:04:17.644			LAP 73 @ 14:05:58.691			LAP 74 @ 14:07:19.510			LAP 75 @ 14:08:40.186		
NO	BEHIND	LAP TIME	NO	BEHIND	LAP TIME	NO	BEHIND	LAP TIME	NO	BEHIND	LAP TIME	NO	BEHIND	LAP TIME
46		1:32.012 P	81		2:59.282	81		1:41.047	81		1:20.819	81		1:20.676
6	5 Laps	2:13.679	121	1 Lap	2:59.260	121	1 Lap	1:40.416	121	1 Lap	1:21.768	1	3 Laps	1:22.470
112	1 Lap	2:11.015	11	3 Laps	2:58.702	11	3 Laps	1:43.474	74	3 Laps	1:24.266	121	1 Lap	1:21.510
2	5 Laps	2:11.508	180	2 Laps	2:58.472	180	2 Laps	1:42.815	180	2 Laps	1:21.750	2	5 Laps	1:25.275
3	1 Lap	2:11.804	44	3 Laps	2:54.417 P	14	9 Laps	1:43.301	11	3 Laps	1:24.054	74	3 Laps	1:22.801
67	1 Lap	1:30.336 P	14	9 Laps	2:57.995	95	3 Laps	1:42.786	95	3 Laps	1:22.329	180	2 Laps	1:21.134
1	3 Laps	2:05.194	95	3 Laps	2:57.923	126	2 Laps	1:44.108	14	9 Laps	1:23.696	95	3 Laps	1:21.496
275	8 Laps	2:04.332	126	2 Laps	2:55.513	114	2 Laps	1:44.551	126	2 Laps	1:22.167	11	3 Laps	1:23.613
74	3 Laps	1:47.976	114	2 Laps	2:56.582	747	1 Lap	1:43.138	114	2 Laps	1:22.774	126	2 Laps	1:21.656
81	53.362	2:14.185	747	1 Lap	2:54.293	22	1 Lap	1:42.804	96	1 Lap	1:21.271	14	9 Laps	1:23.359
121	1 Lap	1:49.212	22	1 Lap	2:50.700	96	1 Lap	1:42.285	747	1 Lap	1:22.808	96	1 Lap	1:22.198
11	3 Laps	1:45.356	96	1 Lap	2:43.768	555	31 Laps	1:42.035	22	1 Lap	1:22.548	114	2 Laps	1:23.039
180	2 Laps	1:43.939	555	31 Laps	2:45.068	12	15.375	1:41.668	12	15.442	1:20.886	747	1 Lap	1:22.749
14	9 Laps	1:35.020	12	14.754	2:42.537	8	1 Lap	1:42.421	555	31 Laps	1:22.488	12	16.010	1:21.244
95	3 Laps	1:31.907	8	1 Lap	5:40.672	125	1 Lap	1:42.621	8	1 Lap	1:21.807	22	1 Lap	1:23.248
44	3 Laps	1:28.934	125	1 Lap	5:28.364	21	2 Laps	1:42.262	125	1 Lap	1:21.353	555	31 Laps	1:21.669
126	2 Laps	1:29.084	21	2 Laps	6:03.925	65	1 Lap	1:41.868	65	1 Lap	1:21.145	8	1 Lap	1:22.351
114	2 Laps	1:29.411	65	1 Lap	5:12.317	333	1 Lap	1:42.423	21	2 Laps	1:21.766	125	1 Lap	1:21.645
747	1 Lap	1:25.314	333	1 Lap	5:31.841	46	23.003	1:43.872	333	1 Lap	1:21.305	65	1 Lap	1:21.182
22	1 Lap	1:25.213	46	20.178	4:12.822	55	2 Laps	1:44.861	46	22.994	1:20.810	21	2 Laps	1:21.900
64	1 Lap	1:26.938 P	55	2 Laps	5:02.462	888	1 Lap	1:47.577	55	2 Laps	1:21.934	333	1 Lap	1:20.971
96	1 Lap	1:24.385	888	1 Lap	4:27.603	7	2 Laps	1:47.056	888	1 Lap	1:26.086	46	22.621	1:20.303
555	31 Laps	1:24.471	7	2 Laps	5:26.822	64	2 Laps	4:54.595	7	2 Laps	1:25.198	55	2 Laps	1:21.583
12	1:24.861	2:58.158	SC	71 Laps	1:40.882 P	60	3 Laps	6:33.325	64	2 Laps	1:23.647	888	1 Lap	1:24.594
275	7 Laps	2:53.574 P	6	4 Laps	1:39.461	67	2 Laps	5:23.070	67	2 Laps	1:24.235	64	2 Laps	1:23.370
6	4 Laps	3:00.409	112	1:33.301	1:38.950	275	8 Laps	2:38.712	60	3 Laps	1:25.376	7	2 Laps	1:25.225
112	3:46.995	3:00.368	2	4 Laps	1:40.971	27	5 Laps	6:51.758	275	8 Laps	1:22.516	44	5 Laps	5:01.917
2	4 Laps	3:00.296	3	1:38.326	1:41.301 P	112	1:14.764	1:22.510	27	5 Laps	1:23.756	67	2 Laps	1:23.729
3	3:49.669	3:00.810	1	2 Laps	1:41.267	6	4 Laps	1:23.917	112	1:15.703	1:21.758	60	3 Laps	1:23.790
1	2 Laps	3:01.052	74	2 Laps	1:41.598	2	4 Laps	1:25.159	6	4 Laps	1:23.066	275	8 Laps	1:23.341
74	2 Laps	2:59.497				1	2 Laps	1:22.378	3	1 Lap	2:43.169	27	5 Laps	1:24.422
												112	1:16.887	1:21.860

2024 MSV Trackdays Enduro KA Series

RACE 13 - LAP CHART

LAP 76 @ 14:10:00.435			LAP 77 @ 14:11:21.171			LAP 78 @ 14:12:41.549			LAP 79 @ 14:14:02.105			LAP 80 @ 14:15:22.631		
NO	BEHIND	LAP TIME	NO	BEHIND	LAP TIME	NO	BEHIND	LAP TIME	NO	BEHIND	LAP TIME	NO	BEHIND	LAP TIME
81		1:20.249	81		1:20.736	81		1:20.378	81		1:20.556	81		1:20.526
6	5 Laps	1:22.945	3	2 Laps	1:22.953	3	2 Laps	1:21.047	112	1 Lap	1:22.241	112	1 Lap	1:20.881
3	2 Laps	1:21.785	6	5 Laps	1:24.049	6	5 Laps	1:23.138	27	6 Laps	1:24.017	27	6 Laps	1:22.683
1	3 Laps	1:23.241	121	1 Lap	1:22.628	180	2 Laps	1:21.419	3	2 Laps	1:21.023	3	2 Laps	1:20.803
121	1 Lap	1:23.219	180	2 Laps	1:21.122	121	1 Lap	1:22.424	6	5 Laps	1:23.140	180	2 Laps	1:21.205
180	2 Laps	1:21.228	1	3 Laps	1:24.498	1	3 Laps	1:21.586	180	2 Laps	1:21.213	6	5 Laps	1:23.187
2	5 Laps	1:25.008	95	3 Laps	1:20.783	95	3 Laps	1:20.432	121	1 Lap	1:22.388	95	3 Laps	1:21.150
74	3 Laps	1:24.262	2	5 Laps	1:24.144	96	1 Lap	1:20.910	95	3 Laps	1:21.406	121	1 Lap	1:22.217
95	3 Laps	1:21.532	74	3 Laps	1:24.039	2	5 Laps	1:24.375	1	3 Laps	1:22.427	1	3 Laps	1:22.155
126	2 Laps	1:22.351	126	2 Laps	1:21.544	126	2 Laps	1:22.757	96	1 Lap	1:21.283	96	1 Lap	1:21.139
96	1 Lap	1:20.687	96	1 Lap	1:20.311	74	3 Laps	1:24.975	126	2 Laps	1:22.017	126	2 Laps	1:21.810
11	3 Laps	1:25.383	114	2 Laps	1:21.706	12	19.436	1:21.299	74	3 Laps	1:22.749	12	19.834	1:20.835
14	9 Laps	1:24.962	12	18.515	1:21.873	114	2 Laps	1:23.027	12	19.525	1:20.645	74	3 Laps	1:22.604
114	2 Laps	1:21.695	11	3 Laps	1:23.188	747	1 Lap	1:22.060	2	5 Laps	1:24.767	747	1 Lap	1:21.359
747	1 Lap	1:21.842	747	1 Lap	1:22.440	22	1 Lap	1:21.949	747	1 Lap	1:21.580	46	23.039	1:20.398
12	17.378	1:21.617	22	1 Lap	1:22.432	46	22.913	1:21.087	114	2 Laps	1:22.623	114	2 Laps	1:21.710
22	1 Lap	1:21.550	555	31 Laps	1:22.743	555	31 Laps	1:22.789	22	1 Lap	1:22.295	2	5 Laps	1:24.130
555	31 Laps	1:21.515	14	9 Laps	1:25.537	65	1 Lap	1:21.523	46	23.167	1:20.810	65	1 Lap	1:20.816
8	1 Lap	1:21.530	65	1 Lap	1:21.497	11	3 Laps	1:25.155	65	1 Lap	1:21.377	22	1 Lap	1:22.341
125	1 Lap	1:21.651	8	1 Lap	1:21.931	125	1 Lap	1:21.415	555	31 Laps	1:22.154	125	1 Lap	1:20.847
65	1 Lap	1:21.530	46	22.204	1:20.896	8	1 Lap	1:22.187	125	1 Lap	1:21.768	555	31 Laps	1:21.667
46	22.044	1:19.672	125	1 Lap	1:22.168	14	9 Laps	1:23.553	8	1 Lap	1:22.525	8	1 Lap	1:20.803
333	1 Lap	1:20.997	333	1 Lap	1:22.448	21	2 Laps	1:21.176	333	1 Lap	1:22.599	333	1 Lap	1:21.282
21	2 Laps	1:21.712	21	2 Laps	1:22.227	333	1 Lap	1:21.483	11	3 Laps	1:24.161	21	2 Laps	1:22.827
55	2 Laps	1:21.509	55	2 Laps	1:21.768	55	2 Laps	1:21.748	21	2 Laps	1:23.240	11	3 Laps	1:24.019
888	1 Lap	1:24.105	888	1 Lap	1:23.347	888	1 Lap	1:22.707	14	9 Laps	1:23.345	14	9 Laps	1:24.152
64	2 Laps	1:23.936	64	2 Laps	1:23.723	64	2 Laps	1:22.869	55	2 Laps	1:21.740	55	2 Laps	1:21.253
7	2 Laps	1:23.875	7	2 Laps	1:23.762	7	2 Laps	1:23.109	888	1 Lap	1:23.258	888	1 Lap	1:22.895
67	2 Laps	1:24.201	67	2 Laps	1:23.143	67	2 Laps	1:23.413	64	2 Laps	1:23.004	64	2 Laps	1:22.659
60	3 Laps	1:25.594	60	3 Laps	1:25.246	60	3 Laps	1:24.882	7	2 Laps	1:23.193	7	2 Laps	1:22.729
44	5 Laps	1:29.360	275	8 Laps	1:23.050	275	8 Laps	1:22.467	67	2 Laps	1:23.591	67	2 Laps	1:23.389
275	8 Laps	1:23.095	44	5 Laps	1:28.227	44	5 Laps	1:28.997	275	8 Laps	1:23.235	275	8 Laps	1:22.961
27	5 Laps	1:23.454	27	5 Laps	1:23.276				60	3 Laps	1:25.158	60	3 Laps	1:24.215
112	1:17.930	1:21.292	112	1:19.272	1:22.078				44	5 Laps	1:29.832			

2024 MSV Trackdays Enduro KA Series

RACE 13 - LAP CHART

LAP 81 @ 14:16:44.343			LAP 82 @ 14:18:05.288			LAP 83 @ 14:19:26.062			LAP 84 @ 14:20:46.846			LAP 85 @ 14:22:10.948		
NO	BEHIND	LAP TIME	NO	BEHIND	LAP TIME	NO	BEHIND	LAP TIME	NO	BEHIND	LAP TIME	NO	BEHIND	LAP TIME
81		1:21.712	81		1:20.945	81		1:20.774	81		1:20.784	81		1:24.102 P
112	1 Lap	1:21.736	112	1 Lap	1:21.316	112	1 Lap	1:20.878	112	1 Lap	1:20.787	3	2 Laps	1:20.409
3	2 Laps	1:21.872	3	2 Laps	1:20.800	3	2 Laps	1:20.710	3	2 Laps	1:20.663	95	3 Laps	1:23.173
44	6 Laps	1:29.584	27	6 Laps	1:24.738	180	2 Laps	1:22.506	180	2 Laps	1:21.524	180	2 Laps	1:23.955
27	6 Laps	1:23.409	180	2 Laps	1:21.092	27	6 Laps	1:24.291	95	3 Laps	1:20.633	121	1 Lap	1:20.703
180	2 Laps	1:21.157	95	3 Laps	1:21.496	95	3 Laps	1:21.075	27	6 Laps	1:22.800	27	6 Laps	1:22.993
95	3 Laps	1:21.771	44	6 Laps	1:28.951	121	1 Lap	1:21.982	121	1 Lap	1:21.794	12	14.029	1:20.260
121	1 Lap	1:22.774	121	1 Lap	1:21.610	96	1 Lap	1:21.058	12	17.871	1:20.317	1	3 Laps	1:21.411
6	5 Laps	1:24.469	1	3 Laps	1:21.945	1	3 Laps	1:22.646	1	3 Laps	1:22.048	126	2 Laps	1:21.515
1	3 Laps	1:23.051	6	5 Laps	1:22.819	12	18.338	1:20.460	96	1 Lap	1:24.824 P	125	1 Lap	1:20.977
96	1 Lap	1:21.095	96	1 Lap	1:21.147	44	6 Laps	1:27.994	126	2 Laps	1:22.216	65	1 Lap	1:21.957
12	18.998	1:20.876	12	18.652	1:20.599	46	20.646	1:21.557	6	5 Laps	1:26.377	46	25.888	1:21.598
126	2 Laps	1:22.272	126	2 Laps	1:20.764	6	5 Laps	1:26.039	125	1 Lap	1:21.840	6	5 Laps	1:23.654
46	21.064	1:19.737	46	19.863	1:19.744	126	2 Laps	1:22.594	44	6 Laps	1:28.497	114	2 Laps	1:22.642
74	3 Laps	1:22.498	114	2 Laps	1:21.847	65	1 Lap	1:22.650	65	1 Lap	1:22.685	333	1 Lap	1:23.304
747	1 Lap	1:21.828	65	1 Lap	1:21.760	114	2 Laps	1:22.810	46	28.392	1:28.530	555	31 Laps	1:24.128
114	2 Laps	1:21.054	74	3 Laps	1:23.162	747	1 Lap	1:22.274	555	31 Laps	1:22.626	747	1 Lap	1:24.002
65	1 Lap	1:20.753	747	1 Lap	1:22.998	125	1 Lap	1:22.551	747	1 Lap	1:23.415	21	2 Laps	1:23.155
125	1 Lap	1:20.901	125	1 Lap	1:21.189	555	31 Laps	1:21.849	333	1 Lap	1:21.426	8	1 Lap	1:23.515
555	31 Laps	1:21.804	555	31 Laps	1:20.870	333	1 Lap	1:21.397	114	2 Laps	1:24.333	22	1 Lap	1:22.835
2	5 Laps	1:23.850	333	1 Lap	1:22.059	8	1 Lap	1:22.145	8	1 Lap	1:21.711	74	3 Laps	1:22.733
8	1 Lap	1:21.974	8	1 Lap	1:22.212	22	1 Lap	1:21.972	21	2 Laps	1:21.049	44	6 Laps	1:29.456
333	1 Lap	1:20.673	22	1 Lap	1:22.268	21	2 Laps	1:21.640	22	1 Lap	1:21.999	2	5 Laps	1:23.357
22	1 Lap	1:24.092	21	2 Laps	1:21.020	74	3 Laps	1:27.162	74	3 Laps	1:22.133	55	2 Laps	1:22.527
21	2 Laps	1:21.031	2	5 Laps	1:24.270	2	5 Laps	1:22.675	2	5 Laps	1:23.091	11	3 Laps	1:22.403
11	3 Laps	1:21.948	11	3 Laps	1:22.307	11	3 Laps	1:21.808	55	2 Laps	1:22.256	14	9 Laps	1:23.146
14	9 Laps	1:22.563	55	2 Laps	1:20.824	55	2 Laps	1:20.873	11	3 Laps	1:23.248	888	1 Lap	1:22.610
55	2 Laps	1:21.418	14	9 Laps	1:22.513	14	9 Laps	1:22.879	14	9 Laps	1:23.321	7	2 Laps	1:22.280
888	1 Lap	1:22.260	888	1 Lap	1:22.722	888	1 Lap	1:22.598	888	1 Lap	1:22.655	64	2 Laps	1:23.549
64	2 Laps	1:22.720	64	2 Laps	1:22.413	64	2 Laps	1:22.818	64	2 Laps	1:22.712	67	2 Laps	1:23.448
7	2 Laps	1:22.598	7	2 Laps	1:22.618	7	2 Laps	1:22.546	7	2 Laps	1:22.489	275	8 Laps	1:23.156
67	2 Laps	1:23.815	67	2 Laps	1:23.666	67	2 Laps	1:23.321	67	2 Laps	1:23.400	112	1:20.354	1:21.553
275	8 Laps	1:22.618	275	8 Laps	1:23.297	275	8 Laps	1:22.958	275	8 Laps	1:22.623	3	1 Lap	1:20.359
60	3 Laps	1:24.336	60	3 Laps	1:24.066	60	3 Laps	1:24.516	60	3 Laps	1:24.790	60	3 Laps	1:24.127
									112	1:22.903	1:21.467	180	1 Lap	1:21.746
												95	2 Laps	1:22.560

2024 MSV Trackdays Enduro KA Series

RACE 13 - LAP CHART

LAP 86 @ 14:23:46.113			LAP 87 @ 14:25:06.926			LAP 88 @ 14:26:27.728			LAP 89 @ 14:27:49.325			LAP 90 @ 14:29:09.745		
NO	BEHIND	LAP TIME	NO	BEHIND	LAP TIME	NO	BEHIND	LAP TIME	NO	BEHIND	LAP TIME	NO	BEHIND	LAP TIME
12		1:21.136	12		1:20.813	12		1:20.802	12		1:21.597	12		1:20.420
121	1 Lap	1:22.008	95	3 Laps	1:22.379	95	3 Laps	1:20.878	95	3 Laps	1:21.302	95	3 Laps	1:20.536
27	6 Laps	1:23.835	121	1 Lap	1:22.454	121	1 Lap	1:21.659	180	2 Laps	1:23.078	180	2 Laps	1:21.353
1	3 Laps	1:21.974	1	3 Laps	1:22.120	1	3 Laps	1:21.965	121	1 Lap	1:20.751	121	1 Lap	1:21.563
126	2 Laps	1:21.505	27	6 Laps	1:23.246	27	6 Laps	1:22.192	1	3 Laps	1:21.640	1	3 Laps	1:21.895
125	1 Lap	1:21.088	126	2 Laps	1:21.270	126	2 Laps	1:21.219	27	6 Laps	1:22.554	46	8.147	1:20.193
46	11.215	1:20.492	46	10.478	1:20.076	46	9.669	1:19.993	126	2 Laps	1:21.924	125	1 Lap	1:20.429
65	1 Lap	1:21.086	125	1 Lap	1:21.218	125	1 Lap	1:20.404	46	8.374	1:20.302	27	6 Laps	1:23.272
6	5 Laps	1:22.089	65	1 Lap	1:20.120	65	1 Lap	1:20.353	125	1 Lap	1:20.045	65	1 Lap	1:21.130
333	1 Lap	1:21.378	333	1 Lap	1:21.377	333	1 Lap	1:21.045	65	1 Lap	1:20.415	126	2 Laps	1:22.852
114	2 Laps	1:22.008	114	2 Laps	1:21.335	555	31 Laps	1:21.509	333	1 Lap	1:21.470	333	1 Lap	1:21.330
555	31 Laps	1:21.749	6	5 Laps	1:23.547	114	2 Laps	1:22.197	555	31 Laps	1:22.568	555	31 Laps	1:22.066
22	1 Lap	1:21.745	555	31 Laps	1:21.711	22	1 Lap	1:21.480	114	2 Laps	1:23.109	747	1 Lap	1:21.757
747	1 Lap	1:23.089	22	1 Lap	1:21.220	747	1 Lap	1:22.116	747	1 Lap	1:21.651	114	2 Laps	1:22.796
21	2 Laps	1:22.831	747	1 Lap	1:21.370	6	5 Laps	1:23.740	22	1 Lap	1:23.342	22	1 Lap	1:22.446
8	1 Lap	1:22.945	21	2 Laps	1:21.076	21	2 Laps	1:22.756	21	2 Laps	1:22.119	21	2 Laps	1:22.005
74	3 Laps	1:22.860	8	1 Lap	1:21.042	8	1 Lap	1:22.813	6	5 Laps	1:22.732	8	1 Lap	1:21.275
55	2 Laps	1:22.536	74	3 Laps	1:22.272	55	2 Laps	1:20.479	8	1 Lap	1:22.730	55	2 Laps	1:21.311
2	5 Laps	1:23.211	55	2 Laps	1:21.172	74	3 Laps	1:22.562	55	2 Laps	1:21.785	6	5 Laps	1:23.146
11	3 Laps	1:23.919	2	5 Laps	1:22.514	2	5 Laps	1:23.053	74	3 Laps	1:22.634	74	3 Laps	1:22.138
14	9 Laps	1:23.980	11	3 Laps	1:22.352	11	3 Laps	1:22.181	2	5 Laps	1:23.020	2	5 Laps	1:23.041
44	6 Laps	1:29.598	14	9 Laps	1:23.109	14	9 Laps	1:24.101	11	3 Laps	1:22.908	11	3 Laps	1:23.288
888	1 Lap	1:22.470	44	6 Laps	1:29.397	44	6 Laps	1:27.823	14	9 Laps	1:23.728	14	9 Laps	1:23.765
7	2 Laps	1:22.030	7	2 Laps	1:22.051	7	2 Laps	1:22.834	44	6 Laps	1:27.850	7	2 Laps	1:24.301
64	2 Laps	1:22.572	888	1 Lap	1:23.159	888	1 Lap	1:23.989	7	2 Laps	1:22.644	888	1 Lap	1:23.001
67	2 Laps	1:23.700	64	2 Laps	1:22.741	64	2 Laps	1:22.995	64	2 Laps	1:22.648	44	6 Laps	1:28.658
275	8 Laps	1:23.332	67	2 Laps	1:24.083	96	4 Laps	6:21.089	888	1 Lap	1:23.519	64	2 Laps	1:25.632
3	1 Lap	1:21.062	275	8 Laps	1:22.627	81	1 Lap	1:21.170	96	4 Laps	1:23.225	81	1 Lap	1:21.278
112	1:06.952	1:21.763	81	1 Lap	3:58.895	67	2 Laps	1:23.613	81	1 Lap	1:21.021	3	1 Lap	1:20.740
60	3 Laps	1:23.274	3	1 Lap	1:20.500	275	8 Laps	1:23.251	3	1 Lap	1:20.467	96	4 Laps	1:23.126
180	1 Lap	1:21.561	112	1:07.282	1:21.143	3	1 Lap	1:20.419	67	2 Laps	1:23.113	67	2 Laps	1:22.782
			60	3 Laps	1:24.240	112	1:07.185	1:20.705	112	1:06.801	1:21.213	112	1:08.868	1:22.487
			180	1 Lap	1:21.179	60	3 Laps	1:24.731	275	8 Laps	1:23.190	275	8 Laps	1:23.172
									60	3 Laps	1:24.531			

2024 MSV Trackdays Enduro KA Series

RACE 13 - LAP CHART

LAP 91 @ 14:30:30.531			LAP 92 @ 14:31:51.325			LAP 93 @ 14:33:11.900			LAP 94 @ 14:34:32.196			LAP 95 @ 14:35:52.471		
NO	BEHIND	LAP TIME	NO	BEHIND	LAP TIME	NO	BEHIND	LAP TIME	NO	BEHIND	LAP TIME	NO	BEHIND	LAP TIME
12		1:20.786	12		1:20.794	12		1:20.575	12		1:20.296	12		1:20.275
95	3 Laps	1:21.586	95	3 Laps	1:20.542	95	3 Laps	1:20.504	95	3 Laps	1:20.725	95	3 Laps	1:20.590
180	2 Laps	1:21.473	180	2 Laps	1:21.364	180	2 Laps	1:21.398	14	10 Laps	1:51.163	44	7 Laps	1:25.999
121	1 Lap	1:21.620	121	1 Lap	1:21.407	121	1 Lap	1:21.193	180	2 Laps	1:21.803	46	6.310	1:20.380
60	4 Laps	1:24.583	60	4 Laps	1:23.073	46	6.389	1:19.983	121	1 Lap	1:21.482	180	2 Laps	1:21.381
46	7.577	1:20.216	46	6.981	1:20.198	125	1 Lap	1:20.790	46	6.205	1:20.112	121	1 Lap	1:21.435
1	3 Laps	1:22.220	125	1 Lap	1:20.584	60	4 Laps	1:23.727	125	1 Lap	1:20.674	14	10 Laps	1:24.155
125	1 Lap	1:20.445	65	1 Lap	1:20.229	65	1 Lap	1:20.364	65	1 Lap	1:20.418	125	1 Lap	1:20.439
65	1 Lap	1:21.029	1	3 Laps	1:23.098	1	3 Laps	1:21.260	1	3 Laps	1:21.680	65	1 Lap	1:20.253
126	2 Laps	1:22.657	126	2 Laps	1:21.035	126	2 Laps	1:21.357	60	4 Laps	1:24.804	1	3 Laps	1:21.963
27	6 Laps	1:23.779	49	34 Laps	47:38.909	333	1 Lap	1:20.674	126	2 Laps	1:21.162	126	2 Laps	1:21.919
333	1 Lap	1:21.255	27	6 Laps	1:22.523	27	6 Laps	1:23.495	333	1 Lap	1:21.111	60	4 Laps	1:24.243
555	31 Laps	1:21.731	333	1 Lap	1:21.250	49	34 Laps	1:25.856	27	6 Laps	1:22.584	333	1 Lap	1:20.912
747	1 Lap	1:22.014	555	31 Laps	1:21.400	555	31 Laps	1:21.724	49	34 Laps	1:22.905	27	6 Laps	1:22.573
22	1 Lap	1:21.707	22	1 Lap	1:21.481	22	1 Lap	1:21.224	555	31 Laps	1:21.059	555	31 Laps	1:21.118
114	2 Laps	1:21.902	55	2 Laps	1:21.840	21	2 Laps	1:21.499	22	1 Lap	1:20.735	22	1 Lap	1:20.915
55	2 Laps	1:21.285	21	2 Laps	1:21.825	55	2 Laps	1:22.001	8	1 Lap	1:20.743	49	34 Laps	1:24.743
21	2 Laps	1:22.149	8	1 Lap	1:22.028	8	1 Lap	1:21.724	21	2 Laps	1:21.839	8	1 Lap	1:21.000
8	1 Lap	1:22.279	114	2 Laps	1:23.315	114	2 Laps	1:22.005	55	2 Laps	1:21.950	21	2 Laps	1:21.064
6	5 Laps	1:22.280	6	5 Laps	1:22.561	6	5 Laps	1:22.888	114	2 Laps	1:21.741	55	2 Laps	1:21.097
74	3 Laps	1:22.436	747	1 Lap	1:27.176 P	74	3 Laps	1:22.925	6	5 Laps	1:23.539	114	2 Laps	1:21.035
2	5 Laps	1:23.228	74	3 Laps	1:23.018	11	3 Laps	1:23.760	74	3 Laps	1:23.596	6	5 Laps	1:23.045
11	3 Laps	1:23.018	2	5 Laps	1:24.380	2	5 Laps	1:24.511	11	3 Laps	1:23.430	74	3 Laps	1:22.656
14	9 Laps	1:24.365	11	3 Laps	1:24.413	747	1 Lap	1:38.007	2	5 Laps	1:23.298	11	3 Laps	1:23.351
7	2 Laps	1:22.744	14	9 Laps	1:34.247 P	7	2 Laps	1:22.479	747	1 Lap	1:21.843	2	5 Laps	1:23.229
888	1 Lap	1:22.464	7	2 Laps	1:22.968	888	1 Lap	1:22.078	7	2 Laps	1:21.899	747	1 Lap	1:21.603
64	2 Laps	1:23.358	888	1 Lap	1:23.128	81	1 Lap	1:20.601	888	1 Lap	1:21.730	81	1 Lap	1:20.622
81	1 Lap	1:20.589	64	2 Laps	1:22.402	64	2 Laps	1:22.937	81	1 Lap	1:20.413	7	2 Laps	1:22.775
44	6 Laps	1:26.979	81	1 Lap	1:20.162	3	1 Lap	1:20.513	3	1 Lap	1:20.585	888	1 Lap	1:22.803
3	1 Lap	1:20.294	3	1 Lap	1:21.491	96	4 Laps	1:20.988	64	2 Laps	1:22.467	3	1 Lap	1:20.292
96	4 Laps	1:20.997	96	4 Laps	1:21.381	112	1:12.843	1:22.157	96	4 Laps	1:21.380	64	2 Laps	1:22.177
112	1:10.212	1:22.130	44	6 Laps	1:27.033	275	8 Laps	1:22.551	112	1:13.955	1:21.408	96	4 Laps	1:21.420
67	2 Laps	1:23.480	112	1:11.261	1:21.843	67	2 Laps	1:22.848	275	8 Laps	1:22.408	112	1:14.539	1:20.859
275	8 Laps	1:22.594	275	8 Laps	1:22.700	44	6 Laps	1:27.239	67	2 Laps	1:22.109	275	8 Laps	1:22.550
			67	2 Laps	1:23.243							67	2 Laps	1:22.384

2024 MSV Trackdays Enduro KA Series

RACE 13 - LAP CHART

LAP 96 @ 14:37:12.625			LAP 97 @ 14:38:34.263			LAP 98 @ 14:39:54.910			LAP 99 @ 14:41:15.368			LAP 100 @ 14:42:35.649		
NO	BEHIND	LAP TIME	NO	BEHIND	LAP TIME	NO	BEHIND	LAP TIME	NO	BEHIND	LAP TIME	NO	BEHIND	LAP TIME
12		1:20.154	12		1:21.638	12		1:20.647	12		1:20.458	12		1:20.281
95	3 Laps	1:20.647	275	9 Laps	1:23.349	95	3 Laps	1:22.029	46	4.094	1:20.757	46	3.903	1:20.090
46	6.253	1:20.097	67	3 Laps	1:23.467	275	9 Laps	1:22.397	95	3 Laps	1:22.598	275	9 Laps	1:22.653
180	2 Laps	1:21.446	95	3 Laps	1:20.933	46	3.795	1:19.973	275	9 Laps	1:23.538	67	3 Laps	1:22.418
121	1 Lap	1:21.175	46	4.469	1:19.854	67	3 Laps	1:24.187	67	3 Laps	1:22.047	49	35 Laps	1:22.230
44	7 Laps	1:26.648	125	1 Lap	1:21.066	49	35 Laps	2:06.860	49	35 Laps	1:22.235	95	3 Laps	1:24.546 P
125	1 Lap	1:20.762	65	1 Lap	1:21.034	125	1 Lap	1:21.079	65	1 Lap	1:21.952	65	1 Lap	1:20.576
65	1 Lap	1:20.296	121	1 Lap	1:23.165	65	1 Lap	1:21.099	125	1 Lap	1:22.360	125	1 Lap	1:20.746
14	10 Laps	1:22.614	180	2 Laps	1:24.062	121	1 Lap	1:21.464	121	1 Lap	1:21.922	121	1 Lap	1:20.869
1	3 Laps	1:21.741	14	10 Laps	1:22.842	180	2 Laps	1:21.076	180	2 Laps	1:22.363	180	2 Laps	1:20.500
126	2 Laps	1:21.054	44	7 Laps	1:27.733	14	10 Laps	1:22.350	14	10 Laps	1:22.962	126	2 Laps	1:21.097
333	1 Lap	1:20.554	126	2 Laps	1:21.080	126	2 Laps	1:21.268	126	2 Laps	1:21.108	333	1 Lap	1:20.949
60	4 Laps	1:23.264	1	3 Laps	1:21.950	1	3 Laps	1:21.394	333	1 Lap	1:20.766	14	10 Laps	1:23.347
27	6 Laps	1:23.090	333	1 Lap	1:20.189	333	1 Lap	1:20.705	1	3 Laps	1:21.870	1	3 Laps	1:21.504
22	1 Lap	1:21.130	60	4 Laps	1:23.253	44	7 Laps	1:25.233	44	7 Laps	1:25.272	555	31 Laps	1:21.554
555	31 Laps	1:22.039	22	1 Lap	1:22.106	60	4 Laps	1:23.578	555	31 Laps	1:21.265	22	1 Lap	1:21.248
8	1 Lap	1:20.950	555	31 Laps	1:22.237	555	31 Laps	1:21.057	22	1 Lap	1:21.530	44	7 Laps	1:25.253
21	2 Laps	1:20.889	27	6 Laps	1:23.626	22	1 Lap	1:21.867	60	4 Laps	1:24.082	55	2 Laps	1:21.772
55	2 Laps	1:21.185	21	2 Laps	1:21.262	55	2 Laps	1:21.108	55	2 Laps	1:21.380	114	2 Laps	1:21.997
114	2 Laps	1:21.087	8	1 Lap	1:21.857	27	6 Laps	1:22.213	114	2 Laps	1:21.362	60	4 Laps	1:23.823
6	5 Laps	1:22.865	55	2 Laps	1:20.852	114	2 Laps	1:21.224	8	1 Lap	1:22.421	8	1 Lap	1:21.246
74	3 Laps	1:22.371	114	2 Laps	1:21.138	8	1 Lap	1:22.658	27	6 Laps	1:23.385	27	6 Laps	1:22.198
49	34 Laps	1:35.498 P	6	5 Laps	1:23.085	21	2 Laps	1:23.235	21	2 Laps	1:24.946 P	6	5 Laps	1:23.084
11	3 Laps	1:23.553	74	3 Laps	1:22.758	6	5 Laps	1:23.665	74	3 Laps	1:22.785	74	3 Laps	1:23.740
2	5 Laps	1:23.909	11	3 Laps	1:22.821	74	3 Laps	1:23.181	6	5 Laps	1:23.813	747	1 Lap	1:21.766
747	1 Lap	1:21.934	2	5 Laps	1:22.628	11	3 Laps	1:22.797	747	1 Lap	1:21.961	11	3 Laps	1:22.499
81	1 Lap	1:20.216	747	1 Lap	1:22.362	747	1 Lap	1:22.460	11	3 Laps	1:23.252	2	5 Laps	1:22.662
7	2 Laps	1:21.150	81	1 Lap	1:20.191	2	5 Laps	1:23.438	2	5 Laps	1:22.700	81	1 Lap	1:20.318
3	1 Lap	1:20.719	3	1 Lap	1:20.421	81	1 Lap	1:20.319	81	1 Lap	1:20.421	3	1 Lap	1:21.017
888	1 Lap	1:21.740	7	2 Laps	1:22.199	3	1 Lap	1:21.091	3	1 Lap	1:20.421	7	2 Laps	1:22.362
96	4 Laps	1:22.245	888	1 Lap	1:21.618	7	2 Laps	1:21.941	7	2 Laps	1:22.580	888	1 Lap	1:22.304
64	2 Laps	1:24.453	96	4 Laps	1:21.770	888	1 Lap	1:21.759	888	1 Lap	1:22.765	96	4 Laps	1:21.589
112	1:15.459	1:21.074	64	2 Laps	1:22.168	96	4 Laps	1:21.434	96	4 Laps	1:21.444	64	2 Laps	1:21.679
			112	1:15.198	1:21.377	64	2 Laps	1:21.807	64	2 Laps	1:21.790	112	1:17.174	1:21.307
						112	1:15.680	1:21.129	112	1:16.148	1:20.926			

2024 MSV Trackdays Enduro KA Series

RACE 13 - LAP CHART

LAP 101 @ 14:43:56.077			LAP 102 @ 14:45:16.347			LAP 103 @ 14:46:36.892			LAP 104 @ 14:47:57.094			LAP 105 @ 14:49:18.153		
NO	BEHIND	LAP TIME	NO	BEHIND	LAP TIME	NO	BEHIND	LAP TIME	NO	BEHIND	LAP TIME	NO	BEHIND	LAP TIME
12		1:20.428	12		1:20.270	12		1:20.545	12		1:20.202	12		1:21.059
46	3.599	1:20.124	46	3.477	1:20.148	64	3 Laps	1:23.039	46	2.387	1:19.936	96	5 Laps	1:21.816
275	9 Laps	1:23.083	125	1 Lap	1:22.063	112	1 Lap	1:23.162	112	1 Lap	1:21.771	46	1.481	1:20.153
67	3 Laps	1:22.927	65	1 Lap	1:22.591	46	2.653	1:19.721	64	3 Laps	1:23.051	112	1 Lap	1:21.145
65	1 Lap	1:20.310	121	1 Lap	1:22.101	125	1 Lap	1:20.552	125	1 Lap	1:20.510	7	3 Laps	1:24.903
49	35 Laps	1:23.160	275	9 Laps	1:24.717	65	1 Lap	1:20.571	65	1 Lap	1:20.623	64	3 Laps	1:21.916
125	1 Lap	1:20.290	67	3 Laps	1:24.962	121	1 Lap	1:20.500	121	1 Lap	1:20.601	125	1 Lap	1:20.770
121	1 Lap	1:20.444	49	35 Laps	1:24.617	275	9 Laps	1:22.284	275	9 Laps	1:22.249	65	1 Lap	1:20.830
180	2 Laps	1:25.654 P	126	2 Laps	1:22.981	67	3 Laps	1:22.960	67	3 Laps	1:21.932	121	1 Lap	1:20.998
126	2 Laps	1:22.053	333	1 Lap	1:23.110	49	35 Laps	1:23.936	49	35 Laps	1:21.311	67	3 Laps	1:22.491
333	1 Lap	1:21.888	1	3 Laps	1:22.040	333	1 Lap	1:22.564	333	1 Lap	1:20.844	49	35 Laps	1:22.336
14	10 Laps	1:23.020	14	10 Laps	1:23.172	1	3 Laps	1:22.185	1	3 Laps	1:21.392	275	9 Laps	1:26.757 P
1	3 Laps	1:22.725	55	2 Laps	1:22.341	14	10 Laps	1:23.842	14	10 Laps	1:22.799	333	1 Lap	1:21.173
22	1 Lap	1:22.267	555	31 Laps	1:23.140	126	2 Laps	1:29.467	126	2 Laps	1:21.150	1	3 Laps	1:21.610
555	31 Laps	1:22.697	114	2 Laps	1:21.999	555	31 Laps	1:21.123	95	6 Laps	5:47.107	126	2 Laps	1:21.021
55	2 Laps	1:21.350	22	1 Lap	1:24.245	55	2 Laps	1:21.767	55	2 Laps	1:20.906	14	10 Laps	1:23.378
114	2 Laps	1:21.526	8	1 Lap	1:21.557	114	2 Laps	1:21.020	114	2 Laps	1:21.028	114	2 Laps	1:21.107
44	7 Laps	1:25.788	44	7 Laps	1:24.475	22	1 Lap	1:21.181	555	31 Laps	1:21.948	55	2 Laps	1:21.633
8	1 Lap	1:22.362	27	6 Laps	1:23.640	8	1 Lap	1:20.748	8	1 Lap	1:21.300	555	31 Laps	1:21.194
60	4 Laps	1:23.038	60	4 Laps	1:24.329	180	3 Laps	3:02.702	22	1 Lap	1:22.096	95	6 Laps	1:22.792
27	6 Laps	1:22.367	74	3 Laps	1:24.426	27	6 Laps	1:24.039	180	3 Laps	1:22.858	8	1 Lap	1:21.048
6	5 Laps	1:23.478	747	1 Lap	1:21.378	60	4 Laps	1:25.371	27	6 Laps	1:23.007	22	1 Lap	1:20.951
74	3 Laps	1:23.809	21	3 Laps	1:21.994	44	7 Laps	1:26.245	60	4 Laps	1:23.330	180	3 Laps	1:22.667
21	3 Laps	3:02.511	11	3 Laps	1:22.602	74	3 Laps	1:22.393	44	7 Laps	1:24.746	27	6 Laps	1:23.029
747	1 Lap	1:21.757	6	5 Laps	1:31.104 P	747	1 Lap	1:21.246	747	1 Lap	1:21.396	60	4 Laps	1:23.477
11	3 Laps	1:22.290	2	5 Laps	1:22.503	21	3 Laps	1:21.296	74	3 Laps	1:22.668	44	7 Laps	1:25.280
2	5 Laps	1:22.590	81	1 Lap	1:23.012	11	3 Laps	1:22.595	21	3 Laps	1:21.666	747	1 Lap	1:21.468
81	1 Lap	1:20.084	3	1 Lap	1:24.284 P	81	1 Lap	1:20.709	81	1 Lap	1:20.502	21	3 Laps	1:21.734
3	1 Lap	1:20.576	888	1 Lap	1:21.577	2	5 Laps	1:23.126	11	3 Laps	1:23.224	74	3 Laps	1:22.493
888	1 Lap	1:21.918	7	2 Laps	1:22.408	888	1 Lap	1:21.687	2	5 Laps	1:22.511	81	1 Lap	1:20.464
7	2 Laps	1:23.229	96	4 Laps	1:21.152	96	4 Laps	1:23.342	888	1 Lap	1:21.959	11	3 Laps	1:22.707
96	4 Laps	1:22.328				7	2 Laps	1:24.227				2	5 Laps	1:22.517
64	2 Laps	1:22.302										888	1 Lap	1:22.071
112	1:18.973	1:22.227												

2024 MSV Trackdays Enduro KA Series

RACE 13 - LAP CHART

LAP 106 @ 14:50:39.106			LAP 107 @ 14:51:59.407			LAP 108 @ 14:53:19.555			LAP 109 @ 14:54:39.608			LAP 110 @ 14:55:59.762		
NO	BEHIND	LAP TIME	NO	BEHIND	LAP TIME	NO	BEHIND	LAP TIME	NO	BEHIND	LAP TIME	NO	BEHIND	LAP TIME
12		1:20.953	46		1:19.913	46		1:20.148	46		1:20.053	46		1:20.154
46	0.388	1:19.860	12	0.233	1:20.534	12	0.290	1:20.205	12	0.343	1:20.106	12	0.695	1:20.506
96	5 Laps	1:22.125	96	5 Laps	1:21.163	888	2 Laps	1:22.191	888	2 Laps	1:21.165	888	2 Laps	1:21.460
112	1 Lap	1:21.613	112	1 Lap	1:21.037	96	5 Laps	1:21.242	96	5 Laps	1:21.531	96	5 Laps	1:21.360
7	3 Laps	1:22.765	64	3 Laps	1:22.124	112	1 Lap	1:20.998	112	1 Lap	1:21.280	2	6 Laps	1:30.114 P
64	3 Laps	1:22.252	7	3 Laps	1:23.446	64	3 Laps	1:22.204	64	3 Laps	1:22.183	112	1 Lap	1:20.806
65	1 Lap	1:21.063	65	1 Lap	1:20.407	7	3 Laps	1:22.808	7	3 Laps	1:22.767	64	3 Laps	1:22.081
125	1 Lap	1:21.511	125	1 Lap	1:20.654	65	1 Lap	1:20.474	65	1 Lap	1:20.344	65	1 Lap	1:20.539
121	1 Lap	1:20.839	121	1 Lap	1:21.601	125	1 Lap	1:20.431	125	1 Lap	1:20.495	125	1 Lap	1:20.333
3	4 Laps	4:30.647	3	4 Laps	1:22.081	121	1 Lap	1:20.748	11	5 Laps	3:07.810	7	3 Laps	1:23.167
49	35 Laps	1:23.273	333	1 Lap	1:21.350	3	4 Laps	1:21.167	121	1 Lap	1:24.645 P	3	4 Laps	1:21.200
67	3 Laps	1:23.657	49	35 Laps	1:24.038	333	1 Lap	1:22.568	3	4 Laps	1:21.350	11	5 Laps	1:24.989
333	1 Lap	1:21.026	67	3 Laps	1:23.952	1	3 Laps	1:21.278	333	1 Lap	1:21.729	333	1 Lap	1:21.827
1	3 Laps	1:21.438	1	3 Laps	1:21.666	67	3 Laps	1:22.887	1	3 Laps	1:21.376	1	3 Laps	1:21.758
126	2 Laps	1:21.406	126	2 Laps	1:21.506	49	35 Laps	1:23.433	67	3 Laps	1:21.943	49	35 Laps	1:22.266
14	10 Laps	1:23.062	114	2 Laps	1:21.378	126	2 Laps	1:21.350	49	35 Laps	1:21.593	67	3 Laps	1:22.618
114	2 Laps	1:21.661	55	2 Laps	1:21.196	55	2 Laps	1:22.478	126	2 Laps	1:21.388	126	2 Laps	1:21.360
55	2 Laps	1:21.845	14	10 Laps	1:23.654	114	2 Laps	1:22.828	275	12 Laps	5:37.539	55	2 Laps	1:21.261
555	31 Laps	1:22.009	555	31 Laps	1:21.332	555	31 Laps	1:22.579	55	2 Laps	1:21.113	8	1 Lap	1:20.882
95	6 Laps	1:22.684	95	6 Laps	1:21.979	8	1 Lap	1:21.547	114	2 Laps	1:21.573	114	2 Laps	1:22.116
8	1 Lap	1:22.835	8	1 Lap	1:21.748	95	6 Laps	1:22.564	555	31 Laps	1:21.653	555	31 Laps	1:21.795
22	1 Lap	1:23.032	22	1 Lap	1:21.576	14	10 Laps	1:24.623	8	1 Lap	1:20.983	275	12 Laps	1:23.636
180	3 Laps	1:21.748	180	3 Laps	1:21.770	22	1 Lap	1:22.519	95	6 Laps	1:21.288	95	6 Laps	1:22.023
27	6 Laps	1:23.106	27	6 Laps	1:22.819	180	3 Laps	1:21.804	14	10 Laps	1:23.042	14	10 Laps	1:23.175
60	4 Laps	1:23.255	60	4 Laps	1:23.633	27	6 Laps	1:23.331	22	1 Lap	1:25.583 P	180	3 Laps	1:21.533
44	7 Laps	1:24.852	44	7 Laps	1:25.027	60	4 Laps	1:23.836	180	3 Laps	1:21.592	27	6 Laps	1:22.634
747	1 Lap	1:21.700	747	1 Lap	1:21.412	81	1 Lap	1:20.068	27	6 Laps	1:23.034	81	1 Lap	1:20.442
21	3 Laps	1:21.101	21	3 Laps	1:21.560	747	1 Lap	1:22.255	60	4 Laps	1:23.522	747	1 Lap	1:21.574
74	3 Laps	1:22.187	81	1 Lap	1:20.710	21	3 Laps	1:22.181	81	1 Lap	1:20.803	60	4 Laps	1:24.410
81	1 Lap	1:20.108	6	8 Laps	1:22.562	44	7 Laps	1:25.864	747	1 Lap	1:21.189	21	3 Laps	1:21.259
6	8 Laps	5:26.593	74	3 Laps	1:25.595 P	6	8 Laps	1:22.317	21	3 Laps	1:21.199	6	8 Laps	1:23.562
2	5 Laps	1:23.426	2	5 Laps	1:23.340	2	5 Laps	1:23.561	6	8 Laps	1:22.863			
11	3 Laps	1:25.663 P							44	7 Laps	1:29.095 P			
888	1 Lap	1:21.681												

2024 MSV Trackdays Enduro KA Series

RACE 13 - LAP CHART

LAP 111 @ 14:57:20.125			LAP 112 @ 14:58:40.325			LAP 113 @ 15:00:00.363			LAP 114 @ 15:01:20.536			LAP 115 @ 15:02:41.010		
NO	BEHIND	LAP TIME	NO	BEHIND	LAP TIME	NO	BEHIND	LAP TIME	NO	BEHIND	LAP TIME	NO	BEHIND	LAP TIME
46		1:20.363	46		1:20.200	46		1:20.038	46		1:20.173	46		1:20.474
12	1.102	1:20.770	12	0.640	1:19.738	12	0.544	1:19.942	12	0.503	1:20.132	12	0.320	1:20.291
888	2 Laps	1:21.201	888	2 Laps	1:21.398	6	9 Laps	1:22.404	6	9 Laps	1:22.358	6	9 Laps	1:22.423
96	5 Laps	1:21.188	96	5 Laps	1:21.940	888	2 Laps	1:21.749	888	2 Laps	1:21.722	888	2 Laps	1:21.323
112	1 Lap	1:20.766	112	1 Lap	1:21.433	96	5 Laps	1:21.085	96	5 Laps	1:21.338	96	5 Laps	1:21.481
65	1 Lap	1:20.357	65	1 Lap	1:20.352	112	1 Lap	1:21.175	112	1 Lap	1:21.179	112	1 Lap	1:21.451
125	1 Lap	1:20.694	125	1 Lap	1:20.216	65	1 Lap	1:20.456	65	1 Lap	1:20.501	65	1 Lap	1:20.372
64	3 Laps	1:22.738	64	3 Laps	1:20.869	125	1 Lap	1:20.432	125	1 Lap	1:20.385	125	1 Lap	1:20.349
7	3 Laps	1:23.100	7	3 Laps	1:23.565	64	3 Laps	1:21.487	64	3 Laps	1:21.558	64	3 Laps	1:21.892
3	4 Laps	1:21.448	3	4 Laps	1:21.571	7	3 Laps	1:23.574	3	4 Laps	1:22.058	3	4 Laps	1:21.353
11	5 Laps	1:23.680	11	5 Laps	1:23.171	3	4 Laps	1:21.273	7	3 Laps	1:24.475	7	3 Laps	1:23.391
74	6 Laps	4:43.818	74	6 Laps	1:22.107	11	5 Laps	1:22.750	74	6 Laps	1:21.478	74	6 Laps	1:21.925
333	1 Lap	1:21.109	333	1 Lap	1:20.941	74	6 Laps	1:21.440	11	5 Laps	1:22.442	333	1 Lap	1:22.398
1	3 Laps	1:21.215	1	3 Laps	1:21.124	333	1 Lap	1:21.123	333	1 Lap	1:21.390	11	5 Laps	1:23.476
49	35 Laps	1:21.689	49	35 Laps	1:21.883	1	3 Laps	1:21.156	1	3 Laps	1:21.128	1	3 Laps	1:22.760
67	3 Laps	1:22.068	67	3 Laps	1:22.680	49	35 Laps	1:22.010	49	35 Laps	1:22.499	49	35 Laps	1:22.109
126	2 Laps	1:21.651	126	2 Laps	1:21.695	67	3 Laps	1:22.676	126	2 Laps	1:21.408	126	2 Laps	1:21.216
55	2 Laps	1:20.926	8	1 Lap	1:20.613	126	2 Laps	1:22.081	67	3 Laps	1:22.701	8	1 Lap	1:20.729
8	1 Lap	1:20.535	55	2 Laps	1:21.560	8	1 Lap	1:20.838	8	1 Lap	1:20.763	67	3 Laps	1:22.191
114	2 Laps	1:20.676	114	2 Laps	1:21.089	55	2 Laps	1:20.879	55	2 Laps	1:20.834	55	2 Laps	1:21.004
555	31 Laps	1:20.844	555	31 Laps	1:21.030	114	2 Laps	1:21.087	114	2 Laps	1:21.460	114	2 Laps	1:22.830
275	12 Laps	1:20.948	275	12 Laps	1:21.072	555	31 Laps	1:20.950	555	31 Laps	1:21.391	555	31 Laps	1:23.254
95	6 Laps	1:21.731	95	6 Laps	1:22.481	275	12 Laps	1:20.826	275	12 Laps	1:21.702	275	12 Laps	1:24.888
14	10 Laps	1:23.519	180	3 Laps	1:22.335	95	6 Laps	1:22.730	95	6 Laps	1:22.284	95	6 Laps	1:22.192
180	3 Laps	1:21.538	14	10 Laps	1:25.125	180	3 Laps	1:21.286	180	3 Laps	1:21.129	180	3 Laps	1:21.903
27	6 Laps	1:22.902	22	3 Laps	4:09.975	22	3 Laps	1:21.427	22	3 Laps	1:21.485	22	3 Laps	1:21.127
81	1 Lap	1:20.162	81	1 Lap	1:20.674	14	10 Laps	1:23.870	14	10 Laps	1:22.779	81	1 Lap	1:20.388
21	3 Laps	1:21.399	27	6 Laps	1:23.383	81	1 Lap	1:20.200	81	1 Lap	1:21.011	14	10 Laps	1:22.853
747	1 Lap	1:21.651	747	1 Lap	1:22.786	44	10 Laps	5:10.524	44	10 Laps	1:23.971	44	10 Laps	1:23.393
60	4 Laps	1:23.250	21	3 Laps	1:23.344	27	6 Laps	1:22.864	2	9 Laps	6:24.884	121	3 Laps	1:21.244
6	8 Laps	1:23.434	60	4 Laps	1:22.433	21	3 Laps	1:21.452	27	6 Laps	1:22.737	27	6 Laps	1:22.942
			121	3 Laps	4:51.231	121	3 Laps	1:20.707	121	3 Laps	1:20.449	21	3 Laps	1:22.607
						60	4 Laps	1:22.534	21	3 Laps	1:21.365			
						747	1 Lap	1:27.568 P	60	4 Laps	1:23.237			

2024 MSV Trackdays Enduro KA Series

RACE 13 - LAP CHART

LAP 116 @ 15:04:01.291			LAP 117 @ 15:05:21.968			LAP 118 @ 15:06:42.131			LAP 119 @ 15:08:02.566			LAP 120 @ 15:09:22.490		
NO	BEHIND	LAP TIME	NO	BEHIND	LAP TIME	NO	BEHIND	LAP TIME	NO	BEHIND	LAP TIME	NO	BEHIND	LAP TIME
46		1:20.281	46		1:20.677	46		1:20.163	46		1:20.435	46		1:19.924
12	0.733	1:20.694	12	0.275	1:20.219	12	0.474	1:20.362	27	7 Laps	1:22.648	12	1.563	1:19.923
60	5 Laps	1:24.670	60	5 Laps	1:22.696	60	5 Laps	1:23.192	12	1.564	1:21.525	27	7 Laps	1:23.099
6	9 Laps	1:22.335	6	9 Laps	1:22.368	6	9 Laps	1:22.278	44	11 Laps	1:24.161	44	11 Laps	1:22.842
2	10 Laps	1:37.530	888	2 Laps	1:22.944	888	2 Laps	1:21.372	60	5 Laps	1:23.230	60	5 Laps	1:23.548
888	2 Laps	1:21.151	65	1 Lap	1:20.426	65	1 Lap	1:20.473	6	9 Laps	1:22.182	6	9 Laps	1:22.190
96	5 Laps	1:22.670	125	1 Lap	1:20.637	125	1 Lap	1:20.408	888	2 Laps	1:21.447	888	2 Laps	1:20.746
65	1 Lap	1:20.498	96	5 Laps	1:23.465	96	5 Laps	1:21.182	65	1 Lap	1:20.510	65	1 Lap	1:20.260
125	1 Lap	1:20.630	2	10 Laps	1:35.660	747	5 Laps	5:47.639	125	1 Lap	1:20.389	125	1 Lap	1:20.148
64	3 Laps	1:21.913	64	3 Laps	1:21.875	64	3 Laps	1:24.439	96	5 Laps	1:21.767	96	5 Laps	1:21.035
112	1 Lap	1:32.231 P	3	4 Laps	1:21.109	3	4 Laps	1:21.535	555	33 Laps	3:28.844	555	33 Laps	1:21.441
3	4 Laps	1:21.167	74	6 Laps	1:21.514	2	10 Laps	1:36.234	747	5 Laps	1:21.881	747	5 Laps	1:21.689
7	3 Laps	1:23.722	333	1 Lap	1:22.179	333	1 Lap	1:20.854	64	3 Laps	1:21.831	64	3 Laps	1:21.832
74	6 Laps	1:21.526	7	3 Laps	1:23.887	74	6 Laps	1:22.204	3	4 Laps	1:20.947	3	4 Laps	1:20.587
333	1 Lap	1:20.890	1	3 Laps	1:21.537	7	3 Laps	1:22.815	333	1 Lap	1:23.317	333	1 Lap	1:21.219
11	5 Laps	1:22.102	11	5 Laps	1:22.285	1	3 Laps	1:21.670	74	6 Laps	1:23.521	74	6 Laps	1:21.035
1	3 Laps	1:22.255	126	2 Laps	1:21.309	11	5 Laps	1:22.510	7	3 Laps	1:22.835	1	3 Laps	1:21.505
126	2 Laps	1:21.277	8	1 Lap	1:21.282	126	2 Laps	1:21.619	1	3 Laps	1:23.038	7	3 Laps	1:22.851
49	35 Laps	1:23.337	55	2 Laps	1:21.233	8	1 Lap	1:20.767	11	5 Laps	1:22.281	11	5 Laps	1:22.326
8	1 Lap	1:21.682	49	35 Laps	1:23.628	55	2 Laps	1:21.053	8	1 Lap	1:21.094	8	1 Lap	1:21.307
55	2 Laps	1:21.553	67	3 Laps	1:22.521	67	3 Laps	1:22.687	126	2 Laps	1:21.876	55	2 Laps	1:20.880
67	3 Laps	1:22.123	114	2 Laps	1:21.791	49	35 Laps	1:22.873	55	2 Laps	1:21.388	126	2 Laps	1:22.294
114	2 Laps	1:22.539	275	12 Laps	1:21.599	114	2 Laps	1:22.171	49	35 Laps	1:22.420	49	35 Laps	1:23.043
555	31 Laps	1:23.832 P	95	6 Laps	1:22.839	275	12 Laps	1:21.058	67	3 Laps	1:23.058	114	2 Laps	1:21.445
275	12 Laps	1:21.489	180	3 Laps	1:21.904	180	3 Laps	1:21.701	2	10 Laps	1:36.979	275	12 Laps	1:22.048
95	6 Laps	1:22.135	22	3 Laps	1:21.267	95	6 Laps	1:23.021	275	12 Laps	1:20.508	67	3 Laps	1:23.720
180	3 Laps	1:20.788	81	1 Lap	1:20.066	22	3 Laps	1:20.760	114	2 Laps	1:21.454	112	3 Laps	1:20.798
22	3 Laps	1:21.409	14	10 Laps	1:23.605	81	1 Lap	1:20.098	112	3 Laps	4:38.359	180	3 Laps	1:21.370
81	1 Lap	1:20.141	121	3 Laps	1:21.251	14	10 Laps	1:23.093	180	3 Laps	1:21.040	22	3 Laps	1:21.082
14	10 Laps	1:22.617	21	3 Laps	1:21.524	121	3 Laps	1:20.802	22	3 Laps	1:20.759	81	1 Lap	1:20.461
121	3 Laps	1:21.335	27	6 Laps	1:22.653	21	3 Laps	1:21.429	81	1 Lap	1:20.356	95	6 Laps	1:22.573
21	3 Laps	1:20.803	44	10 Laps	1:23.315				95	6 Laps	1:22.424	2	10 Laps	1:36.966
44	10 Laps	1:24.452							121	3 Laps	1:21.151	121	3 Laps	1:20.934
27	6 Laps	1:23.654							14	10 Laps	1:22.902	21	3 Laps	1:20.621
									21	3 Laps	1:21.061			

2024 MSV Trackdays Enduro KA Series

RACE 13 - LAP CHART

LAP 121 @ 15:10:42.513			LAP 122 @ 15:12:02.590			LAP 123 @ 15:13:22.657			LAP 124 @ 15:14:43.059			LAP 125 @ 15:16:02.941		
NO	BEHIND	LAP TIME	NO	BEHIND	LAP TIME	NO	BEHIND	LAP TIME	NO	BEHIND	LAP TIME	NO	BEHIND	LAP TIME
46		1:20.023	46		1:20.077	46		1:20.067	46		1:20.402	46		1:19.882
14	11 Laps	1:23.740	21	4 Laps	1:21.158	21	4 Laps	1:20.420	21	4 Laps	1:20.305	21	4 Laps	1:20.480
12	1.313	1:19.773	12	2.412	1:21.176	12	2.490	1:20.145	12	1.919	1:19.831	12	1.510	1:19.473
27	7 Laps	1:22.607	14	11 Laps	1:23.593	14	11 Laps	1:22.498	14	11 Laps	1:22.710	14	11 Laps	1:23.875
44	11 Laps	1:23.119	27	7 Laps	1:23.069	27	7 Laps	1:22.823	27	7 Laps	1:23.216	27	7 Laps	1:22.896
60	5 Laps	1:23.633	2	11 Laps	1:38.941	44	11 Laps	1:23.607	44	11 Laps	1:22.499	65	1 Lap	1:20.374
65	1 Lap	1:21.395	44	11 Laps	1:23.327	65	1 Lap	1:20.521	65	1 Lap	1:20.162	125	1 Lap	1:20.276
125	1 Lap	1:21.421	65	1 Lap	1:20.984	125	1 Lap	1:20.368	125	1 Lap	1:20.265	44	11 Laps	1:22.790
888	2 Laps	1:23.204	125	1 Lap	1:21.084	888	2 Laps	1:22.015	888	2 Laps	1:20.908	888	2 Laps	1:20.415
6	9 Laps	1:23.578	888	2 Laps	1:21.307	6	9 Laps	1:22.578	96	5 Laps	1:20.914	96	5 Laps	1:20.374
96	5 Laps	1:21.087	60	5 Laps	1:24.133	60	5 Laps	1:23.845	6	9 Laps	1:21.993	6	9 Laps	1:22.643
555	33 Laps	1:21.818	6	9 Laps	1:21.945	96	5 Laps	1:22.064	60	5 Laps	1:23.069	60	5 Laps	1:22.280
747	5 Laps	1:22.061	96	5 Laps	1:20.885	555	33 Laps	1:21.935	555	33 Laps	1:22.429	555	33 Laps	1:21.196
64	3 Laps	1:22.352	555	33 Laps	1:21.655	2	11 Laps	1:40.797	747	5 Laps	1:21.204	747	5 Laps	1:21.129
3	4 Laps	1:20.962	747	5 Laps	1:21.563	747	5 Laps	1:21.807	3	4 Laps	1:20.723	3	4 Laps	1:20.662
333	1 Lap	1:21.259	3	4 Laps	1:20.773	3	4 Laps	1:20.965	64	3 Laps	1:21.617	64	3 Laps	1:21.272
74	6 Laps	1:21.832	64	3 Laps	1:22.248	64	3 Laps	1:21.133	2	11 Laps	1:35.946	333	1 Lap	1:21.818
1	3 Laps	1:21.518	333	1 Lap	1:21.012	333	1 Lap	1:21.686	333	1 Lap	1:21.075	1	3 Laps	1:20.801
8	1 Lap	1:21.210	74	6 Laps	1:21.454	74	6 Laps	1:21.818	74	6 Laps	1:22.011	74	6 Laps	1:21.902
7	3 Laps	1:23.019	1	3 Laps	1:21.114	1	3 Laps	1:21.620	1	3 Laps	1:21.351	8	1 Lap	1:21.463
55	2 Laps	1:21.041	8	1 Lap	1:21.266	8	1 Lap	1:20.518	8	1 Lap	1:20.194	55	2 Laps	1:21.027
11	5 Laps	1:23.791	55	2 Laps	1:21.206	55	2 Laps	1:20.641	55	2 Laps	1:20.689	126	2 Laps	1:21.312
126	2 Laps	1:21.616	126	2 Laps	1:21.984	126	2 Laps	1:21.163	126	2 Laps	1:21.301	2	11 Laps	1:36.203
275	12 Laps	1:21.927	11	5 Laps	1:22.892	7	3 Laps	1:23.974	114	2 Laps	1:21.963	114	2 Laps	1:22.095
114	2 Laps	1:22.573	7	3 Laps	1:25.079	11	5 Laps	1:25.430	7	3 Laps	1:23.758	7	3 Laps	1:23.227
49	35 Laps	1:23.283	275	12 Laps	1:21.093	114	2 Laps	1:20.557	49	35 Laps	1:22.814	81	1 Lap	1:23.214
67	3 Laps	1:22.494	114	2 Laps	1:21.323	275	12 Laps	1:21.146	275	12 Laps	1:23.944	112	3 Laps	1:23.622
112	3 Laps	1:21.142	49	35 Laps	1:21.112	49	35 Laps	1:21.260	112	3 Laps	1:21.802	180	3 Laps	1:23.201
180	3 Laps	1:20.633	67	3 Laps	1:21.783	112	3 Laps	1:20.923	81	1 Lap	1:20.960	67	3 Laps	1:23.447
81	1 Lap	1:20.553	112	3 Laps	1:20.558	67	3 Laps	1:22.236	67	3 Laps	1:22.198	22	3 Laps	1:21.477
22	3 Laps	1:21.153	180	3 Laps	1:20.589	180	3 Laps	1:20.346	180	3 Laps	1:22.101	49	35 Laps	1:26.013
95	6 Laps	1:22.817	81	1 Lap	1:19.551	81	1 Lap	1:20.157	22	3 Laps	1:21.438	95	6 Laps	1:22.717
121	3 Laps	1:20.806	22	3 Laps	1:20.951	22	3 Laps	1:20.951	95	6 Laps	1:22.624	275	12 Laps	1:33.888
			95	6 Laps	1:21.940	95	6 Laps	1:21.888	11	5 Laps	1:35.808 P			
			121	3 Laps	1:20.928	121	3 Laps	1:20.643	121	3 Laps	1:20.510			

2024 MSV Trackdays Enduro KA Series

RACE 13 - LAP CHART

LAP 126 @ 15:17:24.089			LAP 127 @ 15:18:44.592			LAP 128 @ 15:20:05.171			LAP 129 @ 15:21:25.858			LAP 130 @ 15:22:47.460		
NO	BEHIND	LAP TIME	NO	BEHIND	LAP TIME	NO	BEHIND	LAP TIME	NO	BEHIND	LAP TIME	NO	BEHIND	LAP TIME
46		1:21.148	46		1:20.503	46		1:20.579	46		1:20.687	46		1:21.602
121	4 Laps	1:21.685	95	7 Laps	1:22.946	121	4 Laps	1:21.026	121	4 Laps	1:20.653	7	4 Laps	1:25.203
12	0.709	1:20.347	121	4 Laps	1:20.302	12	1.727	1:21.857	12	1.398	1:20.358	121	4 Laps	1:22.795
21	4 Laps	1:21.626	275	13 Laps	1:22.393	95	7 Laps	1:22.436	21	4 Laps	1:21.886	12	1.981	1:22.185
14	11 Laps	1:22.782	2	12 Laps	1:38.124	275	13 Laps	1:22.669	95	7 Laps	1:22.981	21	4 Laps	1:22.887
65	1 Lap	1:20.319	12	0.449	1:20.243	21	4 Laps	1:21.126	275	13 Laps	1:23.129	95	7 Laps	1:22.847
125	1 Lap	1:20.320	21	4 Laps	1:20.678	2	12 Laps	1:36.583	125	1 Lap	1:22.310	275	13 Laps	1:22.583
27	7 Laps	1:22.722	14	11 Laps	1:23.274	65	1 Lap	1:20.222	65	1 Lap	1:23.567	65	1 Lap	1:21.274
44	11 Laps	1:22.316	65	1 Lap	1:20.444	125	1 Lap	1:20.194	14	11 Laps	1:23.299	125	1 Lap	1:22.797 P
888	2 Laps	1:20.574	125	1 Lap	1:20.514	14	11 Laps	1:23.389	96	5 Laps	1:24.334	14	11 Laps	1:23.306
96	5 Laps	1:20.034	27	7 Laps	1:22.166	27	7 Laps	1:22.998	27	7 Laps	1:26.550	27	7 Laps	1:24.232
6	9 Laps	1:21.881	96	5 Laps	1:20.632	96	5 Laps	1:20.865	888	2 Laps	1:33.383	96	5 Laps	1:33.522 P
60	5 Laps	1:22.643	888	2 Laps	1:24.553	888	2 Laps	1:21.833	6	9 Laps	1:30.481	6	9 Laps	1:23.815
555	33 Laps	1:20.881	44	11 Laps	1:25.787	44	11 Laps	1:22.834	555	33 Laps	1:28.932	555	33 Laps	1:23.917
747	5 Laps	1:21.414	6	9 Laps	1:22.175	6	9 Laps	1:21.862	44	11 Laps	1:32.326	44	11 Laps	1:24.557
3	4 Laps	1:20.663	555	33 Laps	1:21.506	555	33 Laps	1:21.418	60	5 Laps	1:28.618	747	5 Laps	1:23.721
64	3 Laps	1:21.203	60	5 Laps	1:23.051	60	5 Laps	1:21.865	747	5 Laps	1:26.711	888	2 Laps	1:25.906 P
333	1 Lap	1:21.221	747	5 Laps	1:21.466	747	5 Laps	1:21.538	3	4 Laps	1:25.847	3	4 Laps	1:23.824
1	3 Laps	1:21.403	3	4 Laps	1:20.860	3	4 Laps	1:21.059	2	12 Laps	1:49.042	60	5 Laps	1:26.091
8	1 Lap	1:20.901	64	3 Laps	1:21.881	64	3 Laps	1:21.535	64	3 Laps	1:24.769	64	3 Laps	1:25.756
55	2 Laps	1:21.150	333	1 Lap	1:21.178	333	1 Lap	1:21.328	333	1 Lap	1:21.907	333	1 Lap	1:22.552
74	6 Laps	1:22.481	8	1 Lap	1:20.774	8	1 Lap	1:21.193	8	1 Lap	1:21.649	8	1 Lap	1:22.131
126	2 Laps	1:21.331	55	2 Laps	1:20.421	55	2 Laps	1:21.132	55	2 Laps	1:22.059	55	2 Laps	1:22.613
114	2 Laps	1:22.884	1	3 Laps	1:21.981	1	3 Laps	1:21.337	1	3 Laps	1:22.194	1	3 Laps	1:30.978
81	1 Lap	1:19.893	74	6 Laps	1:21.120	74	6 Laps	1:21.161	74	6 Laps	1:22.686	74	6 Laps	1:30.399
112	3 Laps	1:20.712	126	2 Laps	1:21.219	126	2 Laps	1:25.069 P	81	1 Lap	1:23.290	2	12 Laps	1:46.907
7	3 Laps	1:23.663	81	1 Lap	1:20.676	81	1 Lap	1:20.425	112	3 Laps	1:22.103	112	3 Laps	1:22.027
180	3 Laps	1:20.818	114	2 Laps	1:22.511	112	3 Laps	1:20.839	180	3 Laps	1:22.027	180	3 Laps	1:22.636
22	3 Laps	1:21.923	112	3 Laps	1:21.358	180	3 Laps	1:21.142	114	2 Laps	1:23.025	22	3 Laps	1:21.506
67	3 Laps	1:22.170	180	3 Laps	1:21.047	114	2 Laps	1:22.098	22	3 Laps	1:21.702	114	2 Laps	1:23.402
49	35 Laps	1:22.348	22	3 Laps	1:21.517	22	3 Laps	1:21.363	67	3 Laps	1:24.052	81	1 Lap	1:30.186 P
			7	3 Laps	1:24.200	67	3 Laps	1:22.334	49	35 Laps	1:25.356	67	3 Laps	1:23.229
			67	3 Laps	1:22.919	49	35 Laps	1:22.860						
			49	35 Laps	1:21.739	7	3 Laps	1:25.954						

2024 MSV Trackdays Enduro KA Series

RACE 13 - LAP CHART

LAP 131 @ 15:24:07.950			LAP 132 @ 15:25:27.928			LAP 133 @ 15:26:48.326			LAP 134 @ 15:28:08.728			LAP 135 @ 15:29:28.766		
NO	BEHIND	LAP TIME	NO	BEHIND	LAP TIME	NO	BEHIND	LAP TIME	NO	BEHIND	LAP TIME	NO	BEHIND	LAP TIME
46		1:20.490	46		1:19.978	46		1:20.398	46		1:20.402	46		1:20.038
49	36 Laps	1:23.246	67	4 Laps	1:22.053	12	3.461	1:20.541	12	3.655	1:20.596	114	3 Laps	1:22.446
121	4 Laps	1:21.200	121	4 Laps	1:20.436	121	4 Laps	1:20.977	121	4 Laps	1:20.945	12	3.980	1:20.363
12	2.901	1:21.410	12	3.318	1:20.395	67	4 Laps	1:22.731	67	4 Laps	1:22.071	121	4 Laps	1:20.651
21	4 Laps	1:20.713	49	36 Laps	1:22.622	49	36 Laps	1:21.861	21	4 Laps	1:20.829	21	4 Laps	1:20.822
95	7 Laps	1:20.894	21	4 Laps	1:21.024	21	4 Laps	1:20.554	49	36 Laps	1:21.751	67	4 Laps	1:22.656
275	13 Laps	1:21.357	95	7 Laps	1:21.700	275	13 Laps	1:21.848	95	7 Laps	1:23.089	49	36 Laps	1:21.399
7	4 Laps	1:27.679	275	13 Laps	1:21.720	95	7 Laps	1:22.608	275	13 Laps	1:23.315	275	13 Laps	1:22.993
65	1 Lap	1:20.876	2	13 Laps	1:40.773	7	4 Laps	1:25.224	7	4 Laps	1:24.324	95	7 Laps	1:28.143 P
14	11 Laps	1:23.357	7	4 Laps	1:23.493	65	1 Lap	1:20.508	65	1 Lap	1:20.338	65	1 Lap	1:20.416
27	7 Laps	1:23.798	65	1 Lap	1:20.400	2	13 Laps	1:37.610	96	8 Laps	5:03.726	96	8 Laps	1:21.368
555	33 Laps	1:21.983	14	11 Laps	1:22.875	14	11 Laps	1:23.924	14	11 Laps	1:24.419	7	4 Laps	1:23.910
747	5 Laps	1:21.793	126	5 Laps	4:54.872	126	5 Laps	1:21.749	126	5 Laps	1:21.430	126	5 Laps	1:22.106
6	9 Laps	1:23.130	27	7 Laps	1:23.204	27	7 Laps	1:23.087	27	7 Laps	1:23.041	27	7 Laps	1:23.082
3	4 Laps	1:22.182	555	33 Laps	1:21.493	555	33 Laps	1:22.104	2	13 Laps	1:37.729	14	11 Laps	1:31.991 P
44	11 Laps	1:23.857	747	5 Laps	1:21.277	3	4 Laps	1:21.051	747	5 Laps	1:21.190	747	5 Laps	1:21.974
60	5 Laps	1:22.787	6	9 Laps	1:21.711	747	5 Laps	1:22.648	555	33 Laps	1:22.429	555	33 Laps	1:21.928
64	3 Laps	1:21.756	3	4 Laps	1:21.379	6	9 Laps	1:23.529	3	4 Laps	1:22.336	3	4 Laps	1:22.128
333	1 Lap	1:21.358	44	11 Laps	1:21.960	44	11 Laps	1:22.058	6	9 Laps	1:22.058	6	9 Laps	1:23.153
8	1 Lap	1:20.431	60	5 Laps	1:22.457	60	5 Laps	1:23.022	44	11 Laps	1:22.385	81	4 Laps	1:21.064
55	2 Laps	1:20.933	64	3 Laps	1:21.498	64	3 Laps	1:21.509	81	4 Laps	4:57.429	44	11 Laps	1:23.801
1	3 Laps	1:21.601	333	1 Lap	1:20.965	8	1 Lap	1:20.860	64	3 Laps	1:22.056	64	3 Laps	1:21.491
74	6 Laps	1:21.453	8	1 Lap	1:20.667	333	1 Lap	1:21.736	60	5 Laps	1:22.932	60	5 Laps	1:21.990
112	3 Laps	1:22.661	55	2 Laps	1:20.907	55	2 Laps	1:21.060	8	1 Lap	1:20.797	8	1 Lap	1:20.817
180	3 Laps	1:21.974	1	3 Laps	1:21.482	888	4 Laps	4:23.936	333	1 Lap	1:20.755	333	1 Lap	1:20.554
22	3 Laps	1:21.702	74	6 Laps	1:21.834	1	3 Laps	1:21.526	55	2 Laps	1:20.938	55	2 Laps	1:21.565
114	2 Laps	1:21.829	112	3 Laps	1:20.947	74	6 Laps	1:21.200	888	4 Laps	1:21.775	2	13 Laps	1:40.563
			180	3 Laps	1:21.582	112	3 Laps	1:20.983	74	6 Laps	1:21.903	888	4 Laps	1:21.130
			22	3 Laps	1:21.224	180	3 Laps	1:20.590	1	3 Laps	1:23.923 P	74	6 Laps	1:21.511
			114	2 Laps	1:22.034	22	3 Laps	1:20.896	112	3 Laps	1:20.852	112	3 Laps	1:20.876
						114	2 Laps	1:21.638	125	4 Laps	6:16.755	180	3 Laps	1:20.814
									180	3 Laps	1:21.147	22	3 Laps	1:21.022
									22	3 Laps	1:21.080	125	4 Laps	1:22.142

2024 MSV Trackdays Enduro KA Series

RACE 13 - LAP CHART

LAP 136 @ 15:30:49.312			LAP 137 @ 15:32:09.171			LAP 138 @ 15:33:28.527			LAP 139 @ 15:34:48.675			LAP 140 @ 15:36:08.072		
NO	BEHIND	LAP TIME	NO	BEHIND	LAP TIME	NO	BEHIND	LAP TIME	NO	BEHIND	LAP TIME	NO	BEHIND	LAP TIME
46		1:20.546	46		1:19.859	46		1:19.356	46		1:20.148	46		1:19.397
114	3 Laps	1:21.400	125	5 Laps	1:22.228	22	4 Laps	1:20.768	180	4 Laps	1:21.598	74	7 Laps	1:21.621
12	3.276	1:19.842	12	3.833	1:20.416	125	5 Laps	1:20.568	22	4 Laps	1:21.232	180	4 Laps	1:20.140
121	4 Laps	1:20.701	2	14 Laps	1:39.566	12	4.883	1:20.406	112	4 Laps	1:22.746	22	4 Laps	1:20.706
21	4 Laps	1:20.597	114	3 Laps	1:21.851	121	4 Laps	1:19.890	125	5 Laps	1:20.645	112	4 Laps	1:20.922
49	36 Laps	1:22.016	121	4 Laps	1:19.991	114	3 Laps	1:20.778	12	5.010	1:20.275	125	5 Laps	1:20.531
67	4 Laps	1:22.770	21	4 Laps	1:21.016	21	4 Laps	1:20.989	121	4 Laps	1:20.171	12	6.341	1:20.728 P
275	13 Laps	1:22.072	49	36 Laps	1:22.379	49	36 Laps	1:22.327	114	3 Laps	1:20.784	121	4 Laps	1:20.416
65	1 Lap	1:21.100	67	4 Laps	1:22.722	2	14 Laps	1:36.298	21	4 Laps	1:20.835	114	3 Laps	1:21.001
96	8 Laps	1:21.191	275	13 Laps	1:22.665	275	13 Laps	1:22.049	49	36 Laps	1:22.256	95	11 Laps	6:28.412
7	4 Laps	1:23.137	65	1 Lap	1:20.839	67	4 Laps	1:30.168 P	65	1 Lap	1:20.942	21	4 Laps	1:20.707
126	5 Laps	1:21.388	96	8 Laps	1:21.107	65	1 Lap	1:20.631	96	8 Laps	1:20.578	49	36 Laps	1:22.342
27	7 Laps	1:22.998	7	4 Laps	1:23.474	96	8 Laps	1:20.954	275	13 Laps	1:25.578	65	1 Lap	1:21.376
747	5 Laps	1:21.705	126	5 Laps	1:21.608	7	4 Laps	1:23.698	2	14 Laps	1:35.632	96	8 Laps	1:20.416
555	33 Laps	1:21.669	27	7 Laps	1:23.285	126	5 Laps	1:21.757	7	4 Laps	1:23.993	275	13 Laps	1:21.683
3	4 Laps	1:21.657	747	5 Laps	1:21.435	3	4 Laps	1:21.318	126	5 Laps	1:21.566	14	15 Laps	6:29.741
81	4 Laps	1:20.706	3	4 Laps	1:21.567	747	5 Laps	1:21.862	1	7 Laps	6:14.475	7	4 Laps	1:24.895
6	9 Laps	1:21.865	555	33 Laps	1:21.988	555	33 Laps	1:21.590	747	5 Laps	1:22.208	126	5 Laps	1:22.004
64	3 Laps	1:22.195	81	4 Laps	1:20.650	81	4 Laps	1:20.612	81	4 Laps	1:21.313	2	14 Laps	1:34.523
44	11 Laps	1:23.179	6	9 Laps	1:21.211	27	7 Laps	1:24.528	555	33 Laps	1:22.032	1	7 Laps	1:23.291
8	1 Lap	1:21.598	64	3 Laps	1:21.034	6	9 Laps	1:22.042	3	4 Laps	1:22.673	81	4 Laps	1:21.946
333	1 Lap	1:21.885	8	1 Lap	1:20.877	8	1 Lap	1:20.332	27	7 Laps	1:22.378	3	4 Laps	1:22.499
60	5 Laps	1:22.920	333	1 Lap	1:21.086	64	3 Laps	1:21.421	8	1 Lap	1:21.059	555	33 Laps	1:22.808
55	2 Laps	1:20.628	44	11 Laps	1:22.731	333	1 Lap	1:20.420	6	9 Laps	1:22.326	747	5 Laps	1:23.086
888	4 Laps	1:22.649	60	5 Laps	1:21.744	55	2 Laps	1:21.441	333	1 Lap	1:20.710	27	7 Laps	1:22.351
74	6 Laps	1:21.463	55	2 Laps	1:20.865	44	11 Laps	1:22.583	55	2 Laps	1:20.843	8	1 Lap	1:20.786
112	3 Laps	1:21.541	888	4 Laps	1:21.682	60	5 Laps	1:24.364	44	11 Laps	1:22.338	333	1 Lap	1:21.483
180	3 Laps	1:21.087	74	6 Laps	1:21.551	888	4 Laps	1:21.442	64	3 Laps	1:27.126 P	6	9 Laps	1:22.055
22	3 Laps	1:21.128	112	3 Laps	1:20.585	74	6 Laps	1:21.196	60	5 Laps	1:29.594 P	55	2 Laps	1:20.775
			180	3 Laps	1:20.218				888	4 Laps	1:21.478	44	11 Laps	1:22.391

2024 MSV Trackdays Enduro KA Series

RACE 13 - LAP CHART

LAP 141 @ 15:37:27.786			LAP 142 @ 15:38:47.904			LAP 143 @ 15:40:09.198			LAP 144 @ 15:41:29.666			LAP 145 @ 15:42:49.658		
NO	BEHIND	LAP TIME	NO	BEHIND	LAP TIME	NO	BEHIND	LAP TIME	NO	BEHIND	LAP TIME	NO	BEHIND	LAP TIME
46		1:19.714	46		1:20.118	46		1:21.294	46		1:20.468	46		1:19.992
888	5 Laps	1:21.818	888	5 Laps	1:20.626	888	5 Laps	1:21.453	888	5 Laps	1:20.489	888	5 Laps	1:20.438
74	7 Laps	1:20.610	74	7 Laps	1:20.750	67	7 Laps	1:23.156	180	4 Laps	1:21.571	44	12 Laps	1:23.518
180	4 Laps	1:20.466	180	4 Laps	1:20.323	180	4 Laps	1:20.565	67	7 Laps	1:22.008	180	4 Laps	1:21.117
22	4 Laps	1:20.771	22	4 Laps	1:21.238	74	7 Laps	1:21.816	74	7 Laps	1:21.532	67	7 Laps	1:21.933
125	5 Laps	1:20.611	112	4 Laps	1:21.607	2	15 Laps	1:36.211	22	4 Laps	1:21.009	74	7 Laps	1:21.665
112	4 Laps	1:21.073	125	5 Laps	1:21.934	22	4 Laps	1:21.122	112	4 Laps	1:20.896	112	4 Laps	1:20.782
121	4 Laps	1:20.558	121	4 Laps	1:20.327	112	4 Laps	1:20.669	121	4 Laps	1:21.620	22	4 Laps	1:21.427
114	3 Laps	1:21.424	95	11 Laps	1:20.970	125	5 Laps	1:21.569	125	5 Laps	1:23.085	121	4 Laps	1:20.659
95	11 Laps	1:20.484	114	3 Laps	1:22.025	121	4 Laps	1:20.691	95	11 Laps	1:20.272	95	11 Laps	1:19.973
21	4 Laps	1:20.832	21	4 Laps	1:20.483	95	11 Laps	1:20.638	114	3 Laps	1:21.060	125	5 Laps	1:21.367
49	36 Laps	1:22.114	49	36 Laps	1:22.255	114	3 Laps	1:20.827	21	4 Laps	1:20.671	114	3 Laps	1:21.488
65	1 Lap	1:20.993	65	1 Lap	1:20.871	21	4 Laps	1:20.352	12	2 Laps	1:21.424	21	4 Laps	1:20.496
96	8 Laps	1:20.213	96	8 Laps	1:20.793	6	10 Laps	1:47.520 P	2	15 Laps	1:37.626	12	2 Laps	1:20.618
275	13 Laps	1:22.328	275	13 Laps	1:22.364	12	2 Laps	4:12.873	49	36 Laps	1:22.483	96	8 Laps	1:21.228
14	15 Laps	1:26.011	14	15 Laps	1:25.500	49	36 Laps	1:22.456	96	8 Laps	1:20.953	65	1 Lap	1:21.164
7	4 Laps	1:23.876	126	5 Laps	1:21.214	96	8 Laps	1:21.854	65	1 Lap	1:20.889	49	36 Laps	1:24.655
126	5 Laps	1:21.391	7	4 Laps	1:23.939	65	1 Lap	1:22.435	275	13 Laps	1:22.480	2	15 Laps	1:33.683
1	7 Laps	1:24.686	1	7 Laps	1:23.419	275	13 Laps	1:22.322	64	6 Laps	1:24.139	275	13 Laps	1:22.151
81	4 Laps	1:21.842	81	4 Laps	1:20.727	64	6 Laps	4:54.563	60	8 Laps	1:24.696	60	8 Laps	1:22.936
555	33 Laps	1:22.116	747	5 Laps	1:22.028	60	8 Laps	4:46.638	6	10 Laps	1:54.637	6	10 Laps	1:23.510
747	5 Laps	1:22.185	3	4 Laps	1:22.109	126	5 Laps	1:21.842	126	5 Laps	1:21.327	64	6 Laps	1:25.840
3	4 Laps	1:22.446	555	33 Laps	1:22.659	14	15 Laps	1:23.818	14	15 Laps	1:23.125	126	5 Laps	1:21.227
8	1 Lap	1:21.521	333	1 Lap	1:22.153	7	4 Laps	1:28.293 P	1	7 Laps	1:22.940	14	15 Laps	1:23.276
333	1 Lap	1:21.036	8	1 Lap	1:23.048	1	7 Laps	1:22.692	81	4 Laps	1:20.858	81	4 Laps	1:20.822
27	7 Laps	1:23.037	27	7 Laps	1:22.747	81	4 Laps	1:20.804	3	4 Laps	1:20.661	1	7 Laps	1:22.772
6	9 Laps	1:21.733	55	2 Laps	1:21.405	3	4 Laps	1:21.100	747	5 Laps	1:21.205	3	4 Laps	1:21.100
55	2 Laps	1:21.214	44	11 Laps	1:22.931	747	5 Laps	1:21.714	555	33 Laps	1:21.210	747	5 Laps	1:21.144
2	14 Laps	1:37.094				555	33 Laps	1:21.347	8	1 Lap	1:21.008	555	33 Laps	1:21.429
44	11 Laps	1:23.044				8	1 Lap	1:21.000	333	1 Lap	1:21.122	8	1 Lap	1:21.313
67	6 Laps	4:54.548				333	1 Lap	1:21.612	55	2 Laps	1:21.588	333	1 Lap	1:21.200
						55	2 Laps	1:20.695	27	7 Laps	1:22.506	55	2 Laps	1:20.873
						27	7 Laps	1:22.377				27	7 Laps	1:22.867
						44	11 Laps	1:23.445						

2024 MSV Trackdays Enduro KA Series

RACE 13 - LAP CHART

LAP 146 @ 15:44:09.859			LAP 147 @ 15:45:29.965			LAP 148 @ 15:46:49.939			LAP 149 @ 15:48:09.805			LAP 150 @ 15:49:30.025		
NO	BEHIND	LAP TIME	NO	BEHIND	LAP TIME	NO	BEHIND	LAP TIME	NO	BEHIND	LAP TIME	NO	BEHIND	LAP TIME
46		1:20.201	46		1:20.106	46		1:19.974	46		1:19.866	46		1:20.220
888	5 Laps	1:20.580	888	5 Laps	1:20.469	27	8 Laps	1:23.494	888	5 Laps	1:20.791	333	2 Laps	1:26.501 P
180	4 Laps	1:20.263	180	4 Laps	1:20.467	888	5 Laps	1:20.302	180	4 Laps	1:20.162	888	5 Laps	1:20.776
44	12 Laps	1:22.699	67	7 Laps	1:21.174	180	4 Laps	1:20.562	27	8 Laps	1:23.192	180	4 Laps	1:21.155
67	7 Laps	1:20.995	74	7 Laps	1:21.033	67	7 Laps	1:21.869	95	11 Laps	1:20.081	27	8 Laps	1:22.811
74	7 Laps	1:21.170	112	4 Laps	1:20.913	121	4 Laps	1:20.656	121	4 Laps	1:21.337	95	11 Laps	1:21.263
112	4 Laps	1:20.368	22	4 Laps	1:20.468	74	7 Laps	1:22.300	67	7 Laps	1:22.315	121	4 Laps	1:21.245
22	4 Laps	1:20.882	44	12 Laps	1:23.352	112	4 Laps	1:21.761	112	4 Laps	1:21.531	112	4 Laps	1:21.298
121	4 Laps	1:20.003	121	4 Laps	1:19.979	22	4 Laps	1:21.727	22	4 Laps	1:21.561	2	16 Laps	1:36.277
95	11 Laps	1:19.965	95	11 Laps	1:19.848	95	11 Laps	1:20.210	125	5 Laps	1:20.214	125	5 Laps	1:23.139
125	5 Laps	1:20.410	125	5 Laps	1:19.878	125	5 Laps	1:20.782	74	7 Laps	1:22.575	22	4 Laps	1:23.720
114	3 Laps	1:21.495	21	4 Laps	1:20.852	44	12 Laps	1:23.545	44	12 Laps	1:22.156	74	7 Laps	1:23.470
21	4 Laps	1:21.489	114	3 Laps	1:21.281	21	4 Laps	1:20.837	21	4 Laps	1:20.749	44	12 Laps	1:22.510
12	2 Laps	1:20.414	12	2 Laps	1:20.555	114	3 Laps	1:24.169 P	12	2 Laps	1:20.367	21	4 Laps	1:20.677
96	8 Laps	1:20.333	96	8 Laps	1:20.972	12	2 Laps	1:20.570	96	8 Laps	1:20.865	12	2 Laps	1:20.531
65	1 Lap	1:20.684	49	36 Laps	1:21.813	96	8 Laps	1:20.905	49	36 Laps	1:22.421	67	7 Laps	1:36.464
49	36 Laps	1:21.697	65	1 Lap	1:24.698 P	49	36 Laps	1:22.464	7	8 Laps	1:23.304	96	8 Laps	1:21.108
275	13 Laps	1:22.206	275	13 Laps	1:22.830	7	8 Laps	6:27.654	60	9 Laps	1:23.288	49	36 Laps	1:22.161
2	15 Laps	1:33.007	126	5 Laps	1:21.367	60	9 Laps	2:29.624	275	13 Laps	1:23.522	7	8 Laps	1:23.360
6	10 Laps	1:22.658	6	10 Laps	1:22.837	275	13 Laps	1:22.506	126	5 Laps	1:21.410	60	9 Laps	1:23.462
126	5 Laps	1:21.001	64	6 Laps	1:23.635	126	5 Laps	1:21.301	6	10 Laps	1:21.708	275	13 Laps	1:23.627
64	6 Laps	1:23.878	2	15 Laps	1:33.103	6	10 Laps	1:21.687	64	6 Laps	1:23.600	126	5 Laps	1:21.270
60	8 Laps	1:27.053 P	81	4 Laps	1:20.625	64	6 Laps	1:23.368	81	4 Laps	1:20.178	6	10 Laps	1:21.563
14	15 Laps	1:23.574	14	15 Laps	1:23.899	81	4 Laps	1:21.692	3	4 Laps	1:20.385	81	4 Laps	1:20.445
81	4 Laps	1:20.687	3	4 Laps	1:21.373	14	15 Laps	1:22.989	555	33 Laps	1:20.285	64	6 Laps	1:23.481
3	4 Laps	1:20.745	555	33 Laps	1:21.221	3	4 Laps	1:21.012	8	1 Lap	1:20.471	3	4 Laps	1:20.247
1	7 Laps	1:22.822	8	1 Lap	1:20.724	555	33 Laps	1:20.480	14	15 Laps	1:23.611	555	33 Laps	1:20.544
555	33 Laps	1:20.381	1	7 Laps	1:22.518	8	1 Lap	1:20.505	747	5 Laps	1:21.053	747	5 Laps	1:20.646
8	1 Lap	1:20.863	747	5 Laps	1:21.465	747	5 Laps	1:21.224	55	2 Laps	1:21.168	14	15 Laps	1:22.822
747	5 Laps	1:21.770	333	1 Lap	1:21.442	55	2 Laps	1:22.457	1	7 Laps	1:22.581	8	1 Lap	1:24.630 P
333	1 Lap	1:20.789	55	2 Laps	1:21.350	333	1 Lap	1:23.212				55	2 Laps	1:21.414
55	2 Laps	1:20.983				1	7 Laps	1:23.839						
27	7 Laps	1:23.131				2	15 Laps	1:37.522						

2024 MSV Trackdays Enduro KA Series

RACE 13 - LAP CHART

LAP 151 @ 15:50:49.624			LAP 152 @ 15:52:09.317			LAP 153 @ 15:53:30.270			LAP 154 @ 15:54:49.596			LAP 155 @ 15:56:09.746		
NO	BEHIND	LAP TIME	NO	BEHIND	LAP TIME	NO	BEHIND	LAP TIME	NO	BEHIND	LAP TIME	NO	BEHIND	LAP TIME
46		1:19.599	46		1:19.693	46		1:20.953	46		1:19.326	46		1:20.150
1	8 Laps	1:22.019	55	3 Laps	1:21.351	55	3 Laps	1:21.082	55	3 Laps	1:20.895	747	6 Laps	1:21.423
888	5 Laps	1:20.420	1	8 Laps	1:21.900	14	16 Laps	1:24.166	888	5 Laps	1:20.200	64	7 Laps	1:23.465
180	4 Laps	1:21.342	888	5 Laps	1:20.162	888	5 Laps	1:20.213	14	16 Laps	1:23.090	55	3 Laps	1:21.216
27	8 Laps	1:22.649	180	4 Laps	1:21.158	1	8 Laps	1:23.099	1	8 Laps	1:22.683	888	5 Laps	1:20.652
95	11 Laps	1:20.385	95	11 Laps	1:20.526	180	4 Laps	1:22.155	180	4 Laps	1:21.360	14	16 Laps	1:22.648
121	4 Laps	1:20.906	121	4 Laps	1:20.205	333	4 Laps	4:09.690	95	11 Laps	1:20.598	1	8 Laps	1:23.021
112	4 Laps	1:20.784	112	4 Laps	1:20.296	95	11 Laps	1:20.108	121	4 Laps	1:21.373	95	11 Laps	1:20.262
22	4 Laps	1:21.174	27	8 Laps	1:23.414	121	4 Laps	1:20.244	112	4 Laps	1:21.241	180	4 Laps	1:20.999
125	5 Laps	1:21.618	22	4 Laps	1:20.491	112	4 Laps	1:20.232	333	4 Laps	1:23.562	121	4 Laps	1:20.085
74	7 Laps	1:21.336	125	5 Laps	1:20.545	27	8 Laps	1:22.326	22	4 Laps	1:20.532	112	4 Laps	1:20.378
44	12 Laps	1:22.706	74	7 Laps	1:20.757	22	4 Laps	1:20.025	125	5 Laps	1:20.972	22	4 Laps	1:20.864
21	4 Laps	1:21.148	21	4 Laps	1:20.955	125	5 Laps	1:20.106	74	7 Laps	1:21.065	125	5 Laps	1:20.620
12	2 Laps	1:21.163	44	12 Laps	1:23.598	74	7 Laps	1:21.035	27	8 Laps	1:23.131	333	4 Laps	1:22.772
2	16 Laps	1:35.617	12	2 Laps	1:19.880	21	4 Laps	1:20.570	21	4 Laps	1:20.440	74	7 Laps	1:20.559
65	4 Laps	5:13.121	65	4 Laps	1:20.809	12	2 Laps	1:20.305	12	2 Laps	1:20.382	21	4 Laps	1:20.313
67	7 Laps	1:24.248	96	8 Laps	1:20.576	44	12 Laps	1:22.684	44	12 Laps	1:22.670	27	8 Laps	1:22.611
96	8 Laps	1:20.541	67	7 Laps	1:26.083	65	4 Laps	1:20.360	65	4 Laps	1:20.578	12	2 Laps	1:20.815
114	5 Laps	4:22.514	114	5 Laps	1:21.454	96	8 Laps	1:20.798	96	8 Laps	1:20.862	44	12 Laps	1:22.765
49	36 Laps	1:22.137	2	16 Laps	1:37.075	67	7 Laps	1:21.822	67	7 Laps	1:21.714	65	4 Laps	1:20.247
7	8 Laps	1:22.537	49	36 Laps	1:22.018	114	5 Laps	1:21.258	114	5 Laps	1:21.725	96	8 Laps	1:20.823
60	9 Laps	1:22.266	7	8 Laps	1:23.212	49	36 Laps	1:21.826	49	36 Laps	1:21.943	67	7 Laps	1:21.594
275	13 Laps	1:21.900	60	9 Laps	1:23.255	2	16 Laps	1:33.568	8	4 Laps	5:03.381	114	5 Laps	1:21.643
126	5 Laps	1:21.334	275	13 Laps	1:22.787	7	8 Laps	1:23.381	126	5 Laps	1:21.635	49	36 Laps	1:22.341
6	10 Laps	1:22.659	126	5 Laps	1:21.107	60	9 Laps	1:23.413	60	9 Laps	1:23.396	8	4 Laps	1:21.785
81	4 Laps	1:20.517	6	10 Laps	1:22.535	126	5 Laps	1:20.950	7	8 Laps	1:24.252	126	5 Laps	1:21.625
3	4 Laps	1:20.521	81	4 Laps	1:20.384	275	13 Laps	1:26.339	275	13 Laps	1:22.136	60	9 Laps	1:22.049
555	33 Laps	1:20.841	3	4 Laps	1:20.863	6	10 Laps	1:22.409	81	4 Laps	1:20.829	7	8 Laps	1:22.268
64	6 Laps	1:23.407	555	33 Laps	1:20.922	81	4 Laps	1:20.536	6	10 Laps	1:22.578	275	13 Laps	1:22.079
747	5 Laps	1:21.225	64	6 Laps	1:22.038	3	4 Laps	1:20.584	3	4 Laps	1:20.605	81	4 Laps	1:20.204
14	15 Laps	1:22.397	747	5 Laps	1:21.320	555	33 Laps	1:20.944	2	16 Laps	1:34.448	3	4 Laps	1:20.166
						64	6 Laps	1:22.427	555	33 Laps	1:20.919	555	33 Laps	1:21.133
						747	5 Laps	1:21.407				6	10 Laps	1:28.149 P
												747	5 Laps	1:21.147
												64	6 Laps	1:22.480

2024 MSV Trackdays Enduro KA Series

RACE 13 - LAP CHART

LAP 156 @ 15:57:34.681		
NO	BEHIND	LAP TIME

46		1:24.935 P
888	5 Laps	1:20.648
55	3 Laps	1:25.638 P
2	17 Laps	1:34.799
14	16 Laps	1:22.784
95	11 Laps	1:20.257
180	4 Laps	1:20.519
1	8 Laps	1:22.995
121	4 Laps	1:20.232
112	4 Laps	1:20.459
22	4 Laps	1:20.972
125	5 Laps	1:20.828
74	7 Laps	1:21.197
333	4 Laps	1:22.764
21	4 Laps	1:20.302
12	2 Laps	1:20.546
27	8 Laps	1:22.586
65	4 Laps	1:21.017
44	12 Laps	1:24.006
96	8 Laps	1:21.008
67	7 Laps	1:21.775
114	5 Laps	1:21.701
49	36 Laps	1:22.141
8	4 Laps	1:21.819
126	5 Laps	1:21.397
60	9 Laps	1:21.943
7	8 Laps	1:22.039
81	4 Laps	1:20.014
275	13 Laps	1:21.760
3	4 Laps	1:20.704
555	33 Laps	1:21.484
747	5 Laps	1:22.109
64	6 Laps	1:21.986
888	4 Laps	1:20.212
95	10 Laps	1:20.407
121	3 Laps	1:20.517
14	15 Laps	1:23.842
180	3 Laps	1:21.999
112	3 Laps	1:20.766
1	7 Laps	1:22.640
22	3 Laps	1:21.108
125	4 Laps	1:21.074
74	6 Laps	1:21.814
333	3 Laps	1:22.541
21	3 Laps	1:22.516
2	16 Laps	1:34.280
12	1 Lap	1:20.089
27	7 Laps	1:22.964
65	3 Laps	1:20.768
44	11 Laps	1:22.169
96	7 Laps	1:21.452
67	6 Laps	1:22.559
114	4 Laps	1:21.829
49	35 Laps	1:22.115
8	3 Laps	1:21.161
126	4 Laps	1:21.638
81	3 Laps	1:20.275
60	8 Laps	1:22.424
7	7 Laps	1:22.280
275	12 Laps	1:22.480
3	3 Laps	1:21.545
555	32 Laps	1:21.392
747	4 Laps	1:21.742
888	3 Laps	1:21.499

64	5 Laps	1:22.995
95	9 Laps	1:20.539
121	2 Laps	1:20.791
180	2 Laps	1:20.832
112	2 Laps	1:21.419
1	6 Laps	1:21.836
14	14 Laps	1:24.661
22	2 Laps	1:20.601
125	3 Laps	1:20.532
12	3:00.794	1:20.531
74	5 Laps	1:22.341
333	2 Laps	1:21.825
21	2 Laps	1:21.987
27	6 Laps	1:22.754
65	2 Laps	1:21.594
2	15 Laps	1:33.535
44	10 Laps	1:22.306
96	6 Laps	1:21.231
67	5 Laps	1:22.317
114	3 Laps	1:21.662
49	34 Laps	1:22.948

LAP 157 @ 16:01:14.663		
NO	BEHIND	LAP TIME

46		3:39.981
8	3 Laps	1:21.166
126	4 Laps	1:21.307
81	3 Laps	1:20.260
60	8 Laps	1:21.902
7	7 Laps	1:21.794
275	12 Laps	1:21.379
3	3 Laps	1:21.480
555	32 Laps	1:21.347
747	4 Laps	1:21.789
888	3 Laps	1:20.522
64	5 Laps	1:22.093
95	9 Laps	1:20.467
121	2 Laps	1:20.893
112	2 Laps	1:21.213
55	3 Laps	4:11.493
22	2 Laps	1:20.331
1	6 Laps	1:22.593
125	3 Laps	1:20.748
180	2 Laps	1:27.247 P
12	41.414	1:20.601
21	2 Laps	1:21.471
74	5 Laps	1:22.659
333	2 Laps	1:23.033
27	6 Laps	1:23.303
65	2 Laps	1:20.913
14	14 Laps	1:38.625 P
44	10 Laps	1:23.532
96	6 Laps	1:21.247
2	15 Laps	1:32.151
67	5 Laps	1:22.540
114	3 Laps	1:22.061
49	34 Laps	1:22.834

LAP 158 @ 16:02:36.591		
NO	BEHIND	LAP TIME

46		1:21.928
8	3 Laps	1:21.484
81	3 Laps	1:21.375
126	4 Laps	1:21.885
60	8 Laps	1:22.376
7	7 Laps	1:22.719
275	12 Laps	1:23.062
3	3 Laps	1:21.298
555	32 Laps	1:21.409
888	3 Laps	1:21.783
747	4 Laps	1:22.663
64	5 Laps	1:22.271
95	9 Laps	1:20.704
121	2 Laps	1:21.097
112	2 Laps	1:21.563
22	2 Laps	1:20.813
55	3 Laps	1:22.431
125	3 Laps	1:21.180
1	6 Laps	1:23.061
12	40.330	1:20.844
21	2 Laps	1:20.788
74	5 Laps	1:20.830
333	2 Laps	1:21.368
27	6 Laps	1:23.406
65	2 Laps	1:20.651
96	6 Laps	1:20.836
44	10 Laps	1:23.524
67	5 Laps	1:23.200
114	3 Laps	1:21.838
6	12 Laps	6:21.152
2	15 Laps	1:33.654

LAP 159 @ 16:03:57.962		
NO	BEHIND	LAP TIME

46		1:21.371
8	3 Laps	1:21.262
49	35 Laps	1:29.249 P
81	3 Laps	1:20.432
126	4 Laps	1:21.021
60	8 Laps	1:22.621
7	7 Laps	1:22.275
3	3 Laps	1:20.652
275	12 Laps	1:23.511
555	32 Laps	1:22.048
888	3 Laps	1:21.256
747	4 Laps	1:21.928
64	5 Laps	1:22.113
95	9 Laps	1:20.450
121	2 Laps	1:20.802
112	2 Laps	1:21.558
22	2 Laps	1:20.924
125	3 Laps	1:20.562
55	3 Laps	1:21.764
1	6 Laps	1:22.288
12	39.278	1:20.319
74	5 Laps	1:21.034
21	2 Laps	1:23.065 P
333	2 Laps	1:21.575
65	2 Laps	1:21.249
27	6 Laps	1:23.663
96	6 Laps	1:21.798
44	10 Laps	1:22.472
67	5 Laps	1:22.760
114	3 Laps	1:21.599
6	12 Laps	1:25.907

2024 MSV Trackdays Enduro KA Series

RACE 13 - LAP CHART

LAP 160 @ 16:05:19.806			LAP 161 @ 16:06:41.674			LAP 162 @ 16:08:03.195			LAP 163 @ 16:09:24.449			LAP 164 @ 16:10:45.582		
NO	BEHIND	LAP TIME	NO	BEHIND	LAP TIME	NO	BEHIND	LAP TIME	NO	BEHIND	LAP TIME	NO	BEHIND	LAP TIME
46		1:21.844	46		1:21.868	46		1:21.521	46		1:21.254	46		1:21.133
8	3 Laps	1:21.222	8	3 Laps	1:21.449	8	3 Laps	1:21.705	8	3 Laps	1:21.041	8	3 Laps	1:21.272
81	3 Laps	1:20.743	6	13 Laps	1:25.493	49	37 Laps	4:02.073	49	37 Laps	1:22.553	49	37 Laps	1:22.063
126	4 Laps	1:20.814	81	3 Laps	1:20.812	6	13 Laps	1:25.152	126	4 Laps	1:21.397	126	4 Laps	1:21.604
2	16 Laps	1:32.218	126	4 Laps	1:21.416	126	4 Laps	1:21.562	6	13 Laps	1:25.140	6	13 Laps	1:23.579
3	3 Laps	1:20.619	3	3 Laps	1:22.510	81	3 Laps	1:23.985 P	3	3 Laps	1:21.115	3	3 Laps	1:20.874
60	8 Laps	1:22.640	60	8 Laps	1:22.619	3	3 Laps	1:21.121	555	32 Laps	1:21.541	555	32 Laps	1:20.940
7	7 Laps	1:22.464	7	7 Laps	1:22.605	7	7 Laps	1:22.161	7	7 Laps	1:22.834	180	5 Laps	1:20.596
275	12 Laps	1:21.939	275	12 Laps	1:21.816	60	8 Laps	1:22.810	60	8 Laps	1:22.921	7	7 Laps	1:23.465
555	32 Laps	1:21.121	555	32 Laps	1:21.281	555	32 Laps	1:20.803	180	5 Laps	1:20.771	60	8 Laps	1:23.870
888	3 Laps	1:20.681	180	5 Laps	5:03.928	275	12 Laps	1:22.632	888	3 Laps	1:20.309	888	3 Laps	1:20.872
747	4 Laps	1:20.840	2	16 Laps	1:34.705	180	5 Laps	1:21.833	747	4 Laps	1:20.977	747	4 Laps	1:20.766
95	9 Laps	1:20.597	888	3 Laps	1:20.615	888	3 Laps	1:21.168	275	12 Laps	1:29.697 P	95	9 Laps	1:19.968
64	5 Laps	1:22.133	747	4 Laps	1:21.071	747	4 Laps	1:20.998	95	9 Laps	1:20.484	21	5 Laps	1:21.486
121	2 Laps	1:20.708	95	9 Laps	1:20.836	95	9 Laps	1:20.278	21	5 Laps	5:11.281	64	5 Laps	1:22.879
112	2 Laps	1:21.496	121	2 Laps	1:21.035	2	16 Laps	1:32.185	64	5 Laps	1:23.739	12	35.636	1:21.140
22	2 Laps	1:21.125	64	5 Laps	1:22.893	121	2 Laps	1:22.719 P	112	2 Laps	1:21.753	125	3 Laps	1:20.808
125	3 Laps	1:20.790	112	2 Laps	1:21.584	64	5 Laps	1:22.647	12	35.629	1:20.836	112	2 Laps	1:21.888
55	3 Laps	1:21.919	22	2 Laps	1:21.575	112	2 Laps	1:22.729	125	3 Laps	1:21.957	22	2 Laps	1:21.361
12	38.434	1:21.000	125	3 Laps	1:21.530	22	2 Laps	1:22.752	22	2 Laps	1:22.635	55	3 Laps	1:21.166
1	6 Laps	1:22.339	55	3 Laps	1:21.913	125	3 Laps	1:23.003	55	3 Laps	1:21.950	1	6 Laps	1:22.667
74	5 Laps	1:21.717	12	37.178	1:20.612	12	36.047	1:20.390	1	6 Laps	1:23.028	333	2 Laps	1:21.876
333	2 Laps	1:22.400	1	6 Laps	1:22.445	55	3 Laps	1:21.928	333	2 Laps	1:21.741	65	2 Laps	1:20.632
65	2 Laps	1:21.184	74	5 Laps	1:21.791	1	6 Laps	1:22.579	65	2 Laps	1:21.213	96	6 Laps	1:21.606
27	6 Laps	1:23.148	333	2 Laps	1:22.062	74	5 Laps	1:23.147	2	16 Laps	1:43.444 P	27	6 Laps	1:23.534
96	6 Laps	1:21.018	65	2 Laps	1:20.957	333	2 Laps	1:21.552	74	5 Laps	1:30.969 P	44	10 Laps	1:23.389
44	10 Laps	1:22.365	27	6 Laps	1:23.559	65	2 Laps	1:20.740	96	6 Laps	1:21.385	114	3 Laps	1:21.603
114	3 Laps	1:21.156	96	6 Laps	1:20.793	96	6 Laps	1:21.319	27	6 Laps	1:22.961	67	5 Laps	1:22.617
67	5 Laps	1:22.864	44	10 Laps	1:25.596	27	6 Laps	1:23.190	44	10 Laps	1:22.557			
			114	3 Laps	1:21.388	44	10 Laps	1:23.056	114	3 Laps	1:21.381			
			67	5 Laps	1:22.056	114	3 Laps	1:21.383	67	5 Laps	1:22.321			
						67	5 Laps	1:22.357						

2024 MSV Trackdays Enduro KA Series

RACE 13 - LAP CHART

LAP 165 @ 16:12:06.537			LAP 166 @ 16:13:28.487			LAP 167 @ 16:14:49.752			LAP 168 @ 16:16:10.879			LAP 169 @ 16:17:31.859		
NO	BEHIND	LAP TIME	NO	BEHIND	LAP TIME	NO	BEHIND	LAP TIME	NO	BEHIND	LAP TIME	NO	BEHIND	LAP TIME
46		1:20.955	46		1:21.950	46		1:21.265	46		1:21.127	46		1:20.980
8	3 Laps	1:20.865	126	4 Laps	1:21.526	8	3 Laps	1:22.019	8	3 Laps	1:21.118	8	3 Laps	1:21.074
49	37 Laps	1:22.097	67	6 Laps	1:33.568 P	126	4 Laps	1:21.458	126	4 Laps	1:21.582	126	4 Laps	1:21.616
126	4 Laps	1:21.052	49	37 Laps	1:22.695	49	37 Laps	1:21.663	49	37 Laps	1:22.270	49	37 Laps	1:21.560
121	4 Laps	3:39.961	3	3 Laps	1:21.841	3	3 Laps	1:21.397	2	19 Laps	1:32.896	3	3 Laps	1:21.160
3	3 Laps	1:22.428	121	4 Laps	1:29.450	180	5 Laps	1:20.519	3	3 Laps	1:20.744	180	5 Laps	1:20.617
6	13 Laps	1:24.492	180	5 Laps	1:20.816	555	32 Laps	1:20.919	180	5 Laps	1:20.571	555	32 Laps	1:21.262
180	5 Laps	1:20.959	555	32 Laps	1:20.988	888	3 Laps	1:21.119	67	7 Laps	2:51.103	67	7 Laps	1:22.956
555	32 Laps	1:21.803	275	14 Laps	3:57.688	747	4 Laps	1:20.810	555	32 Laps	1:20.846	888	3 Laps	1:20.942
7	7 Laps	1:22.021	6	13 Laps	1:25.341	7	7 Laps	1:23.456	888	3 Laps	1:20.539	95	9 Laps	1:19.845
888	3 Laps	1:20.413	888	3 Laps	1:20.829	95	9 Laps	1:22.175	747	4 Laps	1:21.130	747	4 Laps	1:21.259
60	8 Laps	1:22.870	7	7 Laps	1:22.268	60	8 Laps	1:23.785	95	9 Laps	1:20.176	2	19 Laps	1:33.110
747	4 Laps	1:20.840	747	4 Laps	1:20.793	6	13 Laps	1:26.902	7	7 Laps	1:22.171	7	7 Laps	1:22.379
95	9 Laps	1:19.679	60	8 Laps	1:21.849	275	14 Laps	1:28.015	60	8 Laps	1:21.947	60	8 Laps	1:22.417
21	5 Laps	1:21.369	95	9 Laps	1:21.092	121	4 Laps	1:34.324 P	6	13 Laps	1:22.579	6	13 Laps	1:23.333
12	35.486	1:20.805	21	5 Laps	1:21.605	74	8 Laps	4:59.637	21	5 Laps	1:22.490	21	5 Laps	1:21.579
64	5 Laps	1:22.706	12	34.526	1:20.990	21	5 Laps	1:21.523	275	14 Laps	1:27.467	12	32.825	1:20.416
125	3 Laps	1:21.281	125	3 Laps	1:21.403	12	33.959	1:20.698	74	8 Laps	1:26.033	275	14 Laps	1:25.243
22	2 Laps	1:21.593	64	5 Laps	1:22.821	125	3 Laps	1:20.808	12	33.389	1:20.557	74	8 Laps	1:24.191
112	2 Laps	1:22.541	112	2 Laps	1:21.652	112	2 Laps	1:21.517	125	3 Laps	1:20.854	125	3 Laps	1:21.575
55	3 Laps	1:21.728	55	3 Laps	1:21.625	64	5 Laps	1:23.053	112	2 Laps	1:21.081	22	4 Laps	4:00.059
1	6 Laps	1:22.622	22	2 Laps	1:25.326 P	55	3 Laps	1:22.629	55	3 Laps	1:21.641	112	2 Laps	1:21.153
333	2 Laps	1:21.606	65	2 Laps	1:21.376	65	2 Laps	1:20.914	64	5 Laps	1:22.577	55	3 Laps	1:22.060
65	2 Laps	1:20.525	333	2 Laps	1:22.670	333	2 Laps	1:21.044	65	2 Laps	1:20.965	64	5 Laps	1:22.144
96	6 Laps	1:21.463	1	6 Laps	1:24.037	1	6 Laps	1:22.078	333	2 Laps	1:21.400	65	2 Laps	1:20.972
27	6 Laps	1:23.248	81	6 Laps	6:15.531	81	6 Laps	1:21.306	1	6 Laps	1:22.384	333	2 Laps	1:21.311
114	3 Laps	1:21.529	96	6 Laps	1:20.509	96	6 Laps	1:21.131	96	6 Laps	1:22.027	1	6 Laps	1:22.880
44	10 Laps	1:23.166	27	6 Laps	1:23.575	27	6 Laps	1:27.220 P	81	6 Laps	1:22.589	96	6 Laps	1:21.491
14	21 Laps	11:10.631	114	3 Laps	1:22.227	114	3 Laps	1:21.508	114	3 Laps	1:21.480	81	6 Laps	1:21.837
8	2 Laps	1:21.316	44	10 Laps	1:22.825	44	10 Laps	1:22.766	44	10 Laps	1:22.595	114	3 Laps	1:21.784
			14	21 Laps	1:23.199	14	21 Laps	1:22.998	14	21 Laps	1:23.320	44	10 Laps	1:22.888
			2	18 Laps	4:29.676							14	21 Laps	1:23.489

2024 MSV Trackdays Enduro KA Series

RACE 13 - LAP CHART

LAP 170 @ 16:18:52.703			LAP 171 @ 16:20:14.440			LAP 172 @ 16:21:35.684			LAP 173 @ 16:22:57.460			LAP 174 @ 16:24:18.769		
NO	BEHIND	LAP TIME	NO	BEHIND	LAP TIME	NO	BEHIND	LAP TIME	NO	BEHIND	LAP TIME	NO	BEHIND	LAP TIME
46		1:20.844	46		1:21.737	46		1:21.244	46		1:21.776	46		1:21.309
8	3 Laps	1:20.799	8	3 Laps	1:21.904	8	3 Laps	1:21.279	8	3 Laps	1:21.421	8	3 Laps	1:21.316
126	4 Laps	1:21.403	14	22 Laps	1:24.956	44	11 Laps	1:23.827	44	11 Laps	1:22.649	44	11 Laps	1:22.444
49	37 Laps	1:21.069	126	4 Laps	1:21.477	14	22 Laps	1:23.531	126	4 Laps	1:20.995	126	4 Laps	1:21.299
180	5 Laps	1:21.512	49	37 Laps	1:21.014	126	4 Laps	1:21.246	49	37 Laps	1:21.156	49	37 Laps	1:21.031
3	3 Laps	1:21.914	180	5 Laps	1:20.662	49	37 Laps	1:21.282	14	22 Laps	1:24.480	14	22 Laps	1:22.687
555	32 Laps	1:21.135	3	3 Laps	1:20.804	180	5 Laps	1:20.825	180	5 Laps	1:20.385	180	5 Laps	1:20.178
888	3 Laps	1:20.285	555	32 Laps	1:20.879	3	3 Laps	1:20.965	3	3 Laps	1:20.477	3	3 Laps	1:20.459
67	7 Laps	1:22.767	888	3 Laps	1:19.956	888	3 Laps	1:20.647	888	3 Laps	1:20.256	888	3 Laps	1:19.645
95	9 Laps	1:20.396	95	9 Laps	1:20.111	555	32 Laps	1:21.646	555	32 Laps	1:20.598	95	9 Laps	1:19.506
747	4 Laps	1:20.365	747	4 Laps	1:20.221	27	10 Laps	5:49.097	95	9 Laps	1:19.843	555	32 Laps	1:20.863
7	7 Laps	1:22.958	67	7 Laps	1:22.413	95	9 Laps	1:20.220	747	4 Laps	1:20.579	747	4 Laps	1:21.003
60	8 Laps	1:22.682	7	7 Laps	1:22.464	747	4 Laps	1:20.843	27	10 Laps	1:24.924	27	10 Laps	1:24.330
6	13 Laps	1:23.983	60	8 Laps	1:22.183	67	7 Laps	1:23.046	67	7 Laps	1:22.624	67	7 Laps	1:22.708
2	19 Laps	1:31.727	12	31.217	1:20.829	7	7 Laps	1:22.716	7	7 Laps	1:22.915	12	30.754	1:22.369
21	5 Laps	1:21.435	21	5 Laps	1:21.931	60	8 Laps	1:22.418	12	29.694	1:20.951	7	7 Laps	1:23.960
12	32.125	1:20.144	6	13 Laps	1:23.577	12	30.519	1:20.546	21	5 Laps	1:21.481	21	5 Laps	1:23.299
125	3 Laps	1:21.627	125	3 Laps	1:21.094	21	5 Laps	1:20.580	60	8 Laps	1:25.869	60	8 Laps	1:22.272
112	2 Laps	1:22.262	112	2 Laps	1:21.494	6	13 Laps	1:22.042	6	13 Laps	1:22.705	125	3 Laps	1:21.446
275	14 Laps	1:25.606	2	19 Laps	1:31.672	125	3 Laps	1:20.696	125	3 Laps	1:20.863	6	13 Laps	1:22.500
22	4 Laps	1:23.965	275	14 Laps	1:24.629	112	2 Laps	1:23.589 P	55	3 Laps	1:22.575	55	3 Laps	1:21.864
74	8 Laps	1:26.535	55	3 Laps	1:23.352	55	3 Laps	1:21.802	65	2 Laps	1:22.550	65	2 Laps	1:20.732
55	3 Laps	1:21.630	64	5 Laps	1:22.701	65	2 Laps	1:21.850	64	5 Laps	1:23.418	112	3 Laps	2:48.164
64	5 Laps	1:22.035	22	4 Laps	1:25.131	64	5 Laps	1:22.886	333	2 Laps	1:21.639	333	2 Laps	1:21.585
65	2 Laps	1:20.568	74	8 Laps	1:24.742	275	14 Laps	1:25.118	22	4 Laps	1:23.111	64	5 Laps	1:22.581
333	2 Laps	1:21.276	65	2 Laps	1:20.318	22	4 Laps	1:24.395	275	14 Laps	1:24.312	22	4 Laps	1:23.034
1	6 Laps	1:22.818	333	2 Laps	1:21.386	333	2 Laps	1:21.264	74	8 Laps	1:24.089	275	14 Laps	1:24.084
96	6 Laps	1:21.122	1	6 Laps	1:22.590	74	8 Laps	1:26.535	81	6 Laps	1:20.312	81	6 Laps	1:20.341
81	6 Laps	1:20.701	81	6 Laps	1:20.795	2	19 Laps	1:31.706	1	6 Laps	1:22.756	74	8 Laps	1:24.114
121	6 Laps	4:39.898	96	6 Laps	1:21.368	1	6 Laps	1:22.430	2	19 Laps	1:28.219	1	6 Laps	1:21.864
114	3 Laps	1:21.447	121	6 Laps	1:22.151	81	6 Laps	1:20.843	121	6 Laps	1:21.591	2	19 Laps	1:26.793
44	10 Laps	1:22.839	114	3 Laps	1:21.607	96	6 Laps	1:21.812 P	114	3 Laps	1:21.629	121	6 Laps	1:21.978
						121	6 Laps	1:21.900				96	7 Laps	2:53.998
						114	3 Laps	1:21.574				114	3 Laps	1:21.115

2024 MSV Trackdays Enduro KA Series

RACE 13 - LAP CHART

LAP 175 @ 16:25:40.031			LAP 176 @ 16:27:00.684			LAP 177 @ 16:28:21.561			LAP 178 @ 16:29:42.366			LAP 179 @ 16:31:02.918		
NO	BEHIND	LAP TIME	NO	BEHIND	LAP TIME	NO	BEHIND	LAP TIME	NO	BEHIND	LAP TIME	NO	BEHIND	LAP TIME
46		1:21.262	46		1:20.653	46		1:20.877	46		1:20.805	46		1:20.552
8	3 Laps	1:21.175	8	3 Laps	1:20.803	8	3 Laps	1:20.987	8	3 Laps	1:21.535	8	3 Laps	1:21.399
44	11 Laps	1:22.596	44	11 Laps	1:22.787	180	5 Laps	1:20.230	2	20 Laps	1:27.737	180	5 Laps	1:20.614
49	37 Laps	1:21.509	49	37 Laps	1:21.080	49	37 Laps	1:21.422	180	5 Laps	1:20.135	888	3 Laps	1:20.207
180	5 Laps	1:20.338	180	5 Laps	1:19.897	888	3 Laps	1:20.461	888	3 Laps	1:20.143	95	9 Laps	1:19.885
3	3 Laps	1:20.465	888	3 Laps	1:19.576	44	11 Laps	1:22.980	49	37 Laps	1:21.437	3	3 Laps	1:20.364
888	3 Laps	1:20.062	3	3 Laps	1:21.033	3	3 Laps	1:19.896	3	3 Laps	1:20.880	49	37 Laps	1:21.647
95	9 Laps	1:20.059	95	9 Laps	1:19.486	95	9 Laps	1:19.743	95	9 Laps	1:21.113	2	20 Laps	1:29.776
126	4 Laps	1:27.016 P	555	32 Laps	1:20.843	555	32 Laps	1:20.899	44	11 Laps	1:22.905	44	11 Laps	1:22.407
14	22 Laps	1:24.207	14	22 Laps	1:22.492	747	4 Laps	1:20.459	555	32 Laps	1:20.881	555	32 Laps	1:20.488
555	32 Laps	1:20.442	747	4 Laps	1:20.479	14	22 Laps	1:22.451	747	4 Laps	1:21.597	747	4 Laps	1:20.979
747	4 Laps	1:20.758	67	7 Laps	1:22.964	126	5 Laps	2:47.160	14	22 Laps	1:22.225	14	22 Laps	1:22.308
67	7 Laps	1:21.954	27	10 Laps	1:23.808	67	7 Laps	1:22.667	126	5 Laps	1:22.640	126	5 Laps	1:22.568
27	10 Laps	1:24.508	12	29.976	1:20.816	12	29.065	1:19.966	12	28.497	1:20.237	12	28.302	1:20.357
12	29.813	1:20.321	21	5 Laps	1:21.892	27	10 Laps	1:24.068	67	7 Laps	1:22.394	67	7 Laps	1:21.869
21	5 Laps	1:21.254	125	3 Laps	1:21.158	125	3 Laps	1:22.206	27	10 Laps	1:24.051	125	3 Laps	1:20.847
7	7 Laps	1:22.041	7	7 Laps	1:23.006	21	5 Laps	1:22.836	125	3 Laps	1:21.063	21	5 Laps	1:21.007
125	3 Laps	1:20.452	60	8 Laps	1:22.065	60	8 Laps	1:22.082	21	5 Laps	1:21.020	27	10 Laps	1:24.631
60	8 Laps	1:21.635	6	13 Laps	1:21.809	7	7 Laps	1:22.569	7	7 Laps	1:22.313	7	7 Laps	1:22.046
6	13 Laps	1:21.540	65	2 Laps	1:20.677	6	13 Laps	1:22.406	60	8 Laps	1:22.582	60	8 Laps	1:22.141
65	2 Laps	1:21.238	55	3 Laps	1:20.960	65	2 Laps	1:20.817	6	13 Laps	1:22.681	6	13 Laps	1:22.485
55	3 Laps	1:21.962	112	3 Laps	1:21.495	55	3 Laps	1:21.570	65	2 Laps	1:20.703	65	2 Laps	1:20.818
112	3 Laps	1:21.597	333	2 Laps	1:21.643	112	3 Laps	1:22.047	55	3 Laps	1:21.670	55	3 Laps	1:22.238
333	2 Laps	1:20.826	64	5 Laps	1:21.562	333	2 Laps	1:21.665	112	3 Laps	1:21.637	112	3 Laps	1:21.290
64	5 Laps	1:21.827	22	4 Laps	1:22.950	64	5 Laps	1:22.330	333	2 Laps	1:21.563	333	2 Laps	1:21.283
22	4 Laps	1:22.549	81	6 Laps	1:20.780	81	6 Laps	1:20.222	64	5 Laps	1:22.085	81	6 Laps	1:20.761
81	6 Laps	1:20.127	275	14 Laps	1:24.512	22	4 Laps	1:24.091	81	6 Laps	1:20.280	64	5 Laps	1:22.485
275	14 Laps	1:24.152	1	6 Laps	1:22.201	1	6 Laps	1:23.065	22	4 Laps	1:23.579	22	4 Laps	1:23.448
74	8 Laps	1:23.202	74	8 Laps	1:23.994	275	14 Laps	1:25.109	1	6 Laps	1:22.433	1	6 Laps	1:22.282
1	6 Laps	1:21.461	121	6 Laps	1:21.985	74	8 Laps	1:23.906	74	8 Laps	1:22.785	74	8 Laps	1:24.142
121	6 Laps	1:22.638	96	7 Laps	1:20.948	121	6 Laps	1:21.532	275	14 Laps	1:25.201	275	14 Laps	1:24.466
96	7 Laps	1:22.300	114	3 Laps	1:21.719	96	7 Laps	1:20.834	121	6 Laps	1:21.931	96	7 Laps	1:21.021
2	19 Laps	1:28.786	2	19 Laps	1:26.798	114	3 Laps	1:21.275	96	7 Laps	1:20.694	121	6 Laps	1:22.010
114	3 Laps	1:21.267							114	3 Laps	1:21.090	114	3 Laps	1:21.141

2024 MSV Trackdays Enduro KA Series

RACE 13 - LAP CHART

LAP 180 @ 16:32:23.860			LAP 181 @ 16:33:44.867			LAP 182 @ 16:35:05.400			LAP 183 @ 16:36:26.173			LAP 184 @ 16:37:46.897		
NO	BEHIND	LAP TIME	NO	BEHIND	LAP TIME	NO	BEHIND	LAP TIME	NO	BEHIND	LAP TIME	NO	BEHIND	LAP TIME
46		1:20.942	46		1:21.007	46		1:20.533	46		1:20.773	46		1:20.724
8	3 Laps	1:21.744	8	3 Laps	1:21.654	8	3 Laps	1:21.438	275	15 Laps	1:24.175	275	15 Laps	1:23.348
180	5 Laps	1:20.077	180	5 Laps	1:20.457	888	3 Laps	1:20.272	888	3 Laps	1:20.651	888	3 Laps	1:20.706
888	3 Laps	1:19.753	888	3 Laps	1:19.860	180	5 Laps	1:20.942	95	9 Laps	1:20.241	95	9 Laps	1:20.351
95	9 Laps	1:19.997	95	9 Laps	1:19.975	95	9 Laps	1:19.422	180	5 Laps	1:21.149	180	5 Laps	1:20.352
49	37 Laps	1:21.382	49	37 Laps	1:21.448	49	37 Laps	1:21.193	8	3 Laps	1:22.933	8	3 Laps	1:21.527
555	32 Laps	1:21.258	555	32 Laps	1:20.867	555	32 Laps	1:20.522	49	37 Laps	1:21.093	555	32 Laps	1:21.128
3	3 Laps	1:25.774 P	44	11 Laps	1:22.085	747	4 Laps	1:21.017	555	32 Laps	1:20.367	49	37 Laps	1:22.444
44	11 Laps	1:22.934	747	4 Laps	1:20.613	44	11 Laps	1:23.085	747	4 Laps	1:20.896	747	4 Laps	1:21.453
747	4 Laps	1:20.732	14	22 Laps	1:22.979	14	22 Laps	1:23.009	44	11 Laps	1:22.769	44	11 Laps	1:22.863
2	20 Laps	1:26.075	2	20 Laps	1:26.162	126	5 Laps	1:22.223	12	26.376	1:20.357	12	26.477	1:20.825
14	22 Laps	1:22.691	126	5 Laps	1:22.067	12	26.792	1:20.076	126	5 Laps	1:22.352	126	5 Laps	1:22.932
126	5 Laps	1:22.184	12	27.249	1:20.415	2	20 Laps	1:25.869	14	22 Laps	1:23.382	14	22 Laps	1:23.339
12	27.841	1:20.481	67	7 Laps	1:22.562	67	7 Laps	1:22.612	2	20 Laps	1:27.858	125	3 Laps	1:21.513
67	7 Laps	1:22.056	125	3 Laps	1:20.711	125	3 Laps	1:20.595	21	5 Laps	1:21.164	21	5 Laps	1:22.230
125	3 Laps	1:20.981	21	5 Laps	1:20.979	21	5 Laps	1:20.875	125	3 Laps	1:22.367	2	20 Laps	1:28.459
21	5 Laps	1:20.913	7	7 Laps	1:22.440	7	7 Laps	1:22.626	67	7 Laps	1:24.010	65	2 Laps	1:21.398
7	7 Laps	1:21.659	60	8 Laps	1:22.479	60	8 Laps	1:22.761	65	2 Laps	1:20.635	67	7 Laps	1:28.618 P
27	10 Laps	1:23.689	27	10 Laps	1:25.560	65	2 Laps	1:20.437	7	7 Laps	1:22.217	7	7 Laps	1:22.101
60	8 Laps	1:21.770	65	2 Laps	1:21.283	27	10 Laps	1:24.734	60	8 Laps	1:22.513	60	8 Laps	1:21.879
6	13 Laps	1:22.849	6	13 Laps	1:23.721	6	13 Laps	1:23.522	6	13 Laps	1:23.498	6	13 Laps	1:23.509
65	2 Laps	1:20.579	112	3 Laps	1:23.449	81	6 Laps	1:20.410	27	10 Laps	1:24.899	112	3 Laps	1:22.032
112	3 Laps	1:21.817	81	6 Laps	1:23.046	112	3 Laps	1:21.661	81	6 Laps	1:22.094 P	27	10 Laps	1:23.844
55	3 Laps	1:22.702	55	3 Laps	1:24.334	55	3 Laps	1:21.429	112	3 Laps	1:21.292	55	3 Laps	1:22.659
333	2 Laps	1:21.707	333	2 Laps	1:26.974	333	2 Laps	1:21.289	55	3 Laps	1:21.621	333	2 Laps	1:21.437
81	6 Laps	1:19.878	64	5 Laps	1:23.048	64	5 Laps	1:21.832	333	2 Laps	1:21.136	64	5 Laps	1:22.514
64	5 Laps	1:22.408	22	4 Laps	1:22.688	3	4 Laps	3:32.183	64	5 Laps	1:22.058	3	4 Laps	1:21.303
22	4 Laps	1:23.270	1	6 Laps	1:21.826	22	4 Laps	1:22.453	3	4 Laps	1:21.295	22	4 Laps	1:22.335
1	6 Laps	1:22.256	96	7 Laps	1:22.837	1	6 Laps	1:22.222	22	4 Laps	1:22.485	1	6 Laps	1:22.328
74	8 Laps	1:23.382	121	6 Laps	1:21.407	114	3 Laps	1:20.903	1	6 Laps	1:22.526	96	7 Laps	1:20.742
96	7 Laps	1:21.614	74	8 Laps	1:24.470	121	6 Laps	1:22.857	96	7 Laps	1:21.761	114	3 Laps	1:20.833
121	6 Laps	1:22.499	114	3 Laps	1:20.860	96	7 Laps	1:23.727	114	3 Laps	1:22.958	121	6 Laps	1:21.321
275	14 Laps	1:24.677	275	14 Laps	1:23.739	74	8 Laps	1:23.712	121	6 Laps	1:23.383			
114	3 Laps	1:20.875							74	8 Laps	1:23.396			

2024 MSV Trackdays Enduro KA Series

RACE 13 - LAP CHART

LAP 185 @ 16:39:08.585			LAP 186 @ 16:40:29.676			LAP 187 @ 16:41:50.606			LAP 188 @ 16:43:13.630			LAP 189 @ 16:44:35.123		
NO	BEHIND	LAP TIME	NO	BEHIND	LAP TIME	NO	BEHIND	LAP TIME	NO	BEHIND	LAP TIME	NO	BEHIND	LAP TIME
46		1:21.688	46		1:21.091	46		1:20.930	46		1:23.024	46		1:21.493
74	9 Laps	1:24.643	888	3 Laps	1:19.646	67	9 Laps	3:18.511	888	3 Laps	1:20.539	888	3 Laps	1:21.569
95	9 Laps	1:20.724	95	9 Laps	1:20.071	95	9 Laps	1:20.500	180	5 Laps	1:20.197	121	7 Laps	1:22.914
888	3 Laps	1:21.190	180	5 Laps	1:20.080	888	3 Laps	1:20.754	67	9 Laps	1:23.336	180	5 Laps	1:22.383
180	5 Laps	1:20.801	74	9 Laps	1:24.358	180	5 Laps	1:20.702	8	3 Laps	1:22.272	67	9 Laps	1:22.562
275	15 Laps	1:24.995	8	3 Laps	1:22.484	74	9 Laps	1:24.038	74	9 Laps	1:24.455	555	34 Laps	3:58.606
8	3 Laps	1:21.504	275	15 Laps	1:24.059	8	3 Laps	1:21.773	49	37 Laps	1:20.862	8	3 Laps	1:21.607
555	32 Laps	1:21.379	49	37 Laps	1:21.476	275	15 Laps	1:23.604	275	15 Laps	1:24.754	49	37 Laps	1:21.211
49	37 Laps	1:21.291	555	32 Laps	1:23.663 P	49	37 Laps	1:21.361	747	4 Laps	1:21.724	74	9 Laps	1:23.837
747	4 Laps	1:21.447	747	4 Laps	1:21.707	747	4 Laps	1:21.825	12	22.439	1:20.585	275	15 Laps	1:24.977
12	25.454	1:20.665	12	25.112	1:20.749	12	24.878	1:20.696	126	5 Laps	1:22.853	747	4 Laps	1:22.442
44	11 Laps	1:25.175 P	126	5 Laps	1:22.221	126	5 Laps	1:21.990	14	22 Laps	1:22.946	12	21.358	1:20.412
126	5 Laps	1:22.308	14	22 Laps	1:22.608	14	22 Laps	1:23.530	125	3 Laps	1:20.884	44	14 Laps	5:22.309
14	22 Laps	1:22.520	125	3 Laps	1:20.893	125	3 Laps	1:21.065	21	5 Laps	1:21.214	81	11 Laps	7:35.784
125	3 Laps	1:21.604	21	5 Laps	1:20.988	21	5 Laps	1:20.905	65	2 Laps	1:20.861	126	5 Laps	1:21.640
21	5 Laps	1:21.511	65	2 Laps	1:21.084	65	2 Laps	1:21.298	7	7 Laps	1:22.392	125	3 Laps	1:20.674
65	2 Laps	1:20.804	60	8 Laps	1:22.680	7	7 Laps	1:23.067	60	8 Laps	1:22.424	14	22 Laps	1:22.767
2	20 Laps	1:26.423	7	7 Laps	1:22.865	60	8 Laps	1:23.660	112	3 Laps	1:21.388	21	5 Laps	1:21.075
7	7 Laps	1:22.411	2	20 Laps	1:26.563	2	20 Laps	1:25.092	333	2 Laps	1:21.242	65	2 Laps	1:20.664
60	8 Laps	1:22.024	112	3 Laps	1:21.976	112	3 Laps	1:21.523	2	20 Laps	1:25.376	7	7 Laps	1:22.232
112	3 Laps	1:21.810	333	2 Laps	1:21.294	333	2 Laps	1:20.993	3	4 Laps	1:20.524	60	8 Laps	1:21.955
6	13 Laps	1:23.832	6	13 Laps	1:23.638	6	13 Laps	1:22.930	6	13 Laps	1:23.364	333	2 Laps	1:22.597
333	2 Laps	1:20.818	27	10 Laps	1:23.812	3	4 Laps	1:20.923	27	10 Laps	1:23.627	112	3 Laps	1:23.247
27	10 Laps	1:24.251	3	4 Laps	1:20.719	27	10 Laps	1:24.160	64	5 Laps	1:22.894	3	4 Laps	1:21.163
64	5 Laps	1:22.850	64	5 Laps	1:23.032	64	5 Laps	1:22.918	55	4 Laps	1:22.517	6	13 Laps	1:22.527
3	4 Laps	1:20.743	22	4 Laps	1:22.840	55	4 Laps	2:45.832	114	3 Laps	1:21.114	2	20 Laps	1:26.466
55	3 Laps	1:29.776 P	1	6 Laps	1:22.884	1	6 Laps	1:22.443	96	7 Laps	1:20.627	64	5 Laps	1:22.591
22	4 Laps	1:22.340	114	3 Laps	1:21.625	22	4 Laps	1:23.207	1	6 Laps	1:23.289	27	10 Laps	1:24.615
1	6 Laps	1:22.343	96	7 Laps	1:23.426	114	3 Laps	1:20.568	22	4 Laps	1:24.339	55	4 Laps	1:22.568
96	7 Laps	1:21.409	121	6 Laps	1:22.647	96	7 Laps	1:19.960	95	8 Laps	1:20.042	96	7 Laps	1:20.610
114	3 Laps	1:21.090				95	8 Laps	1:20.227				114	3 Laps	1:21.484
121	6 Laps	1:21.647				121	6 Laps	1:22.979				1	6 Laps	1:21.681
												95	8 Laps	1:19.993
												22	4 Laps	1:22.759

2024 MSV Trackdays Enduro KA Series

RACE 13 - LAP CHART

LAP 190 @ 16:45:55.372			LAP 191 @ 16:47:16.793			LAP 192 @ 16:48:36.838			LAP 193 @ 16:49:57.710			LAP 194 @ 16:51:18.093		
NO	BEHIND	LAP TIME	NO	BEHIND	LAP TIME	NO	BEHIND	LAP TIME	NO	BEHIND	LAP TIME	NO	BEHIND	LAP TIME
46		1:20.249	46		1:21.421	46		1:20.045	46		1:20.872	46		1:20.383
888	3 Laps	1:20.331	180	5 Laps	1:20.649	180	5 Laps	1:19.729	180	5 Laps	1:21.136	180	5 Laps	1:20.275
180	5 Laps	1:20.378	22	5 Laps	1:24.169	22	5 Laps	1:22.506	1	7 Laps	1:22.948	1	7 Laps	1:21.793
121	7 Laps	1:21.598	121	7 Laps	1:21.987	121	7 Laps	1:21.258	121	7 Laps	1:22.578	27	11 Laps	1:25.007
67	9 Laps	1:22.606	67	9 Laps	1:22.850	67	9 Laps	1:22.410	22	5 Laps	1:23.712	2	21 Laps	1:27.251
555	34 Laps	1:21.986	8	3 Laps	1:22.478	49	37 Laps	1:21.608	67	9 Laps	1:22.522	121	7 Laps	1:21.261
8	3 Laps	1:21.509	49	37 Laps	1:20.926	8	3 Laps	1:22.188	49	37 Laps	1:20.912	22	5 Laps	1:22.204
49	37 Laps	1:21.020	555	34 Laps	1:23.377	555	34 Laps	1:21.840	8	3 Laps	1:21.642	67	9 Laps	1:22.706
74	9 Laps	1:23.436	74	9 Laps	1:23.363	747	4 Laps	1:21.529	555	34 Laps	1:21.616	49	37 Laps	1:20.890
747	4 Laps	1:21.260	747	4 Laps	1:21.140	12	20.636	1:19.781	747	4 Laps	1:21.292	555	34 Laps	1:21.066
275	15 Laps	1:24.086	12	20.900	1:20.776	81	11 Laps	1:20.271	81	11 Laps	1:20.260	8	3 Laps	1:22.108 P
12	21.545	1:20.436	81	11 Laps	1:20.770	74	9 Laps	1:24.391	12	20.898	1:21.134	12	21.305	1:20.790
81	11 Laps	1:20.331	275	15 Laps	1:28.163	126	5 Laps	1:21.900	74	9 Laps	1:22.980	81	11 Laps	1:21.228
44	14 Laps	1:28.678	126	5 Laps	1:22.127	125	3 Laps	1:21.158	125	3 Laps	1:21.492	747	4 Laps	1:21.641
126	5 Laps	1:22.334	125	3 Laps	1:20.919	21	5 Laps	1:21.677	126	5 Laps	1:22.088	74	9 Laps	1:22.970
125	3 Laps	1:21.081	44	14 Laps	1:28.494	44	14 Laps	1:24.211	21	5 Laps	1:22.025	275	16 Laps	2:31.222
21	5 Laps	1:21.775	21	5 Laps	1:21.480	14	22 Laps	1:22.306	65	2 Laps	1:21.392	125	3 Laps	1:21.050
14	22 Laps	1:22.957	14	22 Laps	1:22.572	275	15 Laps	1:35.190 P	14	22 Laps	1:23.807	126	5 Laps	1:20.998
65	2 Laps	1:20.966	65	2 Laps	1:20.880	65	2 Laps	1:20.301	44	14 Laps	1:27.517	21	5 Laps	1:21.599
7	7 Laps	1:22.876	7	7 Laps	1:23.233	7	7 Laps	1:22.713	7	7 Laps	1:22.604	65	2 Laps	1:20.434
60	8 Laps	1:22.614	333	2 Laps	1:21.378	333	2 Laps	1:21.712	333	2 Laps	1:21.443	14	22 Laps	1:22.296
333	2 Laps	1:21.685	112	3 Laps	1:21.480	3	4 Laps	1:21.033	3	4 Laps	1:20.445	44	14 Laps	1:26.023
112	3 Laps	1:21.741	60	8 Laps	1:27.686	112	3 Laps	1:22.784	112	3 Laps	1:21.370	3	4 Laps	1:21.669
3	4 Laps	1:20.929	3	4 Laps	1:20.751	60	8 Laps	1:22.287	60	8 Laps	1:21.462	7	7 Laps	1:22.883
6	13 Laps	1:23.327	6	13 Laps	1:23.072	6	13 Laps	1:22.987	6	13 Laps	1:22.836	333	2 Laps	1:22.441
2	20 Laps	1:24.044	2	20 Laps	1:25.353	96	7 Laps	1:21.630	96	7 Laps	1:20.290	112	3 Laps	1:21.388
64	5 Laps	1:22.798	64	5 Laps	1:22.984	55	4 Laps	1:24.083	95	8 Laps	1:20.157	60	8 Laps	1:21.935
27	10 Laps	1:23.746	55	4 Laps	1:22.143	95	8 Laps	1:21.824	55	4 Laps	1:21.791	6	13 Laps	1:22.881
55	4 Laps	1:22.002	96	7 Laps	1:20.270	64	5 Laps	1:25.704	114	3 Laps	1:21.247	95	8 Laps	1:19.680
96	7 Laps	1:20.756	27	10 Laps	1:24.303	114	3 Laps	1:22.768	888	2 Laps	1:20.260	96	7 Laps	1:21.076
114	3 Laps	1:20.945	114	3 Laps	1:20.450	888	2 Laps	1:20.374	64	5 Laps	1:22.899	888	2 Laps	1:20.261
95	8 Laps	1:19.940	95	8 Laps	1:19.351	2	20 Laps	1:27.934				55	4 Laps	1:22.507
1	6 Laps	1:21.982	1	6 Laps	1:21.914	27	10 Laps	1:25.326				180	4 Laps	1:20.818
888	2 Laps	1:20.675	888	2 Laps	1:20.144									

2024 MSV Trackdays Enduro KA Series

RACE 13 - LAP CHART

LAP 195 @ 16:52:39.873			LAP 196 @ 16:54:00.277			LAP 197 @ 16:55:21.086			LAP 198 @ 16:56:41.913			LAP 199 @ 16:58:02.296		
NO	BEHIND	LAP TIME	NO	BEHIND	LAP TIME	NO	BEHIND	LAP TIME	NO	BEHIND	LAP TIME	NO	BEHIND	LAP TIME
46		1:21.780	46		1:20.404	46		1:20.809	46		1:20.827	46		1:20.383
114	4 Laps	1:23.571 P	64	6 Laps	1:22.284	55	5 Laps	1:21.817	6	14 Laps	1:23.931	6	14 Laps	1:22.206
64	6 Laps	1:23.073	1	7 Laps	1:27.174 P	64	6 Laps	1:23.241	55	5 Laps	1:21.665	55	5 Laps	1:22.354
1	7 Laps	1:21.657	121	7 Laps	1:22.558	121	7 Laps	1:21.664	64	6 Laps	1:22.618	64	6 Laps	1:22.098
27	11 Laps	1:24.236	22	5 Laps	1:22.498	22	5 Laps	1:22.379	121	7 Laps	1:21.917	121	7 Laps	1:21.339
121	7 Laps	1:22.383	27	11 Laps	1:26.093	555	34 Laps	1:21.267	1	8 Laps	2:44.908	1	8 Laps	1:20.604
22	5 Laps	1:22.275	555	34 Laps	1:21.174	27	11 Laps	1:23.990	22	5 Laps	1:22.796	555	34 Laps	1:21.322
2	21 Laps	1:27.080	67	9 Laps	1:22.399	67	9 Laps	1:21.716	555	34 Laps	1:20.964	22	5 Laps	1:22.365
67	9 Laps	1:22.537	2	21 Laps	1:26.863	12	19.469	1:19.659	27	11 Laps	1:23.559	81	11 Laps	1:20.297
555	34 Laps	1:20.828	81	11 Laps	1:20.328	81	11 Laps	1:20.214	67	9 Laps	1:23.165	747	4 Laps	1:21.203
49	37 Laps	1:22.810 P	12	20.619	1:21.094	747	4 Laps	1:19.978	12	18.645	1:20.003	12	20.533	1:22.271
12	19.929	1:20.404	747	4 Laps	1:20.409	2	21 Laps	1:26.890	81	11 Laps	1:20.403	67	9 Laps	1:23.266
81	11 Laps	1:20.375	74	9 Laps	1:23.719	74	9 Laps	1:23.810	747	4 Laps	1:20.164	27	11 Laps	1:25.820
747	4 Laps	1:20.942	125	3 Laps	1:21.210	125	3 Laps	1:21.190	2	21 Laps	1:25.225	2	21 Laps	1:25.883
74	9 Laps	1:23.675	275	16 Laps	1:23.646	49	38 Laps	3:05.282	74	9 Laps	1:23.337	125	3 Laps	1:21.474
275	16 Laps	1:24.368	126	5 Laps	1:21.473	126	5 Laps	1:21.756	125	3 Laps	1:21.140	74	9 Laps	1:23.466
125	3 Laps	1:21.041	65	2 Laps	1:20.451	275	16 Laps	1:24.129	126	5 Laps	1:21.338	65	2 Laps	1:19.961
126	5 Laps	1:21.792	21	5 Laps	1:21.328	65	2 Laps	1:20.781	65	2 Laps	1:20.978	126	5 Laps	1:21.651
21	5 Laps	1:21.419	14	22 Laps	1:22.379	21	5 Laps	1:20.733	21	5 Laps	1:22.319	21	5 Laps	1:21.188
65	2 Laps	1:20.397	3	4 Laps	1:20.601	14	22 Laps	1:22.526	49	38 Laps	1:27.978	275	16 Laps	1:25.912
14	22 Laps	1:22.377	44	14 Laps	1:26.084	3	4 Laps	1:20.630	275	16 Laps	1:24.967	49	38 Laps	1:27.053
44	14 Laps	1:27.296	333	2 Laps	1:22.444	333	2 Laps	1:21.729	14	22 Laps	1:22.350	14	22 Laps	1:22.795
3	4 Laps	1:21.259	112	3 Laps	1:22.474	112	3 Laps	1:21.694	3	4 Laps	1:20.764	3	4 Laps	1:20.793
7	7 Laps	1:22.857	7	7 Laps	1:23.011	7	7 Laps	1:22.530	112	3 Laps	1:21.754	112	3 Laps	1:21.735
333	2 Laps	1:22.511	60	8 Laps	1:22.099	60	8 Laps	1:22.510	333	2 Laps	1:22.516	333	2 Laps	1:21.699
112	3 Laps	1:22.364	8	3 Laps	1:20.884	8	3 Laps	1:21.210	8	3 Laps	1:20.607	8	3 Laps	1:21.518
60	8 Laps	1:22.127	95	8 Laps	1:20.210	44	14 Laps	1:26.340	7	7 Laps	1:22.193	95	8 Laps	1:20.089
8	3 Laps	2:14.789	96	7 Laps	1:19.707	95	8 Laps	1:19.953	95	8 Laps	1:19.809	96	7 Laps	1:20.187
95	8 Laps	1:20.193	888	2 Laps	1:20.015	96	7 Laps	1:19.638	96	7 Laps	1:19.671	7	7 Laps	1:23.117
96	7 Laps	1:20.861	6	13 Laps	1:23.122	114	5 Laps	3:57.377	60	8 Laps	1:25.374 P	888	2 Laps	1:20.444
6	13 Laps	1:22.837	180	4 Laps	1:19.951	888	2 Laps	1:19.844	44	14 Laps	1:25.048	180	4 Laps	1:19.811
888	2 Laps	1:20.205				180	4 Laps	1:19.880	888	2 Laps	1:20.448	44	14 Laps	1:24.606
180	4 Laps	1:20.047							180	4 Laps	1:19.526	114	5 Laps	1:21.706
55	4 Laps	1:21.690							114	5 Laps	1:22.222			

2024 MSV Trackdays Enduro KA Series

RACE 13 - LAP CHART

LAP 200 @ 16:59:22.632			LAP 201 @ 17:00:43.734			LAP 202 @ 17:02:04.913			LAP 203 @ 17:03:25.382			LAP 204 @ 17:04:46.427		
NO	BEHIND	LAP TIME	NO	BEHIND	LAP TIME	NO	BEHIND	LAP TIME	NO	BEHIND	LAP TIME	NO	BEHIND	LAP TIME
46		1:20.336	46		1:21.102	46		1:21.179	46		1:20.469	46		1:21.045
6	14 Laps	1:22.851	114	6 Laps	1:23.584	7	8 Laps	1:27.369 P	114	6 Laps	1:22.755	60	12 Laps	1:24.067
55	5 Laps	1:22.872	44	15 Laps	1:25.887	114	6 Laps	1:22.462	55	5 Laps	1:22.125	114	6 Laps	1:23.180
64	6 Laps	1:22.367	55	5 Laps	1:22.510	44	15 Laps	1:24.488	44	15 Laps	1:25.092	55	5 Laps	1:22.218
1	8 Laps	1:21.610	6	14 Laps	1:23.075	55	5 Laps	1:22.482	6	14 Laps	1:22.232	6	14 Laps	1:24.325
121	7 Laps	1:22.368	64	6 Laps	1:23.502	6	14 Laps	1:22.907	1	8 Laps	1:21.354	44	15 Laps	1:25.264
555	34 Laps	1:20.764	1	8 Laps	1:21.162	1	8 Laps	1:21.477	81	11 Laps	1:20.921	1	8 Laps	1:21.295
22	5 Laps	1:21.836	121	7 Laps	1:22.304	64	6 Laps	1:23.429	121	7 Laps	1:22.001	81	11 Laps	1:19.878
81	11 Laps	1:19.746	555	34 Laps	1:20.836	121	7 Laps	1:21.596	555	34 Laps	1:22.032	121	7 Laps	1:21.582
747	4 Laps	1:20.168	81	11 Laps	1:20.173	81	11 Laps	1:20.043	12	19.695	1:20.320	555	34 Laps	1:21.532
12	20.304	1:20.107	22	5 Laps	1:23.076	555	34 Laps	1:21.143	747	4 Laps	1:20.374	12	19.016	1:20.366
67	9 Laps	1:21.913	12	20.459	1:21.257	12	19.844	1:20.564	64	6 Laps	1:26.198 P	22	5 Laps	1:22.297
27	11 Laps	1:24.086	747	4 Laps	1:21.622	747	4 Laps	1:20.630	22	5 Laps	1:22.254	747	4 Laps	1:29.632 P
2	21 Laps	1:25.716	67	9 Laps	1:22.789	22	5 Laps	1:22.711	67	9 Laps	1:24.865	67	9 Laps	1:29.026
125	3 Laps	1:20.992	27	11 Laps	1:24.810	67	9 Laps	1:22.800	27	11 Laps	1:24.583	65	2 Laps	1:21.299
65	2 Laps	1:20.321	65	2 Laps	1:20.515	27	11 Laps	1:24.658	65	2 Laps	1:20.985	27	11 Laps	1:24.561
126	5 Laps	1:21.036	125	3 Laps	1:24.775 P	65	2 Laps	1:20.887	125	4 Laps	2:40.482	125	4 Laps	1:20.939
74	9 Laps	1:23.085	126	5 Laps	1:22.817	126	5 Laps	1:21.722	126	5 Laps	1:21.591	21	5 Laps	1:21.437
21	5 Laps	1:20.968	74	9 Laps	1:22.631	21	5 Laps	1:21.613	21	5 Laps	1:21.402	126	5 Laps	1:22.284
275	16 Laps	1:23.982	2	21 Laps	1:26.924	74	9 Laps	1:22.713	74	9 Laps	1:22.269	74	9 Laps	1:23.161
49	38 Laps	1:23.894	21	5 Laps	1:21.239	2	21 Laps	1:25.448	2	21 Laps	1:25.362	7	9 Laps	3:37.171
14	22 Laps	1:22.372	275	16 Laps	1:24.600	3	4 Laps	1:20.609	3	4 Laps	1:20.965	2	21 Laps	1:26.208
3	4 Laps	1:20.726	49	38 Laps	1:24.006	14	22 Laps	1:23.912	14	22 Laps	1:22.302	3	4 Laps	1:20.680
112	3 Laps	1:21.564	14	22 Laps	1:23.317	275	16 Laps	1:26.024	275	16 Laps	1:24.085	14	22 Laps	1:23.382
8	3 Laps	1:21.262	3	4 Laps	1:20.696	49	38 Laps	1:26.494	49	38 Laps	1:24.008	95	8 Laps	1:20.241
95	8 Laps	1:19.921	95	8 Laps	1:20.462	95	8 Laps	1:20.163	95	8 Laps	1:20.152	275	16 Laps	1:23.510
333	2 Laps	1:22.405	112	3 Laps	1:21.564	8	3 Laps	1:20.673	8	3 Laps	1:20.968	49	38 Laps	1:23.913
96	7 Laps	1:20.466	8	3 Laps	1:21.483	112	3 Laps	1:21.671	96	7 Laps	1:20.529	8	3 Laps	1:20.320
7	7 Laps	1:22.958	333	2 Laps	1:20.910	96	7 Laps	1:20.909	333	2 Laps	1:20.849	96	7 Laps	1:20.292
888	2 Laps	1:20.152	96	7 Laps	1:20.841	333	2 Laps	1:21.258	180	4 Laps	1:19.400	180	4 Laps	1:20.382
180	4 Laps	1:20.235	180	4 Laps	1:19.862	180	4 Laps	1:19.971	112	3 Laps	1:22.025	333	2 Laps	1:21.523
			888	2 Laps	1:20.725	888	2 Laps	1:19.880	888	2 Laps	1:24.531 P	112	3 Laps	1:21.219
						60	11 Laps	5:29.631						

2024 MSV Trackdays Enduro KA Series

RACE 13 - LAP CHART

LAP 205 @ 17:06:07.371			LAP 206 @ 17:07:28.329			LAP 207 @ 17:08:49.216			LAP 208 @ 17:10:09.844			LAP 209 @ 17:11:30.830		
NO	BEHIND	LAP TIME	NO	BEHIND	LAP TIME	NO	BEHIND	LAP TIME	NO	BEHIND	LAP TIME	NO	BEHIND	LAP TIME
46		1:20.944	46		1:20.958	46		1:20.887	46		1:20.628	46		1:20.986
60	12 Laps	1:23.528	60	12 Laps	1:22.783	747	6 Laps	3:35.700	747	6 Laps	1:23.570	275	17 Laps	1:24.176
114	6 Laps	1:23.002	114	6 Laps	1:22.849	60	12 Laps	1:22.715	60	12 Laps	1:22.260	49	39 Laps	1:23.980
55	5 Laps	1:22.083	55	5 Laps	1:21.981	114	6 Laps	1:22.524	81	11 Laps	1:19.963	747	6 Laps	1:23.346
1	8 Laps	1:21.147	81	11 Laps	1:20.352	81	11 Laps	1:20.085	114	6 Laps	1:22.775	60	12 Laps	1:22.494
81	11 Laps	1:20.885	1	8 Laps	1:21.093	55	5 Laps	1:22.112	1	8 Laps	1:20.855	81	11 Laps	1:19.811
6	14 Laps	1:22.757	6	14 Laps	1:21.986	1	8 Laps	1:21.011	55	5 Laps	1:21.805	114	6 Laps	1:21.946
44	15 Laps	1:24.950	12	19.263	1:20.694	6	14 Laps	1:22.462	333	4 Laps	3:03.030	1	8 Laps	1:21.370
12	19.527	1:21.455	555	34 Laps	1:21.111	12	19.007	1:20.631	12	18.738	1:20.359	333	4 Laps	1:20.244
555	34 Laps	1:22.147	121	7 Laps	1:21.250	555	34 Laps	1:20.626	555	34 Laps	1:20.168	55	5 Laps	1:22.003
121	7 Laps	1:22.834	64	7 Laps	1:21.460	121	7 Laps	1:21.143	121	7 Laps	1:20.969	12	17.390	1:19.638
64	7 Laps	2:42.343	44	15 Laps	1:24.719	64	7 Laps	1:21.624	6	14 Laps	1:23.477	555	34 Laps	1:20.329
22	5 Laps	1:22.367	22	5 Laps	1:21.857	44	15 Laps	1:24.006	64	7 Laps	1:22.056	121	7 Laps	1:21.296
65	2 Laps	1:21.213	65	2 Laps	1:20.861	22	5 Laps	1:22.523	44	15 Laps	1:24.073	6	14 Laps	1:22.219
125	4 Laps	1:21.144	125	4 Laps	1:20.503	125	4 Laps	1:20.498	22	5 Laps	1:21.572	64	7 Laps	1:21.986
27	11 Laps	1:23.861	21	5 Laps	1:21.560	65	2 Laps	1:26.591 P	125	4 Laps	1:20.830	22	5 Laps	1:23.153
67	9 Laps	1:29.825	126	5 Laps	1:21.555	21	5 Laps	1:21.874	21	5 Laps	1:21.412	44	15 Laps	1:24.836
21	5 Laps	1:21.398	27	11 Laps	1:24.208	126	5 Laps	1:22.016	126	5 Laps	1:21.299	65	3 Laps	2:27.572
126	5 Laps	1:21.266	888	4 Laps	3:35.664	27	11 Laps	1:24.184	888	4 Laps	1:23.058	125	4 Laps	1:20.818
74	9 Laps	1:23.320	67	9 Laps	1:27.799	888	4 Laps	1:23.053	27	11 Laps	1:25.012	21	5 Laps	1:22.392
7	9 Laps	1:23.487	74	9 Laps	1:23.943	74	9 Laps	1:23.192	74	9 Laps	1:22.579	126	5 Laps	1:22.278
3	4 Laps	1:20.344	7	9 Laps	1:22.412	3	4 Laps	1:20.208	3	4 Laps	1:20.216	14	24 Laps	3:42.513
2	21 Laps	1:25.094	3	4 Laps	1:20.335	7	9 Laps	1:21.993	7	9 Laps	1:21.754	888	4 Laps	1:23.528
14	22 Laps	1:22.570	95	8 Laps	1:20.206	67	9 Laps	1:33.147 P	95	8 Laps	1:20.321	27	11 Laps	1:23.702
95	8 Laps	1:20.236	2	21 Laps	1:26.446	95	8 Laps	1:20.239	96	7 Laps	1:20.288	3	4 Laps	1:20.610
8	3 Laps	1:20.779	96	7 Laps	1:20.420	96	7 Laps	1:20.530	180	4 Laps	1:20.249	74	9 Laps	1:23.331
180	4 Laps	1:20.040	8	3 Laps	1:21.599	8	3 Laps	1:20.439	8	3 Laps	1:21.233	7	9 Laps	1:21.717
96	7 Laps	1:21.206	180	4 Laps	1:22.275	180	4 Laps	1:19.761	112	3 Laps	1:21.333	95	8 Laps	1:20.128
275	16 Laps	1:23.925	112	3 Laps	1:21.177	2	21 Laps	1:25.237	2	21 Laps	1:25.362	96	7 Laps	1:20.359
49	38 Laps	1:23.533	275	16 Laps	1:24.346	112	3 Laps	1:21.273				180	4 Laps	1:20.026
112	3 Laps	1:21.165	49	38 Laps	1:24.778	275	16 Laps	1:24.029				8	3 Laps	1:20.682
333	2 Laps	1:25.220 P	14	22 Laps	1:30.729 P	49	38 Laps	1:23.377				112	3 Laps	1:21.297

2024 MSV Trackdays Enduro KA Series

RACE 13 - LAP CHART

LAP 210 @ 17:12:51.461			LAP 211 @ 17:14:12.550			LAP 212 @ 17:15:33.829			LAP 213 @ 17:16:54.456			LAP 214 @ 17:18:14.669		
NO	BEHIND	LAP TIME	NO	BEHIND	LAP TIME	NO	BEHIND	LAP TIME	NO	BEHIND	LAP TIME	NO	BEHIND	LAP TIME
46		1:20.631	46		1:21.089	46		1:21.279	46		1:20.627	46		1:20.213
2	22 Laps	1:24.809	2	22 Laps	1:25.362	67	12 Laps	1:22.617	67	12 Laps	1:22.023	67	12 Laps	1:22.679
49	39 Laps	1:23.235	275	17 Laps	1:23.471	275	17 Laps	1:24.119	81	11 Laps	1:20.974	81	11 Laps	1:20.504
275	17 Laps	1:23.422	49	39 Laps	1:23.796	49	39 Laps	1:24.467	275	17 Laps	1:24.157	49	39 Laps	1:22.849
747	6 Laps	1:23.028	747	6 Laps	1:22.645	14	25 Laps	1:32.666	49	39 Laps	1:23.880	275	17 Laps	1:23.818
81	11 Laps	1:20.878	81	11 Laps	1:19.879	81	11 Laps	1:20.566	747	6 Laps	1:23.688	747	6 Laps	1:23.050
60	12 Laps	1:22.368	60	12 Laps	1:21.609	747	6 Laps	1:21.793	60	12 Laps	1:21.936	333	4 Laps	1:20.544
333	4 Laps	1:20.702	333	4 Laps	1:20.694	2	22 Laps	1:27.496	333	4 Laps	1:21.232	12	17.662	1:20.639
12	17.371	1:20.612	12	17.203	1:20.921	60	12 Laps	1:22.056	12	17.236	1:20.598	60	12 Laps	1:22.381
1	8 Laps	1:22.134	1	8 Laps	1:21.329	333	4 Laps	1:20.794	2	22 Laps	1:26.997	1	8 Laps	1:21.119
114	6 Laps	1:23.400	555	34 Laps	1:21.481	12	17.265	1:21.341	1	8 Laps	1:21.992	555	34 Laps	1:21.129
555	34 Laps	1:20.633	114	6 Laps	1:22.414	1	8 Laps	1:21.067	555	34 Laps	1:22.001	55	5 Laps	1:21.694
55	5 Laps	1:22.626	55	5 Laps	1:21.781	555	34 Laps	1:20.404	114	6 Laps	1:21.952	114	6 Laps	1:22.362
121	7 Laps	1:21.680	121	7 Laps	1:21.147	114	6 Laps	1:21.061	55	5 Laps	1:21.596	2	22 Laps	1:26.035
6	14 Laps	1:22.455	6	14 Laps	1:22.816	55	5 Laps	1:21.047	14	25 Laps	1:31.812	121	7 Laps	1:22.033
64	7 Laps	1:22.579	64	7 Laps	1:22.090	121	7 Laps	1:21.045	121	7 Laps	1:21.189	14	25 Laps	1:27.423
22	5 Laps	1:22.364	65	3 Laps	1:20.995	6	14 Laps	1:23.308	64	7 Laps	1:22.850	64	7 Laps	1:22.147
65	3 Laps	1:21.725	22	5 Laps	1:22.441	64	7 Laps	1:22.427	65	3 Laps	1:21.460	65	3 Laps	1:21.259
44	15 Laps	1:24.500	44	15 Laps	1:23.778	65	3 Laps	1:21.065	22	5 Laps	1:23.023	22	5 Laps	1:22.341
125	4 Laps	1:20.754	125	4 Laps	1:20.773	22	5 Laps	1:22.003	125	4 Laps	1:20.940	125	4 Laps	1:20.664
21	5 Laps	1:21.722	21	5 Laps	1:21.997	125	4 Laps	1:20.430	44	15 Laps	1:23.130	44	15 Laps	1:24.117
126	5 Laps	1:21.778	126	5 Laps	1:22.992	44	15 Laps	1:23.663	6	14 Laps	1:37.824 P	21	5 Laps	1:21.259
3	4 Laps	1:21.905	3	4 Laps	1:20.833	21	5 Laps	1:21.803	21	5 Laps	1:22.022	126	5 Laps	1:21.255
888	4 Laps	1:24.118	888	4 Laps	1:23.278	126	5 Laps	1:21.254	126	5 Laps	1:22.097	3	4 Laps	1:20.433
27	11 Laps	1:25.416	7	9 Laps	1:22.068	3	4 Laps	1:20.619	3	4 Laps	1:20.472	95	8 Laps	1:20.135
7	9 Laps	1:22.263	95	8 Laps	1:20.157	95	8 Laps	1:19.996	95	8 Laps	1:20.288	7	9 Laps	1:21.261
95	8 Laps	1:22.466	27	11 Laps	1:24.302	7	9 Laps	1:21.701	7	9 Laps	1:20.832	180	4 Laps	1:20.940
74	9 Laps	1:26.612	180	4 Laps	1:21.027	888	4 Laps	1:24.650	888	4 Laps	1:23.247	8	3 Laps	1:20.640
180	4 Laps	1:21.064	8	3 Laps	1:20.430	27	11 Laps	1:23.954	180	4 Laps	1:20.607	888	4 Laps	1:24.087
8	3 Laps	1:21.009	74	9 Laps	1:24.853	180	4 Laps	1:20.622	8	3 Laps	1:20.340	96	7 Laps	1:20.738
96	7 Laps	1:24.333	96	7 Laps	1:20.405	8	3 Laps	1:20.746	27	11 Laps	1:24.031	27	11 Laps	1:24.228
112	3 Laps	1:22.518	112	3 Laps	1:21.520	96	7 Laps	1:21.189	96	7 Laps	1:21.872	74	9 Laps	1:22.568
67	11 Laps	4:15.701				74	9 Laps	1:22.781	74	9 Laps	1:22.794	112	3 Laps	1:23.319
14	24 Laps	1:42.989				112	3 Laps	1:21.670	112	3 Laps	1:22.173			

2024 MSV Trackdays Enduro KA Series

RACE 13 - LAP CHART

LAP 215 @ 17:19:41.936			LAP 216 @ 17:22:13.492			LAP 217 @ 17:23:33.615			LAP 218 @ 17:24:53.474		
NO	BEHIND	LAP TIME	NO	BEHIND	LAP TIME	NO	BEHIND	LAP TIME	NO	BEHIND	LAP TIME
46		1:27.267 P	46		2:31.555	46		1:20.123	46		1:19.859
67	12 Laps	1:23.177	888	4 Laps	1:23.088	12	3.989	1:21.252	96	7 Laps	1:22.274
81	11 Laps	1:20.075	12	2.860	2:21.251	888	4 Laps	1:23.681	12	4.883	1:20.753
49	39 Laps	1:22.154	74	9 Laps	1:21.654	74	9 Laps	1:21.934	888	4 Laps	1:22.692
333	4 Laps	1:21.722	27	11 Laps	1:25.426	81	10 Laps	1:20.096	74	9 Laps	1:22.381
747	6 Laps	1:23.045	112	3 Laps	1:23.852	27	11 Laps	1:24.866	81	10 Laps	1:20.528
12	13.164	1:22.770 P	81	10 Laps	1:21.183	112	3 Laps	1:24.195	27	11 Laps	1:24.288
60	12 Laps	1:22.163	67	11 Laps	1:23.776	67	11 Laps	1:21.683	67	11 Laps	1:21.742
1	8 Laps	1:20.770	333	3 Laps	1:20.782	333	3 Laps	1:20.652	112	3 Laps	1:23.572
555	34 Laps	1:20.867	6	15 Laps	1:22.153	6	15 Laps	1:22.863	333	3 Laps	1:20.523
275	17 Laps	1:25.821	49	38 Laps	1:23.130	555	33 Laps	1:21.755	555	33 Laps	1:21.263
55	5 Laps	1:21.347	555	33 Laps	1:21.224	1	7 Laps	1:22.187	1	7 Laps	1:21.784
114	6 Laps	1:22.217	1	7 Laps	1:21.736	747	5 Laps	1:21.817	747	5 Laps	1:21.877
121	7 Laps	1:22.349	747	5 Laps	1:22.075	60	11 Laps	1:21.689	60	11 Laps	1:21.835
2	22 Laps	1:24.932	60	11 Laps	1:22.021	49	38 Laps	1:23.805	6	15 Laps	1:24.533
64	7 Laps	1:22.554	55	4 Laps	1:21.240	55	4 Laps	1:22.058	49	38 Laps	1:22.592
65	3 Laps	1:20.970	114	5 Laps	1:22.346	121	6 Laps	1:22.203	55	4 Laps	1:22.112
14	25 Laps	1:29.070	121	6 Laps	1:21.872	114	5 Laps	1:23.246	121	6 Laps	1:21.473
22	5 Laps	1:22.101	275	16 Laps	1:24.941	275	16 Laps	1:24.197	114	5 Laps	1:21.966
125	4 Laps	1:20.561	2	21 Laps	1:25.263	65	2 Laps	1:21.683	65	2 Laps	1:21.512
44	15 Laps	1:23.774	65	2 Laps	1:21.244	64	6 Laps	1:21.669	64	6 Laps	1:21.173
21	5 Laps	1:21.156	64	6 Laps	1:23.162	2	21 Laps	1:26.126	275	16 Laps	1:26.052
126	5 Laps	1:20.950	125	3 Laps	1:20.818	125	3 Laps	1:20.516	125	3 Laps	1:21.193
3	4 Laps	1:20.422	22	4 Laps	1:22.000	22	4 Laps	1:22.652	2	21 Laps	1:23.633
95	8 Laps	1:20.032	14	24 Laps	1:28.230	14	24 Laps	1:27.565	22	4 Laps	1:23.444
7	9 Laps	1:21.572	44	14 Laps	1:23.783	3	3 Laps	1:20.813	95	7 Laps	1:19.868
180	4 Laps	1:20.435	21	4 Laps	1:22.677	21	4 Laps	1:21.443	3	3 Laps	1:22.431
8	3 Laps	1:20.408	3	3 Laps	1:20.627	126	4 Laps	1:21.982	21	4 Laps	1:22.647
96	7 Laps	1:20.373	126	4 Laps	1:22.941	44	14 Laps	1:24.501	126	4 Laps	1:21.986
888	4 Laps	1:23.534	95	7 Laps	1:20.150	95	7 Laps	1:19.690	44	14 Laps	1:24.234
74	9 Laps	1:22.694	7	8 Laps	1:21.784	7	8 Laps	1:21.441	14	24 Laps	1:29.631
27	11 Laps	1:25.201	8	2 Laps	1:21.129	8	2 Laps	1:20.812	7	8 Laps	1:21.168
112	3 Laps	1:23.308	180	3 Laps	1:21.852	180	3 Laps	1:20.902	8	2 Laps	1:20.704
67	11 Laps	1:22.315	96	6 Laps	1:20.867				180	3 Laps	1:21.711
81	10 Laps	1:19.800									
333	3 Laps	1:20.505									
6	15 Laps	3:34.875									
49	38 Laps	1:22.175									
1	7 Laps	1:21.423									
747	5 Laps	1:22.387									
555	33 Laps	1:21.635									
60	11 Laps	1:22.734									
55	4 Laps	1:21.760									
114	5 Laps	1:22.400									
121	6 Laps	1:21.240									
275	16 Laps	1:26.123									
2	21 Laps	1:24.898									
64	6 Laps	1:21.756									
65	2 Laps	1:20.992									
125	3 Laps	1:21.647									
14	24 Laps	1:27.347									
22	4 Laps	1:23.295									
44	14 Laps	1:23.778									
21	4 Laps	1:21.220									
126	4 Laps	1:20.871									
3	3 Laps	1:20.392									
95	7 Laps	1:19.829									
7	8 Laps	1:21.032									
180	3 Laps	1:20.519									
8	2 Laps	1:20.639									
96	6 Laps	1:21.504									

2024 MSV Trackdays Enduro KA Series

RACE 13 - POSITION CHART

No	Name	Lap Pos	129	130	131	132	133	134	135	136	137	138	139	140	141	142	143	144	145	146	147	148	149	150	151	152	153	154	155	156	157	158	159	160	
			81	GM Performance	1	46	46	46	46	46	46	46	46	46	46	46	46	46	46	46	46	46	46	46	46	46	46	46	46	46	46	46	46	46	46
46	MilnAir Racing	2	12	12	12	12	12	12	12	12	12	12	12	12	65	65	65	65	65	65	8	8	8	12	12	12	12	12	12	12	12	12	12	12	
180	Shine Automotive	3	65	65	65	65	65	65	65	65	65	65	65	333	8	8	8	8	8	8	333	333	12	55	55	55	55	121	121	121	121	121	121	121	
11	11Tenths Racing	4	125	333	333	8	8	8	8	8	8	8	8	8	8	333	333	333	333	333	12	12	55	180	180	180	121	180	112	112	112	112	112	112	
114	KM Racing	5	333	8	8	333	333	333	333	333	333	333	333	333	12	12	12	12	12	12	55	55	180	121	121	121	180	112	22	22	22	22	22	22	
12	PRO-AM RACING	6	8	55	55	55	55	55	55	55	55	55	55	55	55	55	55	55	55	55	180	180	333	112	112	112	112	22	180	21	21	333	333	333	
112	Ka Tastrophe	7	81	114	114	114	114	114	114	114	114	114	114	114	114	114	114	114	114	180	121	121	121	333	22	22	22	333	21	333	333	65	65	65	
3	Windgat Racing	8	55	64	64	64	64	64	64	64	64	64	180	180	180	180	180	180	180	180	121	112	112	112	22	333	333	333	21	333	65	65	8	8	8
95	WKD Motorsport	9	114	1	1	112	112	112	180	180	22	22	22	22	112	112	112	121	121	112	22	22	22	21	21	21	21	65	65	8	8	81	81	3	
65	Autotech Motorsport 2	10	64	112	112	180	180	180	22	22	112	112	112	112	22	22	22	112	112	22	21	21	21	65	65	65	65	8	8	81	81	3	3	888	
555	Sukaru Racing	11	1	180	180	22	22	22	112	112	121	121	121	121	121	121	121	22	22	21	65	65	65	8	8	8	8	81	81	3	3	888	888	125	
8	PRO-AM Racing	12	112	22	22	121	121	121	121	21	21	21	21	21	21	21	21	21	21	81	81	81	81	81	81	81	81	3	3	888	888	125	125	55	
22	AFK Racing	13	180	121	121	21	21	21	21	21	7	7	7	81	81	81	81	81	81	81	3	3	3	3	3	3	3	3	888	888	125	125	55	55	114
125	3 Amigos	14	22	67	21	67	67	67	7	7	81	81	3	3	3	3	3	3	3	888	888	888	888	888	888	888	888	888	55	55	55	55	114	114	126
21	KnF Racing	15	121	21	67	7	7	7	81	81	3	3	3	888	888	888	888	888	888	125	125	125	125	125	125	125	125	125	125	125	125	125	125	125	125
49	LDR Performance Tuning	16	67	7	7	3	3	3	3	3	888	888	888	125	125	125	125	125	125	114	114	114	114	114	114	114	114	114	114	114	126	126	747	747	180
888	Boston Racing	17	21	3	3	81	81	81	888	888	125	125	125	126	126	126	126	126	126	126	126	126	126	126	126	126	126	126	126	126	126	126	126	126	126
333	KaHoona's Race Team	18	7	81	81	888	888	888	125	125	126	126	126	747	747	747	747	747	747	747	747	747	747	747	747	747	747	747	747	747	747	747	747	747	
7	G&B Finch Racing	19	3	888	888	125	125	125	126	126	747	747	747	64	64	64	64	64	64	64	64	64	64	64	64	64	64	64	64	64	64	64	64	64	64
55	KAsh Strapped Racing	20	888	125	125	126	126	126	747	747	64	64	64	67	67	67	67	67	67	67	67	67	67	67	67	67	67	67	67	67	67	67	67	67	67
747	LARR Motorsport	21	126	126	126	747	747	747	67	67	67	67	67	67	67	67	67	67	67	67	67	67	67	67	67	67	67	67	67	67	67	67	67	67	67
6	NJM Racing Ltd	22	747	747	747	60	60	60	74	74	74	74	74	1	1	1	1	1	1	1	1	1	1	1	1	1	1	1	1	1	1	1	1	1	1
126	GloriKa	23	60	60	60	74	74	74	1	1	1	1	1	1	27	27	27	27	27	27	27	27	27	27	27	27	27	27	27	27	27	27	27	27	27
1	Burton Power Racing	24	74	74	74	1	1	1	27	27	27	27	27	27	96	96	96	96	96	96	96	96	96	96	96	96	96	96	96	96	96	96	96	96	96
67	Original Chequers Racing	25	27	27	27	27	27	27	96	96	96	96	96	7	7	7	7	7	7	7	7	7	7	7	7	7	7	7	7	7	7	7	7	7	7
275	Team Lifeline	26	96	96	96	96	96	96	60	60	60	60	60	60	60	60	60	60	60	60	60	60	60	60	60	60	60	60	60	60	60	60	60	60	60
121	Ka Lamaty	27	6	6	6	6	6	6	6	6	6	6	6	6	6	6	6	6	6	6	6	6	6	6	6	6	6	6	6	6	6	6	6	6	6
74	Orkasport	28	95	95	95	95	95	95	95	95	95	95	95	95	95	95	95	95	95	95	95	95	95	95	95	95	95	95	95	95	95	95	95	95	95
60	Tango & Crash	29	44	44	44	44	44	44	44	44	44	44	44	44	44	44	44	44	44	44	44	44	44	44	44	44	44	44	44	44	44	44	44	44	44
14	Usher Motorsport	30	275	275	275	275	275	275	275	275	275	275	275	275	275	275	275	275	275	275	6	6	6	6	6	6	6	6	6	6	6	6	6	6	6
44	Graves Motorsport	31	2	2	2	2	14	14	14	14	14	14	14	14	14	14	14	14	14	14	2	2	2	2	2	2	2	2	2	2	2	2	2	2	2
64	Autotech Motorsport	32	14	14	14	14	2	2	2	2	2	2	2	2	2	2	2	2	2	2	2	2	2	2	2	2	2	2	2	2	2	2	2	2	2
27	Semprini Racing	33	555	555	555	555	555	555	555	555	555	555	555	555	555	555	555	555	555	555	555	555	555	555	555	555	555	555	555	555	555	555	555	555	555
2	NJM's PDC's	34	49	49	49	49	49	49	49	49	49	49	49	49	49	49	49	49	49	49	49	49	49	49	49	49	49	49	49	49	49	49	49	49	49
96	Poorsche KAarrera Moto	35																																	

2024 MSV Trackdays Enduro KA Series

RACE 13 - POSITION CHART

No	Name	Lap Pos	161	162	163	164	165	166	167	168	169	170	171	172	173	174	175	176	177	178	179	180	181	182	183	184	185	186	187	188	189	190	191	192	
			81	GM Performance	1	46	46	46	46	46	46	46	46	46	46	46	46	46	46	46	46	46	46	46	46	46	46	46	46	46	46	46	46	46	46
46	MilnAir Racing	2	12	12	12	12	12	12	12	12	12	12	12	12	12	12	12	12	12	12	12	12	12	12	12	12	12	12	12	12	12	12	12	12	
180	Shine Automotive	3	112	112	22	112	112	112	112	112	112	112	65	65	65	65	65	65	65	65	65	65	65	65	65	65	65	65	65	65	65	65	65	65	
11	11Tenths Racing	4	22	22	112	22	65	65	65	65	65	65	333	333	333	333	333	333	333	333	333	333	333	333	333	333	333	333	333	333	333	333	333		
114	KM Racing	5	333	333	333	65	333	333	333	333	333	333	8	8	8	8	8	8	8	8	8	8	888	888	888	888	888	888	888	888	888	888	888	888	
12	PRO-AM RACING	6	65	65	65	333	8	8	8	8	8	8	3	3	888	888	888	888	888	888	888	8	8	8	8	8	8	8	8	8	8	8	8	125	
112	Ka Tastrophy	7	8	8	8	8	3	3	3	3	3	3	888	888	3	3	3	3	3	3	3	125	125	125	125	125	125	125	125	125	125	125	125	112	
3	Windgat Racing	8	3	3	3	3	888	888	888	888	888	888	125	125	125	125	125	125	125	125	112	112	112	112	112	112	112	112	112	112	112	112	112	8	
95	WKD Motorsport	9	888	888	888	888	125	125	125	125	125	125	55	55	55	55	55	55	55	55	55	112	55	55	55	55	55	114	114	114	114	114	114	114	747
65	Autotech Motorsport 2	10	125	125	125	125	55	55	55	55	55	55	112	112	112	112	112	112	112	112	55	114	114	114	114	114	114	747	747	747	747	747	747	3	
555	Sukaru Racing	11	55	55	55	55	114	114	114	114	114	114	114	114	114	114	114	114	114	114	747	747	747	747	747	3	3	3	3	3	3	3	180		
8	PRO-AM Racing	12	114	114	114	114	126	126	126	126	126	126	126	747	747	747	747	747	747	3	3	3	3	3	3	55	55	55	55	55	55	55	180	55	
22	AFK Racing	13	126	126	126	126	747	747	747	747	747	747	22	22	22	22	22	22	22	22	22	22	22	22	22	22	22	22	180	180	180	180	180	55	22
125	3 Amigos	14	121	121	747	747	22	22	22	22	22	22	22	22	180	180	180	180	180	180	180	180	180	180	180	180	180	22	22	22	22	22	22	126	
21	KnF Racing	15	747	747	121	180	180	180	180	180	180	180	126	126	126	126	126	126	126	126	126	126	126	126	126	126	126	126	126	126	126	126	126	21	
49	LDR Performance Tuning	16	180	180	180	21	21	21	21	21	21	21	21	21	21	21	21	21	21	21	21	21	21	21	21	21	21	21	21	21	21	21	21	114	
888	Boston Racing	17	21	21	21	64	64	64	64	64	64	64	64	64	64	64	64	64	64	64	64	64	64	64	64	64	64	64	64	64	64	64	64	64	
333	KaHoona's Race Team	18	64	64	64	1	1	1	81	81	81	81	81	81	81	81	81	81	81	81	81	81	1	1	1	1	1	1	1	1	1	1	1	121	
7	G&B Finch Racing	19	1	1	1	96	81	81	1	1	1	1	1	1	1	1	1	1	1	1	1	121	121	121	121	121	121	121	121	121	121	121	7	96	
55	KAsh Strapped Racing	20	81	96	96	81	96	96	121	121	121	121	121	121	121	121	121	121	121	121	7	7	7	7	7	7	7	7	7	7	7	7	96	7	
747	LARR Motorsport	21	96	81	81	121	121	121	67	67	67	67	67	67	67	67	67	67	67	67	67	96	96	96	96	96	96	96	96	96	96	96	1	1	
6	NJM Racing Ltd	22	27	67	67	67	67	67	7	7	7	7	7	7	7	7	7	7	7	7	7	60	60	60	60	60	60	60	60	60	60	60	95	95	
126	GloriKa	23	67	7	7	7	7	7	96	96	96	96	96	96	96	96	96	96	96	96	67	95	95	95	95	95	95	95	95	95	95	60	67	67	
1	Burton Power Racing	24	7	60	60	60	60	60	60	60	60	60	60	60	60	60	60	60	60	60	95	67	67	67	67	67	67	67	67	67	67	67	74	74	
67	Original Chequers Racing	25	60	74	74	74	74	74	74	74	74	74	74	74	74	74	74	74	74	74	74	95	74	74	74	74	74	74	74	74	74	74	81	81	
275	Team Lifeline	26	74	95	95	95	95	95	95	95	95	95	95	95	95	95	95	95	95	95	74	27	27	27	27	27	27	27	27	27	27	81	81	27	27
121	Ka Lamaty	27	95	27	27	27	27	27	27	27	27	27	27	27	27	27	27	27	27	27	27	81	81	81	81	81	81	81	81	81	81	27	27	60	60
74	Orkasport	28	44	44	44	44	44	44	44	44	44	44	44	44	44	44	44	44	44	44	6	6	6	6	6	6	6	6	6	6	6	6	6	6	6
60	Tango & Crash	29	6	6	6	6	6	6	6	6	6	6	6	6	6	6	6	6	6	6	44	44	44	44	44	44	44	44	44	44	44	44	44	44	
14	Usher Motorsport	30	275	275	275	275	275	275	275	275	275	275	275	275	275	275	275	275	275	275	275	275	275	275	275	275	275	275	275	275	275	275	275	275	
44	Graves Motorsport	31	2	2	2	2	2	2	2	2	2	2	2	2	2	2	2	2	2	2	2	2	2	2	2	2	2	2	2	2	2	2	2	2	
64	Autotech Motorsport	32	14	14	14	14	14	14	14	14	14	14	14	14	14	14	14	14	14	14	14	14	14	14	14	14	14	14	14	14	14	14	14	14	
27	Semprini Racing	33	555	555	555	555	555	555	555	555	555	555	555	555	555	555	555	555	555	555	555	555	555	555	555	555	555	555	555	555	555	555	555	555	
2	NJM's PDC's	34	49	49	49	49	49	49	49	49	49	49	49	49	49	49	49	49	49	49	49	49	49	49	49	49	49	49	49	49	49	49	49	49	
96	Poorsche KAarrera Moto	35																																	

2024 MSV Trackdays Enduro KA Series

RACE 13 - POSITION CHART

No	Name	Lap Pos	193	194	195	196	197	198	199	200	201	202	203	204	205	206	207	208	209	210	211	212	213	214	215	216	217	218
			81	GM Performance	1	46	46	46	46	46	46	46	46	46	46	46	46	46	46	46	46	46	46	46	46	46	46	46
46	MilnAir Racing	2	12	12	12	12	12	12	12	12	12	12	12	12	12	12	12	12	12	12	12	12	12	12	12	12	12	12
180	Shine Automotive	3	65	65	65	65	65	65	65	65	65	65	65	65	65	65	65	65	65	65	65	65	65	65	65	65	65	65
11	11Tenths Racing	4	333	333	333	333	333	333	333	333	333	333	333	333	333	333	333	333	333	333	333	333	333	333	333	333	333	333
114	KM Racing	5	888	888	888	888	888	888	888	888	888	888	888	888	888	888	888	888	888	888	888	888	888	888	888	888	888	888
12	PRO-AM RACING	6	125	125	125	125	125	125	125	125	125	125	125	125	125	125	125	125	125	125	125	125	125	125	125	125	125	125
112	Ka Tastrophy	7	112	112	112	112	112	112	112	112	112	112	112	112	112	112	112	112	112	112	112	112	112	112	112	112	112	112
3	Windgat Racing	8	8	8	8	8	8	8	8	8	8	8	8	8	8	8	8	8	8	8	8	8	8	8	8	8	8	8
95	WKD Motorsport	9	747	747	747	747	747	747	747	747	747	747	747	747	747	747	747	747	747	747	747	747	747	747	747	747	747	747
65	Autotech Motorsport 2	10	3	3	3	3	3	3	3	3	3	3	3	3	3	3	3	3	3	3	3	3	3	3	3	3	3	3
555	Sukaru Racing	11	180	180	180	180	180	180	180	180	180	180	180	180	180	180	180	180	180	180	180	180	180	180	180	180	180	180
8	PRO-AM Racing	12	55	55	55	55	55	55	55	55	55	55	55	55	55	55	55	55	55	55	55	55	55	55	55	55	55	55
22	AFK Racing	13	22	22	22	22	22	22	22	22	22	22	22	22	22	22	22	22	22	22	22	22	22	22	22	22	22	22
125	3 Amigos	14	126	126	126	126	126	126	126	126	126	126	126	126	126	126	126	126	126	126	126	126	126	126	126	126	126	126
21	KnF Racing	15	21	21	21	21	21	21	21	21	21	21	21	21	21	21	21	21	21	21	21	21	21	21	21	21	21	21
49	LDR Performance Tuning	16	114	114	114	114	114	114	114	114	114	114	114	114	114	114	114	114	114	114	114	114	114	114	114	114	114	114
888	Boston Racing	17	64	64	64	64	64	64	64	64	64	64	64	64	64	64	64	64	64	64	64	64	64	64	64	64	64	64
333	KaHoona's Race Team	18	121	121	121	121	121	121	121	121	121	121	121	121	121	121	121	121	121	121	121	121	121	121	121	121	121	121
7	G&B Finch Racing	19	96	96	96	96	96	96	96	96	96	96	96	96	96	96	96	96	96	96	96	96	96	96	96	96	96	96
55	KAsh Strapped Racing	20	7	7	7	7	7	7	7	7	7	7	7	7	7	7	7	7	7	7	7	7	7	7	7	7	7	7
747	LARR Motorsport	21	1	1	1	1	1	1	1	1	1	1	1	1	1	1	1	1	1	1	1	1	1	1	1	1	1	1
6	NJM Racing Ltd	22	95	95	95	95	95	95	95	95	95	95	95	95	95	95	95	95	95	95	95	95	95	95	95	95	95	95
126	GloriKa	23	67	67	67	67	67	67	67	67	67	67	67	67	67	67	67	67	67	67	67	67	67	67	67	67	67	67
1	Burton Power Racing	24	74	74	74	74	74	74	74	74	74	74	74	74	74	74	74	74	74	74	74	74	74	74	74	74	74	74
67	Original Chequers Racing	25	81	81	81	81	81	81	81	81	81	81	81	81	81	81	81	81	81	81	81	81	81	81	81	81	81	81
275	Team Lifeline	26	27	27	27	27	27	27	27	27	27	27	27	27	27	27	27	27	27	27	27	27	27	27	27	27	27	27
121	Ka Lamaty	27	60	60	60	60	60	60	60	60	60	60	60	60	60	60	60	60	60	60	60	60	60	60	60	60	60	60
74	Orkasport	28	6	6	6	6	6	6	6	6	6	6	6	6	6	6	6	6	6	6	6	6	6	6	6	6	6	6
60	Tango & Crash	29	44	44	44	44	44	44	44	44	44	44	44	44	44	44	44	44	44	44	44	44	44	44	44	44	44	44
14	Usher Motorsport	30	275	275	275	275	275	275	275	275	275	275	275	275	275	275	275	275	275	275	275	275	275	275	275	275	275	275
44	Graves Motorsport	31	2	2	2	2	2	2	2	2	2	2	2	2	2	2	2	2	2	2	2	2	2	2	2	2	2	2
64	Autotech Motorsport	32	14	14	14	14	14	14	14	14	14	14	14	14	14	14	14	14	14	14	14	14	14	14	14	14	14	14
27	Semprini Racing	33																										
2	NJM's PDC's	34																										
96	Poorsche KAarrera Moto	35																										

2024 MSV Trackdays Enduro KA Series

RACE 13 - LAP ANALYSIS

DIFF = Difference To Personal Best Lap

P1 12 PRO-AM RACING				
LAP	LAP TIME	DIFF	MPH	TIME OF DAY
1 -	1:22.728	3.255	71.38	12:26:02.228
2 -	1:21.744	2.271	72.24	12:27:23.972
3 -	1:21.524	2.051	72.44	12:28:45.496
4 -	1:21.180	1.707	72.74	12:30:06.676
5 -	1:21.197	1.724	72.73	12:31:27.873
6 -	1:20.756	1.283	73.12	12:32:48.629
7 -	1:20.566	1.093	73.30	12:34:09.195
8 -	1:20.708	1.235	73.17	12:35:29.903
9 -	1:21.208	1.735	72.72	12:36:51.111
10 -	1:22.617	3.144	71.48	12:38:13.728
11 -	1:20.294	0.821	73.55	12:39:34.022
12 -	1:20.217	0.744	73.62	12:40:54.239
13 -	1:21.311	1.838	72.63	12:42:15.550
14 -	1:21.516	2.043	72.44	12:43:37.066
15 -	1:20.914	1.441	72.98	12:44:57.980
16 -	1:20.845	1.372	73.04	12:46:18.825
17 -	1:21.105	1.632	72.81	12:47:39.930
18 -	1:20.680	1.207	73.19	12:49:00.610
19 -	1:20.361	0.888	73.48	12:50:20.971
20 -	1:20.357	0.884	73.49	12:51:41.328
21 -	1:20.754	1.281	73.13	12:53:02.082
22 -	1:20.855	1.382	73.04	12:54:22.937
23 -	1:21.651	2.178	72.32	12:55:44.588
24 -	1:20.525	1.052	73.33	12:57:05.113
25 -	1:21.185	1.712	72.74	12:58:26.298
26 -	1:20.273	0.800	73.56	12:59:46.571
27 -	1:21.250	1.777	72.68	13:01:07.821
28 -	1:20.735	1.262	73.14	13:02:28.556
29 -	1:20.649	1.176	73.22	13:03:49.205
30 -	1:20.284	0.811	73.55	13:05:09.489
31 -	1:20.059	0.586	73.76	13:06:29.548
32 -	1:20.241	0.768	73.59	13:07:49.789
33 -	1:20.123	0.650	73.70	13:09:09.912
34 -	1:20.434	0.961	73.42	13:10:30.346
35 -	1:20.614	1.141	73.25	13:11:50.960
36 -	1:20.657	1.184	73.21	13:13:11.617
37 -	1:20.546	1.073	73.32	13:14:32.163
38 -	1:20.512	1.039	73.35	13:15:52.675
39 -	1:20.153	0.680	73.67	13:17:12.828
40 -	1:20.341	0.868	73.50	13:18:33.169
41 -	1:20.487	1.014	73.37	13:19:53.656
42 -	1:20.379	0.906	73.47	13:21:14.035
43 -	1:20.568	1.095	73.30	13:22:34.603
44 -	1:20.623	1.150	73.25	13:23:55.226
45 -	1:21.066	1.593	72.85	13:25:16.292
46 -	1:21.414	1.941	72.53	13:26:37.706
47 -	1:19.966	0.493	73.85	13:27:57.672
48 -	1:20.323	0.850	73.52	13:29:17.995
49 -	1:20.540	1.067	73.32	13:30:38.535
50 -	1:20.314	0.841	73.53	13:31:58.849
51 -	1:20.504	1.031	73.35	13:33:19.353
52 -	1:20.524	1.051	73.34	13:34:39.877
53 -	1:20.287	0.814	73.55	13:36:00.164
54 -	1:21.025	1.552	72.88	13:37:21.189
55 -	1:22.777	3.304	71.34	13:38:43.966
56 -	1:20.725	1.252	73.15	13:40:04.691
57 -	1:20.383	0.910	73.46	13:41:25.074
58 -	1:20.284	0.811	73.55	13:42:45.358
59 -	1:20.247	0.774	73.59	13:44:05.605
60 -	1:19.921	0.448	73.89	13:45:25.526
61 -	1:21.693	2.220	72.29	13:46:47.219
62 -	1:20.544	1.071	73.32	13:48:07.763
63 -	1:20.010	0.537	73.81	13:49:27.773

DIFF = Difference To Personal Best Lap

64 -	1:20.161	0.688	73.67	13:50:47.934
65 -	1:20.263	0.790	73.57	13:52:08.197
66 -	1:19.911	0.438	73.90	13:53:28.108
67 -	1:20.178	0.705	73.65	13:54:48.286
68 -	1:19.961	0.488	73.85	13:56:08.247
69 -	1:20.280	0.807	73.56	13:57:28.527
70 -	1:23.176	P 3.703	71.00	13:58:51.703
71 -	2:58.158	1:38.685	33.14	14:01:49.861
72 -	2:42.537	1:23.064	36.33	14:04:32.398
73 -	1:41.668	22.195	58.08	14:06:14.066
74 -	1:20.886	1.413	73.01	14:07:34.952
75 -	1:21.244	1.771	72.69	14:08:56.196
76 -	1:21.617	2.144	72.35	14:10:17.813
77 -	1:21.873	2.400	72.13	14:11:39.686
78 -	1:21.299	1.826	72.64	14:13:00.985
79 -	1:20.645	1.172	73.23	14:14:21.630
80 -	1:20.835	1.362	73.05	14:15:42.465
81 -	1:20.876	1.403	73.02	14:17:03.341
82 -	1:20.599	1.126	73.27	14:18:23.940
83 -	1:20.460	0.987	73.39	14:19:44.400
84 -	1:20.317	0.844	73.52	14:21:04.717
85 -	1:20.260	0.787	73.58	14:22:24.977
86 -	1:21.136	1.663	72.78	14:23:46.113
87 -	1:20.813	1.340	73.07	14:25:06.926
88 -	1:20.802	1.329	73.08	14:26:27.728
89 -	1:21.597	2.124	72.37	14:27:49.325
90 -	1:20.420	0.947	73.43	14:29:09.745
91 -	1:20.786	1.313	73.10	14:30:30.531
92 -	1:20.794	1.321	73.09	14:31:51.325
93 -	1:20.575	1.102	73.29	14:33:11.900
94 -	1:20.296	0.823	73.54	14:34:32.196
95 -	1:20.275	0.802	73.56	14:35:52.471
96 -	1:20.154	0.681	73.67	14:37:12.625
97 -	1:21.638	2.165	72.33	14:38:34.263
98 -	1:20.647	1.174	73.22	14:39:54.910
99 -	1:20.458	0.985	73.40	14:41:15.368
100 -	1:20.281	0.808	73.56	14:42:35.649
101 -	1:20.428	0.955	73.42	14:43:56.077
102 -	1:20.270	0.797	73.57	14:45:16.347
103 -	1:20.545	1.072	73.32	14:46:36.892
104 -	1:20.202	0.729	73.63	14:47:57.094
105 -	1:21.059	1.586	72.85	14:49:18.153
106 -	1:20.953	1.480	72.95	14:50:39.106
107 -	1:20.534	1.061	73.33	14:51:59.640
108 -	1:20.205	0.732	73.63	14:53:19.845
109 -	1:20.106	0.633	73.72	14:54:39.951
110 -	1:20.506	1.033	73.35	14:56:00.457
111 -	1:20.770	1.297	73.11	14:57:21.227
112 -	1:19.738	0.265	74.06	14:58:40.965
113 -	1:19.942	0.469	73.87	15:00:00.907
114 -	1:20.132	0.659	73.69	15:01:21.039
115 -	1:20.291	0.818	73.55	15:02:41.330
116 -	1:20.694	1.221	73.18	15:04:02.024
117 -	1:20.219	0.746	73.61	15:05:22.243
118 -	1:20.362	0.889	73.48	15:06:42.605
119 -	1:21.525	2.052	72.43	15:08:04.130
120 -	1:19.923	0.450	73.89	15:09:24.053
121 -	1:19.773	0.300	74.03	15:10:43.826
122 -	1:21.176	1.703	72.75	15:12:05.002
123 -	1:20.145	0.672	73.68	15:13:25.147
124 -	1:19.831	0.358	73.97	15:14:44.978
125 -	1:19.473	(1) 0.874	74.31	15:16:04.451
126 -	1:20.347	0.874	73.50	15:17:24.798
127 -	1:20.243	0.770	73.59	15:18:45.041
128 -	1:21.857	2.384	72.14	15:20:06.898
129 -	1:20.358	0.885	73.49	15:21:27.256

2024 MSV Trackdays Enduro KA Series

RACE 13 - LAP ANALYSIS

DIFF = Difference To Personal Best Lap

130 -	1:22.185	2.712	71.85	15:22:49.441
131 -	1:21.410	1.937	72.54	15:24:10.851
132 -	1:20.395	0.922	73.45	15:25:31.246
133 -	1:20.541	1.068	73.32	15:26:51.787
134 -	1:20.596	1.123	73.27	15:28:12.383
135 -	1:20.363	0.890	73.48	15:29:32.746
136 -	1:19.842	0.369	73.96	15:30:52.588
137 -	1:20.416	0.943	73.43	15:32:13.004
138 -	1:20.406	0.933	73.44	15:33:33.410
139 -	1:20.275	0.802	73.56	15:34:53.685
140 -	1:20.728	P 1.255	73.15	15:36:14.413
141 -	4:12.873	2:53.400	23.35	15:40:27.286
142 -	1:21.424	1.951	72.52	15:41:48.710
143 -	1:20.618	1.145	73.25	15:43:09.328
144 -	1:20.414	0.941	73.44	15:44:29.742
145 -	1:20.555	1.082	73.31	15:45:50.297
146 -	1:20.570	1.097	73.29	15:47:10.867
147 -	1:20.367	0.894	73.48	15:48:31.234
148 -	1:20.531	1.058	73.33	15:49:51.765
149 -	1:21.163	1.690	72.76	15:51:12.928
150 -	1:19.880	0.407	73.93	15:52:32.808
151 -	1:20.305	0.832	73.54	15:53:53.113
152 -	1:20.382	0.909	73.47	15:55:13.495
153 -	1:20.815	1.342	73.07	15:56:34.310
154 -	1:20.546	1.073	73.32	15:57:54.856
155 -	1:20.089	0.616	73.73	15:59:14.945
156 -	1:20.531	1.058	73.33	16:00:35.476
157 -	1:20.601	1.128	73.27	16:01:56.077
158 -	1:20.844	1.371	73.05	16:03:16.921
159 -	1:20.319	0.846	73.52	16:04:37.240
160 -	1:21.000	1.527	72.90	16:05:58.240
161 -	1:20.612	1.139	73.26	16:07:18.852
162 -	1:20.390	0.917	73.46	16:08:39.242
163 -	1:20.836	1.363	73.05	16:10:00.078
164 -	1:21.140	1.667	72.78	16:11:21.218
165 -	1:20.805	1.332	73.08	16:12:42.023
166 -	1:20.990	1.517	72.91	16:14:03.013
167 -	1:20.698	1.225	73.18	16:15:23.711
168 -	1:20.557	1.084	73.31	16:16:44.268
169 -	1:20.416	0.943	73.43	16:18:04.684
170 -	1:20.144	0.671	73.68	16:19:24.828
171 -	1:20.829	1.356	73.06	16:20:45.657
172 -	1:20.546	1.073	73.32	16:22:06.203
173 -	1:20.951	1.478	72.95	16:23:27.154
174 -	1:22.369	2.896	71.69	16:24:49.523
175 -	1:20.321	0.848	73.52	16:26:09.844
176 -	1:20.816	1.343	73.07	16:27:30.660
177 -	1:19.966	0.493	73.85	16:28:50.626
178 -	1:20.237	0.764	73.60	16:30:10.863
179 -	1:20.357	0.884	73.49	16:31:31.220
180 -	1:20.481	1.008	73.37	16:32:51.701
181 -	1:20.415	0.942	73.43	16:34:12.116
182 -	1:20.076	0.603	73.75	16:35:32.192
183 -	1:20.357	0.884	73.49	16:36:52.549
184 -	1:20.825	1.352	73.06	16:38:13.374
185 -	1:20.665	1.192	73.21	16:39:34.039
186 -	1:20.749	1.276	73.13	16:40:54.788
187 -	1:20.696	1.223	73.18	16:42:15.484
188 -	1:20.585	1.112	73.28	16:43:36.069
189 -	1:20.412	0.939	73.44	16:44:56.481
190 -	1:20.436	0.963	73.42	16:46:16.917
191 -	1:20.776	1.303	73.11	16:47:37.693
192 -	1:19.781	0.308	74.02	16:48:57.474
193 -	1:21.134	1.661	72.78	16:50:18.608
194 -	1:20.790	1.317	73.09	16:51:39.398
195 -	1:20.404	0.931	73.44	16:52:59.802

DIFF = Difference To Personal Best Lap

196 -	1:21.094	1.621	72.82	16:54:20.896
197 -	1:19.659	(3) 0.186	74.13	16:55:40.555
198 -	1:20.003	0.530	73.81	16:57:00.558
199 -	1:22.271	2.798	71.78	16:58:22.829
200 -	1:20.107	0.634	73.72	16:59:42.936
201 -	1:21.257	1.784	72.67	17:01:04.193
202 -	1:20.564	1.091	73.30	17:02:24.757
203 -	1:20.320	0.847	73.52	17:03:45.077
204 -	1:20.366	0.893	73.48	17:05:05.443
205 -	1:21.455	1.982	72.50	17:06:26.898
206 -	1:20.694	1.221	73.18	17:07:47.592
207 -	1:20.631	1.158	73.24	17:09:08.223
208 -	1:20.359	0.886	73.49	17:10:28.582
209 -	1:19.638	(2) 0.165	74.15	17:11:48.220
210 -	1:20.612	1.139	73.26	17:13:08.832
211 -	1:20.921	1.448	72.98	17:14:29.753
212 -	1:21.341	1.868	72.60	17:15:51.094
213 -	1:20.598	1.125	73.27	17:17:11.692
214 -	1:20.639	1.166	73.23	17:18:32.331
215 -	1:22.770	P 3.297	71.35	17:19:55.101
216 -	2:21.251	1:01.778	41.80	17:22:16.352
217 -	1:21.252	1.779	72.68	17:23:37.604
218 -	1:20.753	1.280	73.13	17:24:58.357

P2 46 MilnAir Racing				
LAP	LAP TIME	DIFF	MPH	TIME OF DAY
1 -	1:22.551	3.225	71.53	12:26:02.051
2 -	1:22.494	3.168	71.58	12:27:24.545
3 -	1:22.084	2.758	71.94	12:28:46.629
4 -	1:21.271	1.945	72.66	12:30:07.900
5 -	1:21.512	2.186	72.45	12:31:29.412
6 -	1:21.110	1.784	72.81	12:32:50.522
7 -	1:20.503	1.177	73.35	12:34:11.025
8 -	1:20.594	1.268	73.27	12:35:31.619
9 -	1:21.300	1.974	72.64	12:36:52.919
10 -	1:21.109	1.783	72.81	12:38:14.028
11 -	1:20.193	0.867	73.64	12:39:34.221
12 -	1:20.290	0.964	73.55	12:40:54.511
13 -	1:21.971	2.645	72.04	12:42:16.482
14 -	1:21.081	1.755	72.83	12:43:37.563
15 -	1:21.534	2.208	72.43	12:44:59.097
16 -	1:20.370	1.044	73.48	12:46:19.467
17 -	1:20.696	1.370	73.18	12:47:40.163
18 -	1:20.296	0.970	73.54	12:49:00.459
19 -	1:20.656	1.330	73.22	12:50:21.115
20 -	1:20.371	1.045	73.48	12:51:41.486
21 -	1:21.456	2.130	72.50	12:53:02.942
22 -	1:20.222	0.896	73.61	12:54:23.164
23 -	1:21.172	1.846	72.75	12:55:44.336
24 -	1:20.953	1.627	72.95	12:57:05.289
25 -	1:20.617	1.291	73.25	12:58:25.906
26 -	1:20.830	1.504	73.06	12:59:46.736
27 -	1:20.938	1.612	72.96	13:01:07.674
28 -	1:20.679	1.353	73.19	13:02:28.353
29 -	1:20.506	1.180	73.35	13:03:48.859
30 -	1:20.323	0.997	73.52	13:05:09.182
31 -	1:20.085	0.759	73.74	13:06:29.267
32 -	1:20.241	0.915	73.59	13:07:49.508
33 -	1:20.114	0.788	73.71	13:09:09.622
34 -	1:21.184	1.858	72.74	13:10:30.806
35 -	1:20.830	1.504	73.06	13:11:51.636
36 -	1:20.484	1.158	73.37	13:13:12.120
37 -	1:20.589	1.263	73.28	13:14:32.709
38 -	1:20.593	1.267	73.27	13:15:53.302
39 -	1:20.113	0.787	73.71	13:17:13.415

2024 MSV Trackdays Enduro KA Series

RACE 13 - LAP ANALYSIS

DIFF = Difference To Personal Best Lap

40 -	1:20.302	0.976	73.54	13:18:33.717
41 -	1:20.517	1.191	73.34	13:19:54.234
42 -	1:20.549	1.223	73.31	13:21:14.783
43 -	1:20.268	0.942	73.57	13:22:35.051
44 -	1:20.946	1.620	72.95	13:23:55.997
45 -	1:20.112	0.786	73.71	13:25:16.109
46 -	1:21.212	1.886	72.71	13:26:37.321
47 -	1:20.116	0.790	73.71	13:27:57.437
48 -	1:20.123	0.797	73.70	13:29:17.560
49 -	1:20.650	1.324	73.22	13:30:38.210
50 -	1:20.220	0.894	73.61	13:31:58.430
51 -	1:21.221	1.895	72.71	13:33:19.651
52 -	1:20.891	1.565	73.00	13:34:40.542
53 -	1:20.244	0.918	73.59	13:36:00.786
54 -	1:20.923	1.597	72.97	13:37:21.709
55 -	1:22.844	3.518	71.28	13:38:44.553
56 -	1:20.975	1.649	72.93	13:40:05.528
57 -	1:20.769	1.443	73.11	13:41:26.297
58 -	1:20.351	1.025	73.49	13:42:46.648
59 -	1:20.227	0.901	73.61	13:44:06.875
60 -	1:19.830	0.504	73.97	13:45:26.705
61 -	1:21.019	1.693	72.89	13:46:47.724
62 -	1:20.836	1.510	73.05	13:48:08.560
63 -	1:20.178	0.852	73.65	13:49:28.738
64 -	1:19.854	0.528	73.95	13:50:48.592
65 -	1:19.836	0.510	73.97	13:52:08.428
66 -	1:19.937	0.611	73.87	13:53:28.365
67 -	1:20.201	0.875	73.63	13:54:48.566
68 -	1:20.005	0.679	73.81	13:56:08.571
69 -	1:20.605	1.279	73.26	13:57:29.176
70 -	1:23.812	4.486	70.46	13:58:52.988
71 -	1:32.012	P 12.686	64.18	14:00:25.000
72 -	4:12.822	2:53.496	23.35	14:04:37.822
73 -	1:43.872	24.546	56.85	14:06:21.694
74 -	1:20.810	1.484	73.08	14:07:42.504
75 -	1:20.303	0.977	73.54	14:09:02.807
76 -	1:19.672	0.346	74.12	14:10:22.479
77 -	1:20.896	1.570	73.00	14:11:43.375
78 -	1:21.087	1.761	72.83	14:13:04.462
79 -	1:20.810	1.484	73.08	14:14:25.272
80 -	1:20.398	1.072	73.45	14:15:45.670
81 -	1:19.737	0.411	74.06	14:17:05.407
82 -	1:19.744	0.418	74.05	14:18:25.151
83 -	1:21.557	2.231	72.41	14:19:46.708
84 -	1:28.530	9.204	66.70	14:21:15.238
85 -	1:21.598	2.272	72.37	14:22:36.836
86 -	1:20.492	1.166	73.36	14:23:57.328
87 -	1:20.076	0.750	73.75	14:25:17.404
88 -	1:19.993	0.667	73.82	14:26:37.397
89 -	1:20.302	0.976	73.54	14:27:57.699
90 -	1:20.193	0.867	73.64	14:29:17.892
91 -	1:20.216	0.890	73.62	14:30:38.108
92 -	1:20.198	0.872	73.63	14:31:58.306
93 -	1:19.983	0.657	73.83	14:33:18.289
94 -	1:20.112	0.786	73.71	14:34:38.401
95 -	1:20.380	1.054	73.47	14:35:58.781
96 -	1:20.097	0.771	73.73	14:37:18.878
97 -	1:19.854	0.528	73.95	14:38:38.732
98 -	1:19.973	0.647	73.84	14:39:58.705
99 -	1:20.757	1.431	73.12	14:41:19.462
100 -	1:20.090	0.764	73.73	14:42:39.552
101 -	1:20.124	0.798	73.70	14:43:59.676
102 -	1:20.148	0.822	73.68	14:45:19.824
103 -	1:19.721	0.395	74.07	14:46:39.545
104 -	1:19.936	0.610	73.87	14:47:59.481
105 -	1:20.153	0.827	73.67	14:49:19.634

DIFF = Difference To Personal Best Lap

106 -	1:19.860	0.534	73.95	14:50:39.494
107 -	1:19.913	0.587	73.90	14:51:59.407
108 -	1:20.148	0.822	73.68	14:53:19.555
109 -	1:20.053	0.727	73.77	14:54:39.608
110 -	1:20.154	0.828	73.67	14:55:59.762
111 -	1:20.363	1.037	73.48	14:57:20.125
112 -	1:20.200	0.874	73.63	14:58:40.325
113 -	1:20.038	0.712	73.78	15:00:00.363
114 -	1:20.173	0.847	73.66	15:01:20.536
115 -	1:20.474	1.148	73.38	15:02:41.010
116 -	1:20.281	0.955	73.56	15:04:01.291
117 -	1:20.677	1.351	73.20	15:05:21.968
118 -	1:20.163	0.837	73.67	15:06:42.131
119 -	1:20.435	1.109	73.42	15:08:02.566
120 -	1:19.924	0.598	73.89	15:09:22.490
121 -	1:20.023	0.697	73.79	15:10:42.513
122 -	1:20.077	0.751	73.74	15:12:02.590
123 -	1:20.067	0.741	73.75	15:13:22.657
124 -	1:20.402	1.076	73.45	15:14:43.059
125 -	1:19.882	0.556	73.92	15:16:02.941
126 -	1:21.148	1.822	72.77	15:17:24.089
127 -	1:20.503	1.177	73.35	15:18:44.592
128 -	1:20.579	1.253	73.29	15:20:05.171
129 -	1:20.687	1.361	73.19	15:21:25.858
130 -	1:21.602	2.276	72.37	15:22:47.460
131 -	1:20.490	1.164	73.37	15:24:07.950
132 -	1:19.978	0.652	73.84	15:25:27.928
133 -	1:20.398	1.072	73.45	15:26:48.326
134 -	1:20.402	1.076	73.45	15:28:08.728
135 -	1:20.038	0.712	73.78	15:29:28.766
136 -	1:20.546	1.220	73.32	15:30:49.312
137 -	1:19.859	0.533	73.95	15:32:09.171
138 -	1:19.356 (2)	0.030	74.41	15:33:28.527
139 -	1:20.148	0.822	73.68	15:34:48.675
140 -	1:19.397 (3)	0.071	74.38	15:36:08.072
141 -	1:19.714	0.388	74.08	15:37:27.786
142 -	1:20.118	0.792	73.71	15:38:47.904
143 -	1:21.294	1.968	72.64	15:40:09.198
144 -	1:20.468	1.142	73.39	15:41:29.666
145 -	1:19.992	0.666	73.82	15:42:49.658
146 -	1:20.201	0.875	73.63	15:44:09.859
147 -	1:20.106	0.780	73.72	15:45:29.965
148 -	1:19.974	0.648	73.84	15:46:49.939
149 -	1:19.866	0.540	73.94	15:48:09.805
150 -	1:20.220	0.894	73.61	15:49:30.025
151 -	1:19.599	0.273	74.19	15:50:49.624
152 -	1:19.693	0.367	74.10	15:52:09.317
153 -	1:20.953	1.627	72.95	15:53:30.270
154 -	1:19.326 (1)		74.44	15:54:49.596
155 -	1:20.150	0.824	73.68	15:56:09.746
156 -	1:24.935 P	5.609	69.53	15:57:34.681
157 -	3:39.981	2:20.655	26.84	16:01:14.663
158 -	1:21.928	2.602	72.08	16:02:36.591
159 -	1:21.371	2.045	72.57	16:03:57.962
160 -	1:21.844	2.518	72.15	16:05:19.806
161 -	1:21.868	2.542	72.13	16:06:41.674
162 -	1:21.521	2.195	72.44	16:08:03.195
163 -	1:21.254	1.928	72.68	16:09:24.449
164 -	1:21.133	1.807	72.78	16:10:45.582
165 -	1:20.955	1.629	72.95	16:12:06.537
166 -	1:21.950	2.624	72.06	16:13:28.487
167 -	1:21.265	1.939	72.67	16:14:49.752
168 -	1:21.127	1.801	72.79	16:16:10.879
169 -	1:20.980	1.654	72.92	16:17:31.859
170 -	1:20.844	1.518	73.05	16:18:52.703
171 -	1:21.737	2.411	72.25	16:20:14.440

2024 MSV Trackdays Enduro KA Series

RACE 13 - LAP ANALYSIS

DIFF = Difference To Personal Best Lap

172 -	1:21.244	1.918	72.69	16:21:35.684
173 -	1:21.776	2.450	72.21	16:22:57.460
174 -	1:21.309	1.983	72.63	16:24:18.769
175 -	1:21.262	1.936	72.67	16:25:40.031
176 -	1:20.653	1.327	73.22	16:27:00.684
177 -	1:20.877	1.551	73.02	16:28:21.561
178 -	1:20.805	1.479	73.08	16:29:42.366
179 -	1:20.552	1.226	73.31	16:31:02.918
180 -	1:20.942	1.616	72.96	16:32:23.860
181 -	1:21.007	1.681	72.90	16:33:44.867
182 -	1:20.533	1.207	73.33	16:35:05.400
183 -	1:20.773	1.447	73.11	16:36:26.173
184 -	1:20.724	1.398	73.15	16:37:46.897
185 -	1:21.688	2.362	72.29	16:39:08.585
186 -	1:21.091	1.765	72.82	16:40:29.676
187 -	1:20.930	1.604	72.97	16:41:50.606
188 -	1:23.024	3.698	71.13	16:43:13.630
189 -	1:21.493	2.167	72.46	16:44:35.123
190 -	1:20.249	0.923	73.59	16:45:55.372
191 -	1:21.421	2.095	72.53	16:47:16.793
192 -	1:20.045	0.719	73.77	16:48:36.838
193 -	1:20.872	1.546	73.02	16:49:57.710
194 -	1:20.383	1.057	73.46	16:51:18.093
195 -	1:21.780	2.454	72.21	16:52:39.873
196 -	1:20.404	1.078	73.44	16:54:00.277
197 -	1:20.809	1.483	73.08	16:55:21.086
198 -	1:20.827	1.501	73.06	16:56:41.913
199 -	1:20.383	1.057	73.46	16:58:02.296
200 -	1:20.336	1.010	73.51	16:59:22.632
201 -	1:21.102	1.776	72.81	17:00:43.734
202 -	1:21.179	1.853	72.74	17:02:04.913
203 -	1:20.469	1.143	73.39	17:03:25.382
204 -	1:21.045	1.719	72.86	17:04:46.427
205 -	1:20.944	1.618	72.95	17:06:07.371
206 -	1:20.958	1.632	72.94	17:07:28.329
207 -	1:20.887	1.561	73.01	17:08:49.216
208 -	1:20.628	1.302	73.24	17:10:09.844
209 -	1:20.986	1.660	72.92	17:11:30.830
210 -	1:20.631	1.305	73.24	17:12:51.461
211 -	1:21.089	1.763	72.82	17:14:12.550
212 -	1:21.279	1.953	72.65	17:15:33.829
213 -	1:20.627	1.301	73.24	17:16:54.456
214 -	1:20.213	0.887	73.62	17:18:14.669
215 -	1:27.267 P	7.941	67.67	17:19:41.936
216 -	2:31.555	1:12.229	38.96	17:22:13.492
217 -	1:20.123	0.797	73.70	17:23:33.615
218 -	1:19.859	0.533	73.95	17:24:53.474

DIFF = Difference To Personal Best Lap

16 -	1:22.017	2.056	72.00	12:46:25.815
17 -	1:23.743	3.782	70.52	12:47:49.558
18 -	1:20.928	0.967	72.97	12:49:10.486
19 -	1:20.785	0.824	73.10	12:50:31.271
20 -	1:21.258	1.297	72.67	12:51:52.529
21 -	1:21.055	1.094	72.86	12:53:13.584
22 -	1:21.244	1.283	72.69	12:54:34.828
23 -	1:20.888	0.927	73.01	12:55:55.716
24 -	1:20.855	0.894	73.04	12:57:16.571
25 -	1:21.093	1.132	72.82	12:58:37.664
26 -	1:20.838	0.877	73.05	12:59:58.502
27 -	1:21.140	1.179	72.78	13:01:19.642
28 -	1:21.088	1.127	72.83	13:02:40.730
29 -	1:21.606	1.645	72.36	13:04:02.336
30 -	1:20.396	0.435	73.45	13:05:22.732
31 -	1:20.479	0.518	73.38	13:06:43.211
32 -	1:20.487	0.526	73.37	13:08:03.698
33 -	1:20.747	0.786	73.13	13:09:24.445
34 -	1:20.847	0.886	73.04	13:10:45.292
35 -	1:20.514	0.553	73.34	13:12:05.806
36 -	1:20.738	0.777	73.14	13:13:26.544
37 -	1:20.290	0.329	73.55	13:14:46.834
38 -	1:20.879	0.918	73.01	13:16:07.713
39 -	1:20.526	0.565	73.33	13:17:28.239
40 -	1:20.584	0.623	73.28	13:18:48.823
41 -	1:21.075	1.114	72.84	13:20:09.898
42 -	1:20.804	0.843	73.08	13:21:30.702
43 -	1:21.132	1.171	72.79	13:22:51.834
44 -	1:20.981	1.020	72.92	13:24:12.815
45 -	1:20.847	0.886	73.04	13:25:33.662
46 -	1:21.043	1.082	72.87	13:26:54.705
47 -	1:20.694	0.733	73.18	13:28:15.399
48 -	1:20.784	0.823	73.10	13:29:36.183
49 -	1:20.348	0.387	73.50	13:30:56.531
50 -	1:21.028	1.067	72.88	13:32:17.559
51 -	1:20.626	0.665	73.24	13:33:38.185
52 -	1:20.711	0.750	73.17	13:34:58.896
53 -	1:20.953	0.992	72.95	13:36:19.849
54 -	1:20.370	0.409	73.48	13:37:40.219
55 -	1:23.078	3.117	71.08	13:39:03.297
56 -	1:21.155	1.194	72.77	13:40:24.452
57 -	1:21.280	1.319	72.65	13:41:45.732
58 -	1:21.517	1.556	72.44	13:43:07.249
59 -	1:20.564	0.603	73.30	13:44:27.813
60 -	1:22.059	2.098	71.96	13:45:49.872
61 -	1:20.949	0.988	72.95	13:47:10.821
62 -	1:20.874	0.913	73.02	13:48:31.695
63 -	1:20.612	0.651	73.26	13:49:52.307
64 -	1:21.445	1.484	72.51	13:51:13.752
65 -	1:21.056	1.095	72.85	13:52:34.808
66 -	1:20.839	0.878	73.05	13:53:55.647
67 -	1:20.681	0.720	73.19	13:55:16.328
68 -	1:20.955	0.994	72.95	13:56:37.283
69 -	1:20.982	1.021	72.92	13:57:58.265
70 -	1:25.440 P	5.479	69.12	13:59:23.705
71 -	5:12.317	3:52.356	18.90	14:04:36.023
72 -	1:41.868	21.907	57.97	14:06:17.891
73 -	1:21.145	1.184	72.77	14:07:39.036
74 -	1:21.182	1.221	72.74	14:09:00.218
75 -	1:21.530	1.569	72.43	14:10:21.748
76 -	1:21.497	1.536	72.46	14:11:43.245
77 -	1:21.523	1.562	72.44	14:13:04.768
78 -	1:21.377	1.416	72.57	14:14:26.145
79 -	1:20.816	0.855	73.07	14:15:46.961
80 -	1:20.753	0.792	73.13	14:17:07.714
81 -	1:21.760	1.799	72.23	14:18:29.474

P3 65 Autotech Motorsport 2				
LAP	LAP TIME	DIFF	MPH	TIME OF DAY
1 -	1:24.052	4.091	70.26	12:26:03.552
2 -	1:21.667	1.706	72.31	12:27:25.219
3 -	1:22.237	2.276	71.81	12:28:47.456
4 -	1:21.734	1.773	72.25	12:30:09.190
5 -	1:20.849	0.888	73.04	12:31:30.039
6 -	1:20.910	0.949	72.99	12:32:50.949
7 -	1:20.557	0.596	73.31	12:34:11.506
8 -	1:20.428	0.467	73.42	12:35:31.934
9 -	1:21.672	1.711	72.30	12:36:53.606
10 -	1:21.333	1.372	72.61	12:38:14.939
11 -	1:21.666	1.705	72.31	12:39:36.605
12 -	1:23.224	3.263	70.96	12:40:59.829
13 -	1:21.627	1.666	72.34	12:42:21.456
14 -	1:21.677	1.716	72.30	12:43:43.133
15 -	1:20.665	0.704	73.21	12:45:03.798

2024 MSV Trackdays Enduro KA Series

RACE 13 - LAP ANALYSIS

DIFF = Difference To Personal Best Lap

82 -	1:22.650	2.689	71.45	14:19:52.124
83 -	1:22.685	2.724	71.42	14:21:14.809
84 -	1:21.957	1.996	72.05	14:22:36.766
85 -	1:21.086	1.125	72.83	14:23:57.852
86 -	1:20.120 (2)	0.159	73.71	14:25:17.972
87 -	1:20.353	0.392	73.49	14:26:38.325
88 -	1:20.415	0.454	73.43	14:27:58.740
89 -	1:21.130	1.169	72.79	14:29:19.870
90 -	1:21.029	1.068	72.88	14:30:40.899
91 -	1:20.229	0.268	73.61	14:32:01.128
92 -	1:20.364	0.403	73.48	14:33:21.492
93 -	1:20.418	0.457	73.43	14:34:41.910
94 -	1:20.253	0.292	73.58	14:36:02.163
95 -	1:20.296	0.335	73.54	14:37:22.459
96 -	1:21.034	1.073	72.87	14:38:43.493
97 -	1:21.099	1.138	72.82	14:40:04.592
98 -	1:21.952	1.991	72.06	14:41:26.544
99 -	1:20.576	0.615	73.29	14:42:47.120
100 -	1:20.310	0.349	73.53	14:44:07.430
101 -	1:22.591	2.630	71.50	14:45:30.021
102 -	1:20.571	0.610	73.29	14:46:50.592
103 -	1:20.623	0.662	73.25	14:48:11.215
104 -	1:20.830	0.869	73.06	14:49:32.045
105 -	1:21.063	1.102	72.85	14:50:53.108
106 -	1:20.407	0.446	73.44	14:52:13.515
107 -	1:20.474	0.513	73.38	14:53:33.989
108 -	1:20.344	0.383	73.50	14:54:54.333
109 -	1:20.539	0.578	73.32	14:56:14.872
110 -	1:20.357	0.396	73.49	14:57:35.229
111 -	1:20.352	0.391	73.49	14:58:55.581
112 -	1:20.456	0.495	73.40	15:00:16.037
113 -	1:20.501	0.540	73.36	15:01:36.538
114 -	1:20.372	0.411	73.47	15:02:56.910
115 -	1:20.498	0.537	73.36	15:04:17.408
116 -	1:20.426	0.465	73.42	15:05:37.834
117 -	1:20.473	0.512	73.38	15:06:58.307
118 -	1:20.510	0.549	73.35	15:08:18.817
119 -	1:20.260	0.299	73.58	15:09:39.077
120 -	1:21.395	1.434	72.55	15:11:00.472
121 -	1:20.984	1.023	72.92	15:12:21.456
122 -	1:20.521	0.560	73.34	15:13:41.977
123 -	1:20.162 (3)	0.201	73.67	15:15:02.139
124 -	1:20.374	0.413	73.47	15:16:22.513
125 -	1:20.319	0.358	73.52	15:17:42.832
126 -	1:20.444	0.483	73.41	15:19:03.276
127 -	1:20.222	0.261	73.61	15:20:23.498
128 -	1:23.567	3.606	70.66	15:21:47.065
129 -	1:21.274	1.313	72.66	15:23:08.339
130 -	1:20.876	0.915	73.02	15:24:29.215
131 -	1:20.400	0.439	73.45	15:25:49.615
132 -	1:20.508	0.547	73.35	15:27:10.123
133 -	1:20.338	0.377	73.51	15:28:30.461
134 -	1:20.416	0.455	73.43	15:29:50.877
135 -	1:21.100	1.139	72.81	15:31:11.977
136 -	1:20.839	0.878	73.05	15:32:32.816
137 -	1:20.631	0.670	73.24	15:33:53.447
138 -	1:20.942	0.981	72.96	15:35:14.389
139 -	1:21.376	1.415	72.57	15:36:35.765
140 -	1:20.993	1.032	72.91	15:37:56.758
141 -	1:20.871	0.910	73.02	15:39:17.629
142 -	1:22.435	2.474	71.64	15:40:40.064
143 -	1:20.889	0.928	73.00	15:42:00.953
144 -	1:21.164	1.203	72.76	15:43:22.117
145 -	1:20.684	0.723	73.19	15:44:42.801
146 -	1:24.698 P	4.737	69.72	15:46:07.499
147 -	5:13.121	3:53.160	18.86	15:51:20.621

DIFF = Difference To Personal Best Lap

148 -	1:20.809	0.848	73.08	15:52:41.430
149 -	1:20.360	0.399	73.49	15:54:01.790
150 -	1:20.578	0.617	73.29	15:55:22.368
151 -	1:20.247	0.286	73.59	15:56:42.615
152 -	1:21.017	1.056	72.89	15:58:03.632
153 -	1:20.768	0.807	73.11	15:59:24.400
154 -	1:21.594	1.633	72.37	16:00:45.994
155 -	1:20.913	0.952	72.98	16:02:06.907
156 -	1:20.651	0.690	73.22	16:03:27.558
157 -	1:21.249	1.288	72.68	16:04:48.807
158 -	1:21.184	1.223	72.74	16:06:09.991
159 -	1:20.957	0.996	72.94	16:07:30.948
160 -	1:20.740	0.779	73.14	16:08:51.688
161 -	1:21.213	1.252	72.71	16:10:12.901
162 -	1:20.632	0.671	73.24	16:11:33.533
163 -	1:20.525	0.564	73.33	16:12:54.058
164 -	1:21.376	1.415	72.57	16:14:15.434
165 -	1:20.914	0.953	72.98	16:15:36.348
166 -	1:20.965	1.004	72.94	16:16:57.313
167 -	1:20.972	1.011	72.93	16:18:18.285
168 -	1:20.568	0.607	73.30	16:19:38.853
169 -	1:20.318	0.357	73.52	16:20:59.171
170 -	1:21.850	1.889	72.15	16:22:21.021
171 -	1:22.550	2.589	71.54	16:23:43.571
172 -	1:20.732	0.771	73.15	16:25:04.303
173 -	1:21.238	1.277	72.69	16:26:25.541
174 -	1:20.677	0.716	73.20	16:27:46.218
175 -	1:20.817	0.856	73.07	16:29:07.035
176 -	1:20.703	0.742	73.17	16:30:27.738
177 -	1:20.818	0.857	73.07	16:31:48.556
178 -	1:20.579	0.618	73.29	16:33:09.135
179 -	1:21.283	1.322	72.65	16:34:30.418
180 -	1:20.437	0.476	73.41	16:35:50.855
181 -	1:20.635	0.674	73.23	16:37:11.490
182 -	1:21.398	1.437	72.55	16:38:32.888
183 -	1:20.804	0.843	73.08	16:39:53.692
184 -	1:21.084	1.123	72.83	16:41:14.776
185 -	1:21.298	1.337	72.64	16:42:36.074
186 -	1:20.861	0.900	73.03	16:43:56.935
187 -	1:20.664	0.703	73.21	16:45:17.599
188 -	1:20.966	1.005	72.94	16:46:38.565
189 -	1:20.880	0.919	73.01	16:47:59.445
190 -	1:20.301	0.340	73.54	16:49:19.746
191 -	1:21.392	1.431	72.55	16:50:41.138
192 -	1:20.434	0.473	73.42	16:52:01.572
193 -	1:20.397	0.436	73.45	16:53:21.969
194 -	1:20.451	0.490	73.40	16:54:42.420
195 -	1:20.781	0.820	73.10	16:56:03.201
196 -	1:20.978	1.017	72.92	16:57:24.179
197 -	1:19.961 (1)		73.85	16:58:44.140
198 -	1:20.321	0.360	73.52	17:00:04.461
199 -	1:20.515	0.554	73.34	17:01:24.976
200 -	1:20.887	0.926	73.01	17:02:45.863
201 -	1:20.985	1.024	72.92	17:04:06.848
202 -	1:21.299	1.338	72.64	17:05:28.147
203 -	1:21.213	1.252	72.71	17:06:49.360
204 -	1:20.861	0.900	73.03	17:08:10.221
205 -	1:26.591 P	6.630	68.20	17:09:36.812
206 -	2:27.572	1:07.611	40.01	17:12:04.385
207 -	1:21.725	1.764	72.26	17:13:26.110
208 -	1:20.995	1.034	72.91	17:14:47.105
209 -	1:21.065	1.104	72.85	17:16:08.170
210 -	1:21.460	1.499	72.49	17:17:29.630
211 -	1:21.259	1.298	72.67	17:18:50.889
212 -	1:20.970	1.009	72.93	17:20:11.859
213 -	1:20.992	1.031	72.91	17:21:32.851

2024 MSV Trackdays Enduro KA Series

RACE 13 - LAP ANALYSIS

DIFF = Difference To Personal Best Lap

214 -	1:21.244	1.283	72.69	17:22:54.095
215 -	1:21.683	1.722	72.29	17:24:15.778
216 -	1:21.512	1.551	72.45	17:25:37.290

DIFF = Difference To Personal Best Lap

60 -	1:19.932	0.190	73.88	13:45:25.207
61 -	1:21.438	1.696	72.51	13:46:46.645
62 -	1:20.523	0.781	73.34	13:48:07.168
63 -	1:20.139	0.397	73.69	13:49:27.307
64 -	1:20.355	0.613	73.49	13:50:47.662
65 -	1:20.222	0.480	73.61	13:52:07.884
66 -	1:20.010	0.268	73.81	13:53:27.894
67 -	1:20.237	0.495	73.60	13:54:48.131
68 -	1:19.895 (2)	0.153	73.91	13:56:08.026
69 -	1:19.996	0.254	73.82	13:57:28.022
70 -	1:24.637 P	4.895	69.77	13:58:52.659
71 -	5:40.672	4:20.930	17.33	14:04:33.332
72 -	1:42.421	22.679	57.66	14:06:15.753
73 -	1:21.807	2.065	72.19	14:07:37.560
74 -	1:22.351	2.609	71.71	14:08:59.911
75 -	1:21.530	1.788	72.43	14:10:21.441
76 -	1:21.931	2.189	72.08	14:11:43.372
77 -	1:22.187	2.445	71.85	14:13:05.559
78 -	1:22.525	2.783	71.56	14:14:28.084
79 -	1:20.803	1.061	73.08	14:15:48.887
80 -	1:21.974	2.232	72.04	14:17:10.861
81 -	1:22.212	2.470	71.83	14:18:33.073
82 -	1:22.145	2.403	71.89	14:19:55.218
83 -	1:21.711	1.969	72.27	14:21:16.929
84 -	1:23.515	3.773	70.71	14:22:40.444
85 -	1:22.945	3.203	71.19	14:24:03.389
86 -	1:21.042	1.300	72.87	14:25:24.431
87 -	1:22.813	3.071	71.31	14:26:47.244
88 -	1:22.730	2.988	71.38	14:28:09.974
89 -	1:21.275	1.533	72.66	14:29:31.249
90 -	1:22.279	2.537	71.77	14:30:53.528
91 -	1:22.028	2.286	71.99	14:32:15.556
92 -	1:21.724	1.982	72.26	14:33:37.280
93 -	1:20.743	1.001	73.14	14:34:58.023
94 -	1:21.000	1.258	72.90	14:36:19.023
95 -	1:20.950	1.208	72.95	14:37:39.973
96 -	1:21.857	2.115	72.14	14:39:01.830
97 -	1:22.658	2.916	71.44	14:40:24.488
98 -	1:22.421	2.679	71.65	14:41:46.909
99 -	1:21.246	1.504	72.68	14:43:08.155
100 -	1:22.362	2.620	71.70	14:44:30.517
101 -	1:21.557	1.815	72.41	14:45:52.074
102 -	1:20.748	1.006	73.13	14:47:12.822
103 -	1:21.300	1.558	72.64	14:48:34.122
104 -	1:21.048	1.306	72.86	14:49:55.170
105 -	1:22.835	3.093	71.29	14:51:18.005
106 -	1:21.748	2.006	72.24	14:52:39.753
107 -	1:21.547	1.805	72.42	14:54:01.300
108 -	1:20.983	1.241	72.92	14:55:22.283
109 -	1:20.882	1.140	73.01	14:56:43.165
110 -	1:20.535	0.793	73.33	14:58:03.700
111 -	1:20.613	0.871	73.25	14:59:24.313
112 -	1:20.838	1.096	73.05	15:00:45.151
113 -	1:20.763	1.021	73.12	15:02:05.914
114 -	1:20.729	0.987	73.15	15:03:26.643
115 -	1:21.682	1.940	72.30	15:04:48.325
116 -	1:21.282	1.540	72.65	15:06:09.607
117 -	1:20.767	1.025	73.11	15:07:30.374
118 -	1:21.094	1.352	72.82	15:08:51.468
119 -	1:21.307	1.565	72.63	15:10:12.775
120 -	1:21.210	1.468	72.72	15:11:33.985
121 -	1:21.266	1.524	72.67	15:12:55.251
122 -	1:20.518	0.776	73.34	15:14:15.769
123 -	1:20.194	0.452	73.64	15:15:35.963
124 -	1:21.463	1.721	72.49	15:16:57.426
125 -	1:20.901	1.159	72.99	15:18:18.327

P4 8 PRO-AM Racing				
LAP	LAP TIME	DIFF	MPH	TIME OF DAY

1 -	1:24.571	4.829	69.83	12:26:04.071
2 -	1:22.050	2.308	71.97	12:27:26.121
3 -	1:21.406	1.664	72.54	12:28:47.527
4 -	1:21.324	1.582	72.61	12:30:08.851
5 -	1:20.712	0.970	73.16	12:31:29.563
6 -	1:20.768	1.026	73.11	12:32:50.331
7 -	1:20.452	0.710	73.40	12:34:10.783
8 -	1:20.248	0.506	73.59	12:35:31.031
9 -	1:21.432	1.690	72.52	12:36:52.463
10 -	1:21.543	1.801	72.42	12:38:14.006
11 -	1:20.716	0.974	73.16	12:39:34.722
12 -	1:20.378	0.636	73.47	12:40:55.100
13 -	1:21.194	1.452	72.73	12:42:16.294
14 -	1:21.025	1.283	72.88	12:43:37.319
15 -	1:22.024	2.282	71.99	12:44:59.343
16 -	1:20.407	0.665	73.44	12:46:19.750
17 -	1:20.883	1.141	73.01	12:47:40.633
18 -	1:20.734	0.992	73.14	12:49:01.367
19 -	1:20.300	0.558	73.54	12:50:21.667
20 -	1:20.487	0.745	73.37	12:51:42.154
21 -	1:21.464	1.722	72.49	12:53:03.618
22 -	1:20.108	0.366	73.72	12:54:23.726
23 -	1:21.217	1.475	72.71	12:55:44.943
24 -	1:20.749	1.007	73.13	12:57:05.692
25 -	1:20.844	1.102	73.05	12:58:26.536
26 -	1:20.727	0.985	73.15	12:59:47.263
27 -	1:20.803	1.061	73.08	13:01:08.066
28 -	1:21.337	1.595	72.60	13:02:29.403
29 -	1:20.730	0.988	73.15	13:03:50.133
30 -	1:20.907	1.165	72.99	13:05:11.040
31 -	1:20.459	0.717	73.39	13:06:31.499
32 -	1:21.302	1.560	72.63	13:07:52.801
33 -	1:20.606	0.864	73.26	13:09:13.407
34 -	1:20.977	1.235	72.93	13:10:34.384
35 -	1:20.312	0.570	73.53	13:11:54.696
36 -	1:20.682	0.940	73.19	13:13:15.378
37 -	1:20.706	0.964	73.17	13:14:36.084
38 -	1:20.554	0.812	73.31	13:15:56.638
39 -	1:20.126	0.384	73.70	13:17:16.764
40 -	1:19.962	0.220	73.85	13:18:36.726
41 -	1:20.313	0.571	73.53	13:19:57.039
42 -	1:20.754	1.012	73.13	13:21:17.793
43 -	1:20.537	0.795	73.32	13:22:38.330
44 -	1:20.461	0.719	73.39	13:23:58.791
45 -	1:20.742	1.000	73.14	13:25:19.533
46 -	1:20.608	0.866	73.26	13:26:40.141
47 -	1:20.275	0.533	73.56	13:28:00.416
48 -	1:20.659	0.917	73.21	13:29:21.075
49 -	1:19.742 (1)		74.05	13:30:40.817
50 -	1:19.996	0.254	73.82	13:32:00.813
51 -	1:20.043	0.301	73.78	13:33:20.856
52 -	1:19.912 (3)	0.170	73.90	13:34:40.768
53 -	1:20.422	0.680	73.43	13:36:01.190
54 -	1:20.337	0.595	73.51	13:37:21.527
55 -	1:21.161	1.419	72.76	13:38:42.688
56 -	1:20.994	1.252	72.91	13:40:03.682
57 -	1:20.862	1.120	73.03	13:41:24.544
58 -	1:20.448	0.706	73.40	13:42:44.992
59 -	1:20.283	0.541	73.56	13:44:05.275

2024 MSV Trackdays Enduro KA Series

RACE 13 - LAP ANALYSIS

DIFF = Difference To Personal Best Lap

126 -	1:20.774	1.032	73.11	15:19:39.101
127 -	1:21.193	1.451	72.73	15:21:00.294
128 -	1:21.649	1.907	72.32	15:22:21.943
129 -	1:22.131	2.389	71.90	15:23:44.074
130 -	1:20.431	0.689	73.42	15:25:04.505
131 -	1:20.667	0.925	73.21	15:26:25.172
132 -	1:20.860	1.118	73.03	15:27:46.032
133 -	1:20.797	1.055	73.09	15:29:06.829
134 -	1:20.817	1.075	73.07	15:30:27.646
135 -	1:21.598	1.856	72.37	15:31:49.244
136 -	1:20.877	1.135	73.02	15:33:10.121
137 -	1:20.332	0.590	73.51	15:34:30.453
138 -	1:21.059	1.317	72.85	15:35:51.512
139 -	1:20.786	1.044	73.10	15:37:12.298
140 -	1:21.521	1.779	72.44	15:38:33.819
141 -	1:23.048	3.306	71.11	15:39:56.867
142 -	1:21.000	1.258	72.90	15:41:17.867
143 -	1:21.008	1.266	72.90	15:42:38.875
144 -	1:21.313	1.571	72.62	15:44:00.188
145 -	1:20.863	1.121	73.03	15:45:21.051
146 -	1:20.724	0.982	73.15	15:46:41.775
147 -	1:20.505	0.763	73.35	15:48:02.280
148 -	1:20.471	0.729	73.38	15:49:22.751
149 -	1:24.630 P	4.888	69.78	15:50:47.381
150 -	5:03.381	3:43.639	19.46	15:55:50.763
151 -	1:21.785	2.043	72.20	15:57:12.548
152 -	1:21.819	2.077	72.17	15:58:34.367
153 -	1:21.161	1.419	72.76	15:59:55.528
154 -	1:21.166	1.424	72.76	16:01:16.694
155 -	1:21.484	1.742	72.47	16:02:38.178
156 -	1:21.262	1.520	72.67	16:03:59.440
157 -	1:21.222	1.480	72.71	16:05:20.662
158 -	1:21.449	1.707	72.50	16:06:42.111
159 -	1:21.705	1.963	72.28	16:08:03.816
160 -	1:21.041	1.299	72.87	16:09:24.857
161 -	1:21.272	1.530	72.66	16:10:46.129
162 -	1:20.865	1.123	73.03	16:12:06.994
163 -	1:21.316	1.574	72.62	16:13:28.310
164 -	1:22.019	2.277	72.00	16:14:50.329
165 -	1:21.118	1.376	72.80	16:16:11.447
166 -	1:21.074	1.332	72.84	16:17:32.521
167 -	1:20.799	1.057	73.09	16:18:53.320
168 -	1:21.904	2.162	72.10	16:20:15.224
169 -	1:21.279	1.537	72.65	16:21:36.503
170 -	1:21.421	1.679	72.53	16:22:57.924
171 -	1:21.316	1.574	72.62	16:24:19.240
172 -	1:21.175	1.433	72.75	16:25:40.415
173 -	1:20.803	1.061	73.08	16:27:01.218
174 -	1:20.987	1.245	72.92	16:28:22.205
175 -	1:21.535	1.793	72.43	16:29:43.740
176 -	1:21.399	1.657	72.55	16:31:05.139
177 -	1:21.744	2.002	72.24	16:32:26.883
178 -	1:21.654	1.912	72.32	16:33:48.537
179 -	1:21.438	1.696	72.51	16:35:09.975
180 -	1:22.933	3.191	71.21	16:36:32.908
181 -	1:21.527	1.785	72.43	16:37:54.435
182 -	1:21.504	1.762	72.45	16:39:15.939
183 -	1:22.484	2.742	71.59	16:40:38.423
184 -	1:21.773	2.031	72.22	16:42:00.196
185 -	1:22.272	2.530	71.78	16:43:22.468
186 -	1:21.607	1.865	72.36	16:44:44.075
187 -	1:21.509	1.767	72.45	16:46:05.584
188 -	1:22.478	2.736	71.60	16:47:28.062
189 -	1:22.188	2.446	71.85	16:48:50.250
190 -	1:21.642	1.900	72.33	16:50:11.892
191 -	1:22.108 P	2.366	71.92	16:51:34.000

DIFF = Difference To Personal Best Lap

192 -	2:14.789	55.047	43.81	16:53:48.789
193 -	1:20.884	1.142	73.01	16:55:09.673
194 -	1:21.210	1.468	72.72	16:56:30.883
195 -	1:20.607	0.865	73.26	16:57:51.490
196 -	1:21.518	1.776	72.44	16:59:13.008
197 -	1:21.262	1.520	72.67	17:00:34.270
198 -	1:21.483	1.741	72.47	17:01:55.753
199 -	1:20.673	0.931	73.20	17:03:16.426
200 -	1:20.968	1.226	72.93	17:04:37.394
201 -	1:20.320	0.578	73.52	17:05:57.714
202 -	1:20.779	1.037	73.10	17:07:18.493
203 -	1:21.599	1.857	72.37	17:08:40.092
204 -	1:20.439	0.697	73.41	17:10:00.531
205 -	1:21.233	1.491	72.70	17:11:21.764
206 -	1:20.682	0.940	73.19	17:12:42.446
207 -	1:21.009	1.267	72.90	17:14:03.455
208 -	1:20.430	0.688	73.42	17:15:23.885
209 -	1:20.746	1.004	73.13	17:16:44.631
210 -	1:20.340	0.598	73.50	17:18:04.971
211 -	1:20.640	0.898	73.23	17:19:25.611
212 -	1:20.408	0.666	73.44	17:20:46.019
213 -	1:20.639	0.897	73.23	17:22:06.658
214 -	1:21.129	1.387	72.79	17:23:27.787
215 -	1:20.812	1.070	73.07	17:24:48.599
216 -	1:20.704	0.962	73.17	17:26:09.303

P5 112 Ka Tastrophy				
LAP	LAP TIME	DIFF	MPH	TIME OF DAY
1 -	1:25.499	5.551	69.07	12:26:04.999
2 -	1:22.492	2.544	71.59	12:27:27.491
3 -	1:22.167	2.219	71.87	12:28:49.658
4 -	1:21.393	1.445	72.55	12:30:11.051
5 -	1:21.614	1.666	72.36	12:31:32.665
6 -	1:22.008	2.060	72.01	12:32:54.673
7 -	1:20.395	0.447	73.45	12:34:15.068
8 -	1:20.398	0.450	73.45	12:35:35.466
9 -	1:20.955	1.007	72.95	12:36:56.421
10 -	1:20.582	0.634	73.28	12:38:17.003
11 -	1:20.226	0.278	73.61	12:39:37.229
12 -	1:20.685	0.737	73.19	12:40:57.914
13 -	1:20.688	0.740	73.19	12:42:18.602
14 -	1:20.636	0.688	73.23	12:43:39.238
15 -	1:21.412	1.464	72.54	12:45:00.650
16 -	1:20.905	0.957	72.99	12:46:21.555
17 -	1:20.482	0.534	73.37	12:47:42.037
18 -	1:20.751	0.803	73.13	12:49:02.788
19 -	1:20.572	0.624	73.29	12:50:23.360
20 -	1:20.757	0.809	73.12	12:51:44.117
21 -	1:20.698	0.750	73.18	12:53:04.815
22 -	1:20.248	0.300	73.59	12:54:25.063
23 -	1:20.458	0.510	73.40	12:55:45.521
24 -	1:20.691	0.743	73.18	12:57:06.212
25 -	1:20.616	0.668	73.25	12:58:26.828
26 -	1:20.827	0.879	73.06	12:59:47.655
27 -	1:20.581	0.633	73.28	13:01:08.236
28 -	1:21.972	2.024	72.04	13:02:30.208
29 -	1:20.517	0.569	73.34	13:03:50.725
30 -	1:21.123	1.175	72.79	13:05:11.848
31 -	1:20.404	0.456	73.44	13:06:32.252
32 -	1:21.084	1.136	72.83	13:07:53.336
33 -	1:20.872	0.924	73.02	13:09:14.208
34 -	1:21.099	1.151	72.82	13:10:35.307
35 -	1:20.381	0.433	73.47	13:11:55.688
36 -	1:22.122	2.174	71.91	13:13:17.810
37 -	1:20.559	0.611	73.30	13:14:38.369

2024 MSV Trackdays Enduro KA Series

RACE 13 - LAP ANALYSIS

DIFF = Difference To Personal Best Lap

38 -	1:20.380	0.432	73.47	13:15:58.749
39 -	1:20.435	0.487	73.42	13:17:19.184
40 -	1:20.492	0.544	73.36	13:18:39.676
41 -	1:20.557	0.609	73.31	13:20:00.233
42 -	1:20.494	0.546	73.36	13:21:20.727
43 -	1:20.574	0.626	73.29	13:22:41.301
44 -	1:22.265	2.317	71.78	13:24:03.566
45 -	1:21.448	1.500	72.50	13:25:25.014
46 -	1:20.598	0.650	73.27	13:26:45.612
47 -	1:20.819	0.871	73.07	13:28:06.431
48 -	1:21.317	1.369	72.62	13:29:27.748
49 -	1:20.564	0.616	73.30	13:30:48.312
50 -	1:20.874	0.926	73.02	13:32:09.186
51 -	1:20.736	0.788	73.14	13:33:29.922
52 -	1:21.451	1.503	72.50	13:34:51.373
53 -	1:20.871	0.923	73.02	13:36:12.244
54 -	1:20.199	0.251	73.63	13:37:32.443
55 -	1:20.398	0.450	73.45	13:38:52.841
56 -	1:21.368	1.420	72.57	13:40:14.209
57 -	1:20.364	0.416	73.48	13:41:34.573
58 -	1:20.180 (3)	0.232	73.65	13:42:54.753
59 -	1:20.143 (2)	0.195	73.68	13:44:14.896
60 -	1:20.556	0.608	73.31	13:45:35.452
61 -	1:21.308	1.360	72.63	13:46:56.760
62 -	1:20.487	0.539	73.37	13:48:17.247
63 -	1:19.948 (1)		73.86	13:49:37.195
64 -	1:20.283	0.335	73.56	13:50:57.478
65 -	1:23.578 P	3.630	70.66	13:52:21.056
66 -	2:29.218	1:09.270	39.57	13:54:50.275
67 -	1:22.564	2.616	71.52	13:56:12.839
68 -	1:21.509	1.561	72.45	13:57:34.348
69 -	1:26.264	6.316	68.46	13:59:00.612
70 -	2:11.015	51.067	45.07	14:01:11.627
71 -	3:00.368	1:40.420	32.74	14:04:11.995
72 -	1:38.950	19.002	59.68	14:05:50.945
73 -	1:22.510	2.562	71.57	14:07:13.455
74 -	1:21.758	1.810	72.23	14:08:35.213
75 -	1:21.860	1.912	72.14	14:09:57.073
76 -	1:21.292	1.344	72.64	14:11:18.365
77 -	1:22.078	2.130	71.95	14:12:40.443
78 -	1:22.241	2.293	71.80	14:14:02.684
79 -	1:20.881	0.933	73.01	14:15:23.565
80 -	1:21.736	1.788	72.25	14:16:45.301
81 -	1:21.316	1.368	72.62	14:18:06.617
82 -	1:20.878	0.930	73.01	14:19:27.495
83 -	1:20.787	0.839	73.10	14:20:48.282
84 -	1:21.467	1.519	72.49	14:22:09.749
85 -	1:21.553	1.605	72.41	14:23:31.302
86 -	1:21.763	1.815	72.22	14:24:53.065
87 -	1:21.143	1.195	72.78	14:26:14.208
88 -	1:20.705	0.757	73.17	14:27:34.913
89 -	1:21.213	1.265	72.71	14:28:56.126
90 -	1:22.487	2.539	71.59	14:30:18.613
91 -	1:22.130	2.182	71.90	14:31:40.743
92 -	1:21.843	1.895	72.15	14:33:02.586
93 -	1:22.157	2.209	71.88	14:34:24.743
94 -	1:21.408	1.460	72.54	14:35:46.151
95 -	1:20.859	0.911	73.03	14:37:07.010
96 -	1:21.074	1.126	72.84	14:38:28.084
97 -	1:21.377	1.429	72.57	14:39:49.461
98 -	1:21.129	1.181	72.79	14:41:10.590
99 -	1:20.926	0.978	72.97	14:42:31.516
100 -	1:21.307	1.359	72.63	14:43:52.823
101 -	1:22.227	2.279	71.82	14:45:15.050
102 -	1:23.162	3.214	71.01	14:46:38.212
103 -	1:21.771	1.823	72.22	14:47:59.983

DIFF = Difference To Personal Best Lap

104 -	1:21.145	1.197	72.77	14:49:21.128
105 -	1:21.613	1.665	72.36	14:50:42.741
106 -	1:21.037	1.089	72.87	14:52:03.778
107 -	1:20.998	1.050	72.91	14:53:24.776
108 -	1:21.280	1.332	72.65	14:54:46.056
109 -	1:20.806	0.858	73.08	14:56:06.862
110 -	1:20.766	0.818	73.12	14:57:27.628
111 -	1:21.433	1.485	72.52	14:58:49.061
112 -	1:21.175	1.227	72.75	15:00:10.236
113 -	1:21.179	1.231	72.74	15:01:31.415
114 -	1:21.451	1.503	72.50	15:02:52.866
115 -	1:32.231 P	12.283	64.03	15:04:25.097
116 -	4:38.359	3:18.411	21.21	15:09:03.457
117 -	1:20.798	0.850	73.09	15:10:24.255
118 -	1:21.142	1.194	72.78	15:11:45.397
119 -	1:20.558	0.610	73.30	15:13:05.955
120 -	1:20.923	0.975	72.97	15:14:26.878
121 -	1:21.802	1.854	72.19	15:15:48.680
122 -	1:23.622	3.674	70.62	15:17:12.302
123 -	1:20.712	0.764	73.16	15:18:33.014
124 -	1:21.358	1.410	72.58	15:19:54.372
125 -	1:20.839	0.891	73.05	15:21:15.211
126 -	1:22.103	2.155	71.92	15:22:37.314
127 -	1:22.027	2.079	71.99	15:23:59.341
128 -	1:22.661	2.713	71.44	15:25:22.002
129 -	1:20.947	0.999	72.95	15:26:42.949
130 -	1:20.983	1.035	72.92	15:28:03.932
131 -	1:20.852	0.904	73.04	15:29:24.784
132 -	1:20.876	0.928	73.02	15:30:45.660
133 -	1:21.541	1.593	72.42	15:32:07.201
134 -	1:20.585	0.637	73.28	15:33:27.786
135 -	1:22.746	2.798	71.37	15:34:50.532
136 -	1:20.922	0.974	72.97	15:36:11.454
137 -	1:21.073	1.125	72.84	15:37:32.527
138 -	1:21.607	1.659	72.36	15:38:54.134
139 -	1:20.669	0.721	73.20	15:40:14.803
140 -	1:20.896	0.948	73.00	15:41:35.699
141 -	1:20.782	0.834	73.10	15:42:56.481
142 -	1:20.368	0.420	73.48	15:44:16.849
143 -	1:20.913	0.965	72.98	15:45:37.762
144 -	1:21.761	1.813	72.23	15:46:59.523
145 -	1:21.531	1.583	72.43	15:48:21.054
146 -	1:21.298	1.350	72.64	15:49:42.352
147 -	1:20.784	0.836	73.10	15:51:03.136
148 -	1:20.296	0.348	73.54	15:52:23.432
149 -	1:20.232	0.284	73.60	15:53:43.664
150 -	1:21.241	1.293	72.69	15:55:04.905
151 -	1:20.378	0.430	73.47	15:56:25.283
152 -	1:20.459	0.511	73.39	15:57:45.742
153 -	1:20.766	0.818	73.12	15:59:06.508
154 -	1:21.419	1.471	72.53	16:00:27.927
155 -	1:21.213	1.265	72.71	16:01:49.140
156 -	1:21.563	1.615	72.40	16:03:10.703
157 -	1:21.558	1.610	72.41	16:04:32.261
158 -	1:21.496	1.548	72.46	16:05:53.757
159 -	1:21.584	1.636	72.38	16:07:15.341
160 -	1:22.729	2.781	71.38	16:08:38.070
161 -	1:21.753	1.805	72.23	16:09:59.823
162 -	1:21.888	1.940	72.11	16:11:21.711
163 -	1:22.541	2.593	71.54	16:12:44.252
164 -	1:21.652	1.704	72.32	16:14:05.904
165 -	1:21.517	1.569	72.44	16:15:27.421
166 -	1:21.081	1.133	72.83	16:16:48.502
167 -	1:21.153	1.205	72.77	16:18:09.655
168 -	1:22.262	2.314	71.79	16:19:31.917
169 -	1:21.494	1.546	72.46	16:20:53.411

2024 MSV Trackdays Enduro KA Series

RACE 13 - LAP ANALYSIS

DIFF = Difference To Personal Best Lap

83 -	1:21.426	1.594	72.52	14:21:15.851
84 -	1:23.304	3.472	70.89	14:22:39.155
85 -	1:21.378	1.546	72.57	14:24:00.533
86 -	1:21.377	1.545	72.57	14:25:21.910
87 -	1:21.045	1.213	72.86	14:26:42.955
88 -	1:21.470	1.638	72.48	14:28:04.425
89 -	1:21.330	1.498	72.61	14:29:25.755
90 -	1:21.255	1.423	72.68	14:30:47.010
91 -	1:21.250	1.418	72.68	14:32:08.260
92 -	1:20.674	0.842	73.20	14:33:28.934
93 -	1:21.111	1.279	72.80	14:34:50.045
94 -	1:20.912	1.080	72.98	14:36:10.957
95 -	1:20.554	0.722	73.31	14:37:31.511
96 -	1:20.189	0.357	73.64	14:38:51.700
97 -	1:20.705	0.873	73.17	14:40:12.405
98 -	1:20.766	0.934	73.12	14:41:33.171
99 -	1:20.949	1.117	72.95	14:42:54.120
100 -	1:21.888	2.056	72.11	14:44:16.008
101 -	1:23.110	3.278	71.05	14:45:39.118
102 -	1:22.564	2.732	71.52	14:47:01.682
103 -	1:20.844	1.012	73.05	14:48:22.526
104 -	1:21.173	1.341	72.75	14:49:43.699
105 -	1:21.026	1.194	72.88	14:51:04.725
106 -	1:21.350	1.518	72.59	14:52:26.075
107 -	1:22.568	2.736	71.52	14:53:48.643
108 -	1:21.729	1.897	72.25	14:55:10.372
109 -	1:21.827	1.995	72.17	14:56:32.199
110 -	1:21.109	1.277	72.81	14:57:53.308
111 -	1:20.941	1.109	72.96	14:59:14.249
112 -	1:21.123	1.291	72.79	15:00:35.372
113 -	1:21.390	1.558	72.56	15:01:56.762
114 -	1:22.398	2.566	71.67	15:03:19.160
115 -	1:20.890	1.058	73.00	15:04:40.050
116 -	1:22.179	2.347	71.86	15:06:02.229
117 -	1:20.854	1.022	73.04	15:07:23.083
118 -	1:23.317	3.485	70.88	15:08:46.400
119 -	1:21.219	1.387	72.71	15:10:07.619
120 -	1:21.259	1.427	72.67	15:11:28.878
121 -	1:21.012	1.180	72.89	15:12:49.890
122 -	1:21.686	1.854	72.29	15:14:11.576
123 -	1:21.075	1.243	72.84	15:15:32.651
124 -	1:21.818	1.986	72.18	15:16:54.469
125 -	1:21.221	1.389	72.71	15:18:15.690
126 -	1:21.178	1.346	72.74	15:19:36.868
127 -	1:21.328	1.496	72.61	15:20:58.196
128 -	1:21.907	2.075	72.10	15:22:20.103
129 -	1:22.552	2.720	71.53	15:23:42.655
130 -	1:21.358	1.526	72.58	15:25:04.013
131 -	1:20.965	1.133	72.94	15:26:24.978
132 -	1:21.736	1.904	72.25	15:27:46.714
133 -	1:20.755	0.923	73.13	15:29:07.469
134 -	1:20.554	0.722	73.31	15:30:28.023
135 -	1:21.885	2.053	72.12	15:31:49.908
136 -	1:21.086	1.254	72.83	15:33:10.994
137 -	1:20.420	0.588	73.43	15:34:31.414
138 -	1:20.710	0.878	73.17	15:35:52.124
139 -	1:21.483	1.651	72.47	15:37:13.607
140 -	1:21.036	1.204	72.87	15:38:34.643
141 -	1:22.153	2.321	71.88	15:39:56.796
142 -	1:21.612	1.780	72.36	15:41:18.408
143 -	1:21.122	1.290	72.79	15:42:39.530
144 -	1:21.200	1.368	72.72	15:44:00.730
145 -	1:20.789	0.957	73.09	15:45:21.519
146 -	1:21.442	1.610	72.51	15:46:42.961
147 -	1:23.212	3.380	70.97	15:48:06.173
148 -	1:26.501	P 6.669	68.27	15:49:32.674

DIFF = Difference To Personal Best Lap

149 -	4:09.690	2:49.858	23.65	15:53:42.364
150 -	1:23.562	3.730	70.67	15:55:05.926
151 -	1:22.772	2.940	71.34	15:56:28.698
152 -	1:22.764	2.932	71.35	15:57:51.462
153 -	1:22.541	2.709	71.54	15:59:14.003
154 -	1:21.825	1.993	72.17	16:00:35.828
155 -	1:23.033	3.201	71.12	16:01:58.861
156 -	1:21.368	1.536	72.57	16:03:20.229
157 -	1:21.575	1.743	72.39	16:04:41.804
158 -	1:22.400	2.568	71.67	16:06:04.204
159 -	1:22.062	2.230	71.96	16:07:26.266
160 -	1:21.552	1.720	72.41	16:08:47.818
161 -	1:21.741	1.909	72.24	16:10:09.559
162 -	1:21.876	2.044	72.12	16:11:31.435
163 -	1:21.606	1.774	72.36	16:12:53.041
164 -	1:22.670	2.838	71.43	16:14:15.711
165 -	1:21.044	1.212	72.86	16:15:36.755
166 -	1:21.400	1.568	72.55	16:16:58.155
167 -	1:21.311	1.479	72.63	16:18:19.466
168 -	1:21.276	1.444	72.66	16:19:40.742
169 -	1:21.386	1.554	72.56	16:21:02.128
170 -	1:21.264	1.432	72.67	16:22:23.392
171 -	1:21.639	1.807	72.33	16:23:45.031
172 -	1:21.585	1.753	72.38	16:25:06.616
173 -	1:20.826	0.994	73.06	16:26:27.442
174 -	1:21.643	1.811	72.33	16:27:49.085
175 -	1:21.665	1.833	72.31	16:29:10.750
176 -	1:21.563	1.731	72.40	16:30:32.313
177 -	1:21.283	1.451	72.65	16:31:53.596
178 -	1:21.707	1.875	72.27	16:33:15.303
179 -	1:26.974	7.142	67.90	16:34:42.277
180 -	1:21.289	1.457	72.65	16:36:03.566
181 -	1:21.136	1.304	72.78	16:37:24.702
182 -	1:21.437	1.605	72.51	16:38:46.139
183 -	1:20.818	0.986	73.07	16:40:06.957
184 -	1:21.294	1.462	72.64	16:41:28.251
185 -	1:20.993	1.161	72.91	16:42:49.244
186 -	1:21.242	1.410	72.69	16:44:10.486
187 -	1:22.597	2.765	71.49	16:45:33.083
188 -	1:21.685	1.853	72.29	16:46:54.768
189 -	1:21.378	1.546	72.57	16:48:16.146
190 -	1:21.712	1.880	72.27	16:49:37.858
191 -	1:21.443	1.611	72.51	16:50:59.301
192 -	1:22.441	2.609	71.63	16:52:21.742
193 -	1:22.511	2.679	71.57	16:53:44.253
194 -	1:22.444	2.612	71.63	16:55:06.697
195 -	1:21.729	1.897	72.25	16:56:28.426
196 -	1:22.516	2.684	71.56	16:57:50.942
197 -	1:21.699	1.867	72.28	16:59:12.641
198 -	1:22.405	2.573	71.66	17:00:35.046
199 -	1:20.910	1.078	72.99	17:01:55.956
200 -	1:21.258	1.426	72.67	17:03:17.214
201 -	1:20.849	1.017	73.04	17:04:38.063
202 -	1:21.523	1.691	72.44	17:05:59.586
203 -	1:25.220	P 5.388	69.29	17:07:24.806
204 -	3:03.030	1:43.198	32.26	17:10:27.837
205 -	1:20.244	0.412	73.59	17:11:48.081
206 -	1:20.702	0.870	73.17	17:13:08.783
207 -	1:20.694	0.862	73.18	17:14:29.477
208 -	1:20.794	0.962	73.09	17:15:50.271
209 -	1:21.232	1.400	72.70	17:17:11.503
210 -	1:20.544	0.712	73.32	17:18:32.047
211 -	1:21.722	1.890	72.26	17:19:53.769
212 -	1:20.505	0.673	73.35	17:21:14.274
213 -	1:20.782	0.950	73.10	17:22:35.056
214 -	1:20.652	0.820	73.22	17:23:55.708

2024 MSV Trackdays Enduro KA Series

RACE 13 - LAP ANALYSIS

DIFF = Difference To Personal Best Lap

215 - 1:20.523 0.691 73.34 17:25:16.231

P7 125 3 Amigos				
LAP	LAP TIME	DIFF	MPH	TIME OF DAY
1 -	1:25.211	5.333	69.30	12:26:04.711
2 -	1:21.980	2.102	72.03	12:27:26.691
3 -	1:21.681	1.803	72.30	12:28:48.372
4 -	1:21.880	2.002	72.12	12:30:10.252
5 -	1:21.371	1.493	72.57	12:31:31.623
6 -	1:20.349	0.471	73.50	12:32:51.972
7 -	1:20.625	0.747	73.24	12:34:12.597
8 -	1:20.595	0.717	73.27	12:35:33.192
9 -	1:20.563	0.685	73.30	12:36:53.755
10 -	1:21.016	1.138	72.89	12:38:14.771
11 -	1:20.560	0.682	73.30	12:39:35.331
12 -	1:20.441	0.563	73.41	12:40:55.772
13 -	1:21.061	1.183	72.85	12:42:16.833
14 -	1:21.414	1.536	72.53	12:43:38.247
15 -	1:21.818	1.940	72.18	12:45:00.065
16 -	1:20.810	0.932	73.08	12:46:20.875
17 -	1:21.615	1.737	72.36	12:47:42.490
18 -	1:20.768	0.890	73.11	12:49:03.258
19 -	1:20.729	0.851	73.15	12:50:23.987
20 -	1:20.815	0.937	73.07	12:51:44.802
21 -	1:20.360	0.482	73.49	12:53:05.162
22 -	1:20.819	0.941	73.07	12:54:25.981
23 -	1:20.427	0.549	73.42	12:55:46.408
24 -	1:20.670	0.792	73.20	12:57:07.078
25 -	1:20.852	0.974	73.04	12:58:27.930
26 -	1:20.515	0.637	73.34	12:59:48.445
27 -	1:20.399	0.521	73.45	13:01:08.844
28 -	1:21.085	1.207	72.83	13:02:29.929
29 -	1:20.503	0.625	73.35	13:03:50.432
30 -	1:21.027	1.149	72.88	13:05:11.459
31 -	1:20.560	0.682	73.30	13:06:32.019
32 -	1:21.123	1.245	72.79	13:07:53.142
33 -	1:20.603	0.725	73.26	13:09:13.745
34 -	1:20.954	1.076	72.95	13:10:34.699
35 -	1:20.589	0.711	73.28	13:11:55.288
36 -	1:22.793	2.915	71.33	13:13:18.081
37 -	1:20.858	0.980	73.03	13:14:38.939
38 -	1:20.524	0.646	73.34	13:15:59.463
39 -	1:20.110	0.232	73.71	13:17:19.573
40 -	1:20.522	0.644	73.34	13:18:40.095
41 -	1:20.629	0.751	73.24	13:20:00.724
42 -	1:20.490	0.612	73.37	13:21:21.214
43 -	1:20.611	0.733	73.26	13:22:41.825
44 -	1:21.613	1.735	72.36	13:24:03.438
45 -	1:21.104	1.226	72.81	13:25:24.542
46 -	1:20.854	0.976	73.04	13:26:45.396
47 -	1:20.716	0.838	73.16	13:28:06.112
48 -	1:21.030	1.152	72.88	13:29:27.142
49 -	1:20.880	1.002	73.01	13:30:48.022
50 -	1:20.892	1.014	73.00	13:32:08.914
51 -	1:20.773	0.895	73.11	13:33:29.687
52 -	1:20.953	1.075	72.95	13:34:50.640
53 -	1:21.182	1.304	72.74	13:36:11.822
54 -	1:20.407	0.529	73.44	13:37:32.229
55 -	1:20.198	0.320	73.63	13:38:52.427
56 -	1:20.807	0.929	73.08	13:40:13.234
57 -	1:20.722	0.844	73.16	13:41:33.956
58 -	1:20.387	0.509	73.46	13:42:54.343
59 -	1:20.220	0.342	73.61	13:44:14.563
60 -	1:20.472	0.594	73.38	13:45:35.035
61 -	1:20.768	0.890	73.11	13:46:55.803

DIFF = Difference To Personal Best Lap

62 -	1:20.666	0.788	73.21	13:48:16.469
63 -	1:20.241	0.363	73.59	13:49:36.710
64 -	1:20.365	0.487	73.48	13:50:57.075
65 -	1:20.740	0.862	73.14	13:52:17.815
66 -	1:21.698	1.820	72.28	13:53:39.513
67 -	1:20.257	0.379	73.58	13:54:59.770
68 -	1:20.639	0.761	73.23	13:56:20.409
69 -	1:21.005	1.127	72.90	13:57:41.414
70 -	1:24.689	P 4.811	69.73	13:59:06.103
71 -	5:28.364	4:08.486	17.98	14:04:34.467
72 -	1:42.621	22.743	57.54	14:06:17.088
73 -	1:21.353	1.475	72.59	14:07:38.441
74 -	1:21.645	1.767	72.33	14:09:00.086
75 -	1:21.651	1.773	72.32	14:10:21.737
76 -	1:22.168	2.290	71.87	14:11:43.905
77 -	1:21.415	1.537	72.53	14:13:05.320
78 -	1:21.768	1.890	72.22	14:14:27.088
79 -	1:20.847	0.969	73.04	14:15:47.935
80 -	1:20.901	1.023	72.99	14:17:08.836
81 -	1:21.189	1.311	72.73	14:18:30.025
82 -	1:22.551	2.673	71.53	14:19:52.576
83 -	1:21.840	1.962	72.16	14:21:14.416
84 -	1:20.977	1.099	72.93	14:22:35.393
85 -	1:21.088	1.210	72.83	14:23:56.481
86 -	1:21.218	1.340	72.71	14:25:17.699
87 -	1:20.404	0.526	73.44	14:26:38.103
88 -	1:20.045	(2) 0.167	73.77	14:27:58.148
89 -	1:20.429	0.551	73.42	14:29:18.577
90 -	1:20.445	0.567	73.41	14:30:39.022
91 -	1:20.584	0.706	73.28	14:31:59.606
92 -	1:20.790	0.912	73.09	14:33:20.396
93 -	1:20.674	0.796	73.20	14:34:41.070
94 -	1:20.439	0.561	73.41	14:36:01.509
95 -	1:20.762	0.884	73.12	14:37:22.271
96 -	1:21.066	1.188	72.85	14:38:43.337
97 -	1:21.079	1.201	72.83	14:40:04.416
98 -	1:22.360	2.482	71.70	14:41:26.776
99 -	1:20.746	0.868	73.13	14:42:47.522
100 -	1:20.290	0.412	73.55	14:44:07.812
101 -	1:22.063	2.185	71.96	14:45:29.875
102 -	1:20.552	0.674	73.31	14:46:50.427
103 -	1:20.510	0.632	73.35	14:48:10.937
104 -	1:20.770	0.892	73.11	14:49:31.707
105 -	1:21.511	1.633	72.45	14:50:53.218
106 -	1:20.654	0.776	73.22	14:52:13.872
107 -	1:20.431	0.553	73.42	14:53:34.303
108 -	1:20.495	0.617	73.36	14:54:54.798
109 -	1:20.333	0.455	73.51	14:56:15.131
110 -	1:20.694	0.816	73.18	14:57:35.825
111 -	1:20.216	0.338	73.62	14:58:56.041
112 -	1:20.432	0.554	73.42	15:00:16.473
113 -	1:20.385	0.507	73.46	15:01:36.858
114 -	1:20.349	0.471	73.50	15:02:57.207
115 -	1:20.630	0.752	73.24	15:04:17.837
116 -	1:20.637	0.759	73.23	15:05:38.474
117 -	1:20.408	0.530	73.44	15:06:58.882
118 -	1:20.389	0.511	73.46	15:08:19.271
119 -	1:20.148	0.270	73.68	15:09:39.419
120 -	1:21.421	1.543	72.53	15:11:00.840
121 -	1:21.084	1.206	72.83	15:12:21.924
122 -	1:20.368	0.490	73.48	15:13:42.292
123 -	1:20.265	0.387	73.57	15:15:02.557
124 -	1:20.276	0.398	73.56	15:16:22.833
125 -	1:20.320	0.442	73.52	15:17:43.153
126 -	1:20.514	0.636	73.34	15:19:03.667
127 -	1:20.194	0.316	73.64	15:20:23.861

2024 MSV Trackdays Enduro KA Series

RACE 13 - LAP ANALYSIS

DIFF = Difference To Personal Best Lap

128 -	1:22.310	2.432	71.74	15:21:46.171
129 -	1:22.797 P	2.919	71.32	15:23:08.968
130 -	6:16.755	4:56.877	15.67	15:29:25.723
131 -	1:22.142	2.264	71.89	15:30:47.865
132 -	1:22.228	2.350	71.82	15:32:10.093
133 -	1:20.568	0.690	73.30	15:33:30.661
134 -	1:20.645	0.767	73.23	15:34:51.306
135 -	1:20.531	0.653	73.33	15:36:11.837
136 -	1:20.611	0.733	73.26	15:37:32.448
137 -	1:21.934	2.056	72.07	15:38:54.382
138 -	1:21.569	1.691	72.40	15:40:15.951
139 -	1:23.085	3.207	71.07	15:41:39.036
140 -	1:21.367	1.489	72.58	15:43:00.403
141 -	1:20.410	0.532	73.44	15:44:20.813
142 -	1:19.878 (1)		73.93	15:45:40.691
143 -	1:20.782	0.904	73.10	15:47:01.473
144 -	1:20.214	0.336	73.62	15:48:21.687
145 -	1:23.139	3.261	71.03	15:49:44.826
146 -	1:21.618	1.740	72.35	15:51:06.444
147 -	1:20.545	0.667	73.32	15:52:26.989
148 -	1:20.106 (3)	0.228	73.72	15:53:47.095
149 -	1:20.972	1.094	72.93	15:55:08.067
150 -	1:20.620	0.742	73.25	15:56:28.687
151 -	1:20.828	0.950	73.06	15:57:49.515
152 -	1:21.074	1.196	72.84	15:59:10.589
153 -	1:20.532	0.654	73.33	16:00:31.121
154 -	1:20.748	0.870	73.13	16:01:51.869
155 -	1:21.180	1.302	72.74	16:03:13.049
156 -	1:20.562	0.684	73.30	16:04:33.611
157 -	1:20.790	0.912	73.09	16:05:54.401
158 -	1:21.530	1.652	72.43	16:07:15.931
159 -	1:23.003	3.125	71.15	16:08:38.934
160 -	1:21.957	2.079	72.05	16:10:00.891
161 -	1:20.808	0.930	73.08	16:11:21.699
162 -	1:21.281	1.403	72.65	16:12:42.980
163 -	1:21.403	1.525	72.54	16:14:04.383
164 -	1:20.808	0.930	73.08	16:15:25.191
165 -	1:20.854	0.976	73.04	16:16:46.045
166 -	1:21.575	1.697	72.39	16:18:07.620
167 -	1:21.627	1.749	72.34	16:19:29.247
168 -	1:21.094	1.216	72.82	16:20:50.341
169 -	1:20.696	0.818	73.18	16:22:11.037
170 -	1:20.863	0.985	73.03	16:23:31.900
171 -	1:21.446	1.568	72.51	16:24:53.346
172 -	1:20.452	0.574	73.40	16:26:13.798
173 -	1:21.158	1.280	72.76	16:27:34.956
174 -	1:22.206	2.328	71.83	16:28:57.162
175 -	1:21.063	1.185	72.85	16:30:18.225
176 -	1:20.847	0.969	73.04	16:31:39.072
177 -	1:20.981	1.103	72.92	16:33:00.053
178 -	1:20.711	0.833	73.17	16:34:20.764
179 -	1:20.595	0.717	73.27	16:35:41.359
180 -	1:22.367	2.489	71.69	16:37:03.726
181 -	1:21.513	1.635	72.45	16:38:25.239
182 -	1:21.604	1.726	72.36	16:39:46.843
183 -	1:20.893	1.015	73.00	16:41:07.736
184 -	1:21.065	1.187	72.85	16:42:28.801
185 -	1:20.884	1.006	73.01	16:43:49.685
186 -	1:20.674	0.796	73.20	16:45:10.359
187 -	1:21.081	1.203	72.83	16:46:31.440
188 -	1:20.919	1.041	72.98	16:47:52.359
189 -	1:21.158	1.280	72.76	16:49:13.517
190 -	1:21.492	1.614	72.46	16:50:35.009
191 -	1:21.050	1.172	72.86	16:51:56.059
192 -	1:21.041	1.163	72.87	16:53:17.100
193 -	1:21.210	1.332	72.72	16:54:38.310

DIFF = Difference To Personal Best Lap

194 -	1:21.190	1.312	72.73	16:55:59.500
195 -	1:21.140	1.262	72.78	16:57:20.640
196 -	1:21.474	1.596	72.48	16:58:42.114
197 -	1:20.992	1.114	72.91	17:00:03.106
198 -	1:24.775 P	4.897	69.66	17:01:27.881
199 -	2:40.482	1:20.604	36.79	17:04:08.363
200 -	1:20.939	1.061	72.96	17:05:29.302
201 -	1:21.144	1.266	72.78	17:06:50.446
202 -	1:20.503	0.625	73.35	17:08:10.949
203 -	1:20.498	0.620	73.36	17:09:31.447
204 -	1:20.830	0.952	73.06	17:10:52.277
205 -	1:20.818	0.940	73.07	17:12:13.095
206 -	1:20.754	0.876	73.13	17:13:33.849
207 -	1:20.773	0.895	73.11	17:14:54.622
208 -	1:20.430	0.552	73.42	17:16:15.052
209 -	1:20.940	1.062	72.96	17:17:35.992
210 -	1:20.664	0.786	73.21	17:18:56.656
211 -	1:20.561	0.683	73.30	17:20:17.217
212 -	1:21.647	1.769	72.33	17:21:38.864
213 -	1:20.818	0.940	73.07	17:22:59.682
214 -	1:20.516	0.638	73.34	17:24:20.198
215 -	1:21.193	1.315	72.73	17:25:41.391

P8 3 Windgat Racing					
LAP	LAP TIME	DIFF	MPH	TIME OF DAY	
1 -	1:23.030	3.134	71.12	12:26:02.530	
2 -	1:22.382	2.486	71.68	12:27:24.912	
3 -	1:21.680	1.784	72.30	12:28:46.592	
4 -	1:20.827	0.931	73.06	12:30:07.419	
5 -	1:20.722	0.826	73.16	12:31:28.141	
6 -	1:20.791	0.895	73.09	12:32:48.932	
7 -	1:20.518	0.622	73.34	12:34:09.450	
8 -	1:20.680	0.784	73.19	12:35:30.130	
9 -	1:20.970	1.074	72.93	12:36:51.100	
10 -	1:22.011	2.115	72.01	12:38:13.111	
11 -	1:21.985	2.089	72.03	12:39:35.096	
12 -	1:20.234	0.338	73.60	12:40:55.330	
13 -	1:20.900	1.004	72.99	12:42:16.230	
14 -	1:21.274	1.378	72.66	12:43:37.504	
15 -	1:21.128	1.232	72.79	12:44:58.632	
16 -	1:20.858	0.962	73.03	12:46:19.490	
17 -	1:20.883	0.987	73.01	12:47:40.373	
18 -	1:20.501	0.605	73.36	12:49:00.874	
19 -	1:20.501	0.605	73.36	12:50:21.375	
20 -	1:20.368	0.472	73.48	12:51:41.743	
21 -	1:24.190 P	4.294	70.14	12:53:05.933	
22 -	2:50.423	1:30.527	34.65	12:55:56.356	
23 -	1:20.562	0.666	73.30	12:57:16.918	
24 -	1:20.916	1.020	72.98	12:58:37.834	
25 -	1:20.994	1.098	72.91	12:59:58.828	
26 -	1:21.018	1.122	72.89	13:01:19.846	
27 -	1:20.805	0.909	73.08	13:02:40.651	
28 -	1:21.252	1.356	72.68	13:04:01.903	
29 -	1:20.407	0.511	73.44	13:05:22.310	
30 -	1:20.486	0.590	73.37	13:06:42.796	
31 -	1:20.357	0.461	73.49	13:08:03.153	
32 -	1:20.820	0.924	73.07	13:09:23.973	
33 -	1:20.822	0.926	73.07	13:10:44.795	
34 -	1:20.570	0.674	73.29	13:12:05.365	
35 -	1:20.160	0.264	73.67	13:13:25.525	
36 -	1:20.184	0.288	73.65	13:14:45.709	
37 -	1:20.387	0.491	73.46	13:16:06.096	
38 -	1:20.186	0.290	73.64	13:17:26.282	
39 -	1:20.175	0.279	73.65	13:18:46.457	
40 -	1:20.102	0.206	73.72	13:20:06.559	

2024 MSV Trackdays Enduro KA Series

RACE 13 - LAP ANALYSIS

DIFF = Difference To Personal Best Lap

173 -	1:21.033	1.137	72.87	16:27:10.598
174 -	1:19.896 (1)		73.91	16:28:30.494
175 -	1:20.880	0.984	73.01	16:29:51.374
176 -	1:20.364	0.468	73.48	16:31:11.738
177 -	1:25.774	P 5.878	68.85	16:32:37.512
178 -	3:32.183	2:12.287	27.83	16:36:09.695
179 -	1:21.295	1.399	72.64	16:37:30.990
180 -	1:21.303	1.407	72.63	16:38:52.293
181 -	1:20.743	0.847	73.14	16:40:13.036
182 -	1:20.719	0.823	73.16	16:41:33.755
183 -	1:20.923	1.027	72.97	16:42:54.678
184 -	1:20.524	0.628	73.34	16:44:15.202
185 -	1:21.163	1.267	72.76	16:45:36.365
186 -	1:20.929	1.033	72.97	16:46:57.294
187 -	1:20.751	0.855	73.13	16:48:18.045
188 -	1:21.033	1.137	72.87	16:49:39.078
189 -	1:20.445	0.549	73.41	16:50:59.523
190 -	1:21.669	1.773	72.31	16:52:21.192
191 -	1:21.259	1.363	72.67	16:53:42.451
192 -	1:20.601	0.705	73.27	16:55:03.052
193 -	1:20.630	0.734	73.24	16:56:23.682
194 -	1:20.764	0.868	73.12	16:57:44.446
195 -	1:20.793	0.897	73.09	16:59:05.239
196 -	1:20.726	0.830	73.15	17:00:25.965
197 -	1:20.696	0.800	73.18	17:01:46.661
198 -	1:20.609	0.713	73.26	17:03:07.270
199 -	1:20.965	1.069	72.94	17:04:28.235
200 -	1:20.680	0.784	73.19	17:05:48.915
201 -	1:20.344	0.448	73.50	17:07:09.259
202 -	1:20.335	0.439	73.51	17:08:29.594
203 -	1:20.208	0.312	73.62	17:09:49.802
204 -	1:20.216	0.320	73.62	17:11:10.018
205 -	1:20.610	0.714	73.26	17:12:30.628
206 -	1:21.905	2.009	72.10	17:13:52.533
207 -	1:20.833	0.937	73.06	17:15:13.366
208 -	1:20.619	0.723	73.25	17:16:33.985
209 -	1:20.472	0.576	73.38	17:17:54.457
210 -	1:20.433	0.537	73.42	17:19:14.890
211 -	1:20.422	0.526	73.43	17:20:35.312
212 -	1:20.392	0.496	73.46	17:21:55.704
213 -	1:20.627	0.731	73.24	17:23:16.331
214 -	1:20.813	0.917	73.07	17:24:37.144
215 -	1:22.431	2.535	71.64	17:25:59.575

DIFF = Difference To Personal Best Lap

20 -	1:20.299	0.899	73.54	12:51:42.321
21 -	1:21.781	2.381	72.21	12:53:04.102
22 -	1:22.690	3.290	71.41	12:54:26.792
23 -	1:20.982	1.582	72.92	12:55:47.774
24 -	1:20.666	1.266	73.21	12:57:08.440
25 -	1:20.196	0.796	73.64	12:58:28.636
26 -	1:20.455	1.055	73.40	12:59:49.091
27 -	1:31.217	11.817	64.74	13:01:20.308
28 -	1:20.803	1.403	73.08	13:02:41.111
29 -	1:21.695	2.295	72.28	13:04:02.806
30 -	1:20.568	1.168	73.30	13:05:23.374
31 -	1:20.835	1.435	73.05	13:06:44.209
32 -	1:21.523	2.123	72.44	13:08:05.732
33 -	1:21.236	1.836	72.69	13:09:26.968
34 -	1:20.709	1.309	73.17	13:10:47.677
35 -	1:21.545	2.145	72.42	13:12:09.222
36 -	1:21.161	1.761	72.76	13:13:30.383
37 -	1:20.469	1.069	73.39	13:14:50.852
38 -	1:21.816	2.416	72.18	13:16:12.668
39 -	1:20.750	1.350	73.13	13:17:33.418
40 -	1:21.503	2.103	72.45	13:18:54.921
41 -	1:20.314	0.914	73.53	13:20:15.235
42 -	1:21.151	1.751	72.77	13:21:36.386
43 -	1:21.114	1.714	72.80	13:22:57.500
44 -	1:25.500	P 6.100	69.07	13:24:23.000
45 -	3:47.880	2:28.480	25.91	13:28:10.880
46 -	1:23.069	3.669	71.09	13:29:33.949
47 -	1:21.996	2.596	72.02	13:30:55.945
48 -	1:23.429	4.029	70.78	13:32:19.374
49 -	1:22.231	2.831	71.81	13:33:41.605
50 -	1:22.177	2.777	71.86	13:35:03.782
51 -	1:21.696	2.296	72.28	13:36:25.478
52 -	1:21.563	2.163	72.40	13:37:47.041
53 -	1:21.177	1.777	72.75	13:39:08.218
54 -	1:22.522	3.122	71.56	13:40:30.740
55 -	1:22.056	2.656	71.97	13:41:52.796
56 -	1:21.591	2.191	72.38	13:43:14.387
57 -	1:21.844	2.444	72.15	13:44:36.231
58 -	1:21.599	2.199	72.37	13:45:57.830
59 -	1:21.081	1.681	72.83	13:47:18.911
60 -	1:22.454	3.054	71.62	13:48:41.365
61 -	1:23.007	3.607	71.14	13:50:04.372
62 -	1:23.420	4.020	70.79	13:51:27.792
63 -	1:22.397	2.997	71.67	13:52:50.189
64 -	1:21.399	1.999	72.55	13:54:11.588
65 -	1:21.488	2.088	72.47	13:55:33.076
66 -	1:21.759	2.359	72.23	13:56:54.835
67 -	1:21.452	2.052	72.50	13:58:16.287
68 -	1:22.145	2.745	71.89	13:59:38.432
69 -	1:43.939	24.539	56.81	14:01:22.371
70 -	2:58.472	1:39.072	33.09	14:04:20.843
71 -	1:42.815	23.415	57.43	14:06:03.658
72 -	1:21.750	2.350	72.24	14:07:25.408
73 -	1:21.134	1.734	72.78	14:08:46.542
74 -	1:21.228	1.828	72.70	14:10:07.770
75 -	1:21.122	1.722	72.79	14:11:28.892
76 -	1:21.419	2.019	72.53	14:12:50.311
77 -	1:21.213	1.813	72.71	14:14:11.524
78 -	1:21.205	1.805	72.72	14:15:32.729
79 -	1:21.157	1.757	72.76	14:16:53.886
80 -	1:21.092	1.692	72.82	14:18:14.978
81 -	1:22.506	3.106	71.57	14:19:37.484
82 -	1:21.524	2.124	72.44	14:20:59.008
83 -	1:23.955	4.555	70.34	14:22:22.963
84 -	1:21.746	2.346	72.24	14:23:44.709
85 -	1:21.561	2.161	72.40	14:25:06.270

P9 180 Shine Automotive				
LAP	LAP TIME	DIFF	MPH	TIME OF DAY
1 -	1:23.233	3.833	70.95	12:26:02.733
2 -	1:22.750	3.350	71.36	12:27:25.483
3 -	1:21.512	2.112	72.45	12:28:46.995
4 -	1:21.123	1.723	72.79	12:30:08.118
5 -	1:21.026	1.626	72.88	12:31:29.144
6 -	1:20.261	0.861	73.58	12:32:49.405
7 -	1:20.230	0.830	73.60	12:34:09.635
8 -	1:20.731	1.331	73.15	12:35:30.366
9 -	1:20.892	1.492	73.00	12:36:51.258
10 -	1:21.515	2.115	72.44	12:38:12.773
11 -	1:23.768	4.368	70.50	12:39:36.541
12 -	1:20.755	1.355	73.13	12:40:57.296
13 -	1:20.742	1.342	73.14	12:42:18.038
14 -	1:20.357	0.957	73.49	12:43:38.395
15 -	1:21.174	1.774	72.75	12:44:59.569
16 -	1:20.334	0.934	73.51	12:46:19.903
17 -	1:21.018	1.618	72.89	12:47:40.921
18 -	1:21.256	1.856	72.67	12:49:02.177
19 -	1:19.845	0.445	73.96	12:50:22.022

2024 MSV Trackdays Enduro KA Series

RACE 13 - LAP ANALYSIS

DIFF = Difference To Personal Best Lap

4 -	1:21.806	1.234	72.19	12:30:15.636
5 -	1:21.111	0.539	72.80	12:31:36.747
6 -	1:21.546	0.974	72.42	12:32:58.293
7 -	1:21.563	0.991	72.40	12:34:19.856
8 -	1:21.611	1.039	72.36	12:35:41.467
9 -	1:21.305	0.733	72.63	12:37:02.772
10 -	1:22.265	1.693	71.78	12:38:25.037
11 -	1:22.621	2.049	71.47	12:39:47.658
12 -	1:21.616	1.044	72.35	12:41:09.274
13 -	1:21.452	0.880	72.50	12:42:30.726
14 -	1:21.737	1.165	72.25	12:43:52.463
15 -	1:21.587	1.015	72.38	12:45:14.050
16 -	1:21.582	1.010	72.38	12:46:35.632
17 -	1:21.191	0.619	72.73	12:47:56.823
18 -	1:21.208	0.636	72.72	12:49:18.031
19 -	1:20.851	0.279	73.04	12:50:38.882
20 -	1:21.039	0.467	72.87	12:51:59.921
21 -	1:22.523	1.951	71.56	12:53:22.444
22 -	1:22.109	1.537	71.92	12:54:44.553
23 -	1:20.993	0.421	72.91	12:56:05.546
24 -	1:21.147	0.575	72.77	12:57:26.693
25 -	1:20.677 (3)	0.105	73.20	12:58:47.370
26 -	1:21.301	0.729	72.63	13:00:08.671
27 -	1:21.158	0.586	72.76	13:01:29.829
28 -	1:21.311	0.739	72.63	13:02:51.140
29 -	1:20.938	0.366	72.96	13:04:12.078
30 -	1:20.572 (1)		73.29	13:05:32.650
31 -	1:20.793	0.221	73.09	13:06:53.443
32 -	1:21.432	0.860	72.52	13:08:14.875
33 -	1:21.100	0.528	72.81	13:09:35.975
34 -	1:21.080	0.508	72.83	13:10:57.055
35 -	1:21.659	1.087	72.32	13:12:18.714
36 -	1:21.399	0.827	72.55	13:13:40.113
37 -	1:21.539	0.967	72.42	13:15:01.652
38 -	1:20.660 (2)	0.088	73.21	13:16:22.312
39 -	1:21.449	0.877	72.50	13:17:43.761
40 -	1:20.914	0.342	72.98	13:19:04.675
41 -	1:21.501	0.929	72.46	13:20:26.176
42 -	1:21.050	0.478	72.86	13:21:47.226
43 -	1:21.363	0.791	72.58	13:23:08.589
44 -	1:21.511	0.939	72.45	13:24:30.100
45 -	1:23.044	2.472	71.11	13:25:53.144
46 -	1:21.269	0.697	72.66	13:27:14.413
47 -	1:22.560	1.988	71.53	13:28:36.973
48 -	1:22.278	1.706	71.77	13:29:59.251
49 -	1:21.085	0.513	72.83	13:31:20.336
50 -	1:21.295	0.723	72.64	13:32:41.631
51 -	1:21.086	0.514	72.83	13:34:02.717
52 -	1:24.923 P	4.351	69.54	13:35:27.640
53 -	3:47.118	2:26.546	26.00	13:39:14.759
54 -	1:25.660	5.088	68.94	13:40:40.419
55 -	1:22.984	2.412	71.16	13:42:03.403
56 -	1:22.222	1.650	71.82	13:43:25.625
57 -	1:22.282	1.710	71.77	13:44:47.907
58 -	1:23.347	2.775	70.85	13:46:11.254
59 -	1:24.071	3.499	70.24	13:47:35.325
60 -	1:21.535	0.963	72.43	13:48:56.860
61 -	1:22.433	1.861	71.64	13:50:19.293
62 -	1:21.207	0.635	72.72	13:51:40.500
63 -	1:21.443	0.871	72.51	13:53:01.943
64 -	1:22.344	1.772	71.71	13:54:24.287
65 -	1:22.319	1.747	71.74	13:55:46.606
66 -	1:21.047	0.475	72.86	13:57:07.653
67 -	1:21.222	0.650	72.71	13:58:28.875
68 -	1:29.954	9.382	65.65	13:59:58.829
69 -	1:29.084	8.512	66.29	14:01:27.913

DIFF = Difference To Personal Best Lap

70 -	2:55.513	1:34.941	33.64	14:04:23.426
71 -	1:44.108	23.536	56.72	14:06:07.534
72 -	1:22.167	1.595	71.87	14:07:29.701
73 -	1:21.656	1.084	72.32	14:08:51.357
74 -	1:22.351	1.779	71.71	14:10:13.708
75 -	1:21.544	0.972	72.42	14:11:35.252
76 -	1:22.757	2.185	71.36	14:12:58.009
77 -	1:22.017	1.445	72.00	14:14:20.026
78 -	1:21.810	1.238	72.18	14:15:41.836
79 -	1:22.272	1.700	71.78	14:17:04.108
80 -	1:20.764	0.192	73.12	14:18:24.872
81 -	1:22.594	2.022	71.50	14:19:47.466
82 -	1:22.216	1.644	71.83	14:21:09.682
83 -	1:21.515	0.943	72.44	14:22:31.197
84 -	1:21.505	0.933	72.45	14:23:52.702
85 -	1:21.270	0.698	72.66	14:25:13.972
86 -	1:21.219	0.647	72.71	14:26:35.191
87 -	1:21.924	1.352	72.08	14:27:57.115
88 -	1:22.852	2.280	71.27	14:29:19.967
89 -	1:22.657	2.085	71.44	14:30:42.624
90 -	1:21.035	0.463	72.87	14:32:03.659
91 -	1:21.357	0.785	72.58	14:33:25.016
92 -	1:21.162	0.590	72.76	14:34:46.178
93 -	1:21.919	1.347	72.09	14:36:08.097
94 -	1:21.054	0.482	72.86	14:37:29.151
95 -	1:21.080	0.508	72.83	14:38:50.231
96 -	1:21.268	0.696	72.66	14:40:11.499
97 -	1:21.108	0.536	72.81	14:41:32.607
98 -	1:21.097	0.525	72.82	14:42:53.704
99 -	1:22.053	1.481	71.97	14:44:15.757
100 -	1:22.981	2.409	71.16	14:45:38.738
101 -	1:29.467	8.895	66.00	14:47:08.205
102 -	1:21.150	0.578	72.77	14:48:29.355
103 -	1:21.021	0.449	72.89	14:49:50.376
104 -	1:21.406	0.834	72.54	14:51:11.782
105 -	1:21.506	0.934	72.45	14:52:33.288
106 -	1:21.350	0.778	72.59	14:53:54.638
107 -	1:21.388	0.816	72.56	14:55:16.026
108 -	1:21.360	0.788	72.58	14:56:37.386
109 -	1:21.651	1.079	72.32	14:57:59.037
110 -	1:21.695	1.123	72.28	14:59:20.732
111 -	1:22.081	1.509	71.94	15:00:42.813
112 -	1:21.408	0.836	72.54	15:02:04.221
113 -	1:21.216	0.644	72.71	15:03:25.437
114 -	1:21.277	0.705	72.66	15:04:46.714
115 -	1:21.309	0.737	72.63	15:06:08.023
116 -	1:21.619	1.047	72.35	15:07:29.642
117 -	1:21.876	1.304	72.12	15:08:51.518
118 -	1:22.294	1.722	71.76	15:10:13.812
119 -	1:21.616	1.044	72.35	15:11:35.428
120 -	1:21.984	1.412	72.03	15:12:57.412
121 -	1:21.163	0.591	72.76	15:14:18.575
122 -	1:21.301	0.729	72.63	15:15:39.876
123 -	1:21.312	0.740	72.62	15:17:01.188
124 -	1:21.331	0.759	72.61	15:18:22.519
125 -	1:21.219	0.647	72.71	15:19:43.738
126 -	1:25.069 P	4.497	69.42	15:21:08.807
127 -	4:54.872	3:34.300	20.02	15:26:03.680
128 -	1:21.749	1.177	72.24	15:27:25.429
129 -	1:21.430	0.858	72.52	15:28:46.859
130 -	1:22.106	1.534	71.92	15:30:08.965
131 -	1:21.388	0.816	72.56	15:31:30.353
132 -	1:21.608	1.036	72.36	15:32:51.961
133 -	1:21.757	1.185	72.23	15:34:13.718
134 -	1:21.566	0.994	72.40	15:35:35.284
135 -	1:22.004	1.432	72.01	15:36:57.288

2024 MSV Trackdays Enduro KA Series

RACE 13 - LAP ANALYSIS

DIFF = Difference To Personal Best Lap

136 -	1:21.391	0.819	72.55	15:38:18.679
137 -	1:21.214	0.642	72.71	15:39:39.893
138 -	1:21.842	1.270	72.15	15:41:01.735
139 -	1:21.327	0.755	72.61	15:42:23.062
140 -	1:21.227	0.655	72.70	15:43:44.289
141 -	1:21.001	0.429	72.90	15:45:05.290
142 -	1:21.367	0.795	72.58	15:46:26.657
143 -	1:21.301	0.729	72.63	15:47:47.958
144 -	1:21.410	0.838	72.54	15:49:09.368
145 -	1:21.270	0.698	72.66	15:50:30.638
146 -	1:21.334	0.762	72.61	15:51:51.972
147 -	1:21.107	0.535	72.81	15:53:13.079
148 -	1:20.950	0.378	72.95	15:54:34.029
149 -	1:21.635	1.063	72.34	15:55:55.664
150 -	1:21.625	1.053	72.35	15:57:17.289
151 -	1:21.397	0.825	72.55	15:58:38.686
152 -	1:21.638	1.066	72.33	16:00:00.324
153 -	1:21.307	0.735	72.63	16:01:21.631
154 -	1:21.885	1.313	72.12	16:02:43.516
155 -	1:21.021	0.449	72.89	16:04:04.537
156 -	1:20.814	0.242	73.07	16:05:25.351
157 -	1:21.416	0.844	72.53	16:06:46.767
158 -	1:21.562	0.990	72.40	16:08:08.329
159 -	1:21.397	0.825	72.55	16:09:29.726
160 -	1:21.604	1.032	72.36	16:10:51.330
161 -	1:21.052	0.480	72.86	16:12:12.382
162 -	1:21.526	0.954	72.43	16:13:33.908
163 -	1:21.458	0.886	72.49	16:14:55.366
164 -	1:21.582	1.010	72.38	16:16:16.948
165 -	1:21.616	1.044	72.35	16:17:38.564
166 -	1:21.403	0.831	72.54	16:18:59.967
167 -	1:21.477	0.905	72.48	16:20:21.444
168 -	1:21.246	0.674	72.68	16:21:42.690
169 -	1:20.995	0.423	72.91	16:23:03.685
170 -	1:21.299	0.727	72.64	16:24:24.984
171 -	1:27.016	P 6.444	67.86	16:25:52.000
172 -	2:47.160	1:26.588	35.32	16:28:39.160
173 -	1:22.640	2.068	71.46	16:30:01.800
174 -	1:22.568	1.996	71.52	16:31:24.368
175 -	1:22.184	1.612	71.85	16:32:46.552
176 -	1:22.067	1.495	71.96	16:34:08.619
177 -	1:22.223	1.651	71.82	16:35:30.842
178 -	1:22.352	1.780	71.71	16:36:53.194
179 -	1:22.932	2.360	71.21	16:38:16.126
180 -	1:22.308	1.736	71.75	16:39:38.434
181 -	1:22.221	1.649	71.82	16:41:00.655
182 -	1:21.990	1.418	72.02	16:42:22.645
183 -	1:22.853	2.281	71.27	16:43:45.498
184 -	1:21.640	1.068	72.33	16:45:07.138
185 -	1:22.334	1.762	71.72	16:46:29.472
186 -	1:22.127	1.555	71.90	16:47:51.599
187 -	1:21.900	1.328	72.10	16:49:13.499
188 -	1:22.088	1.516	71.94	16:50:35.587
189 -	1:20.998	0.426	72.91	16:51:56.585
190 -	1:21.792	1.220	72.20	16:53:18.377
191 -	1:21.473	0.901	72.48	16:54:39.850
192 -	1:21.756	1.184	72.23	16:56:01.606
193 -	1:21.338	0.766	72.60	16:57:22.944
194 -	1:21.651	1.079	72.32	16:58:44.595
195 -	1:21.036	0.464	72.87	17:00:05.631
196 -	1:22.817	2.245	71.30	17:01:28.448
197 -	1:21.722	1.150	72.26	17:02:50.170
198 -	1:21.591	1.019	72.38	17:04:11.761
199 -	1:22.284	1.712	71.77	17:05:34.045
200 -	1:21.266	0.694	72.67	17:06:55.311
201 -	1:21.555	0.983	72.41	17:08:16.866

DIFF = Difference To Personal Best Lap

202 -	1:22.016	1.444	72.00	17:09:38.882
203 -	1:21.299	0.727	72.64	17:11:00.181
204 -	1:22.278	1.706	71.77	17:12:22.459
205 -	1:21.778	1.206	72.21	17:13:44.237
206 -	1:22.992	2.420	71.15	17:15:07.229
207 -	1:21.254	0.682	72.68	17:16:28.483
208 -	1:22.097	1.525	71.93	17:17:50.580
209 -	1:21.255	0.683	72.68	17:19:11.835
210 -	1:20.950	0.378	72.95	17:20:32.785
211 -	1:20.871	0.299	73.02	17:21:53.656
212 -	1:22.941	2.369	71.20	17:23:16.597
213 -	1:21.982	1.410	72.03	17:24:38.579
214 -	1:21.986	1.414	72.03	17:26:00.565

P14 747 LARR Motorsport					
LAP	LAP TIME	DIFF	MPH	TIME OF DAY	
1 -	1:28.461	8.483	66.75	12:26:07.961	
2 -	1:21.509	1.531	72.45	12:27:29.470	
3 -	1:21.592	1.614	72.38	12:28:51.062	
4 -	1:22.618	2.640	71.48	12:30:13.680	
5 -	1:21.429	1.451	72.52	12:31:35.109	
6 -	1:21.672	1.694	72.30	12:32:56.781	
7 -	1:21.320	1.342	72.62	12:34:18.101	
8 -	1:21.392	1.414	72.55	12:35:39.493	
9 -	1:21.449	1.471	72.50	12:37:00.942	
10 -	1:21.607	1.629	72.36	12:38:22.549	
11 -	1:21.229	1.251	72.70	12:39:43.778	
12 -	1:22.149	2.171	71.88	12:41:05.927	
13 -	1:21.896	1.918	72.11	12:42:27.823	
14 -	1:21.229	1.251	72.70	12:43:49.052	
15 -	1:21.833	1.855	72.16	12:45:10.885	
16 -	1:22.081	2.103	71.94	12:46:32.966	
17 -	1:21.273	1.295	72.66	12:47:54.239	
18 -	1:21.538	1.560	72.42	12:49:15.777	
19 -	1:22.415	2.437	71.65	12:50:38.192	
20 -	1:21.186	1.208	72.74	12:51:59.378	
21 -	1:22.032	2.054	71.99	12:53:21.410	
22 -	1:21.415	1.437	72.53	12:54:42.825	
23 -	1:21.508	1.530	72.45	12:56:04.333	
24 -	1:21.245	1.267	72.68	12:57:25.578	
25 -	1:20.612	0.634	73.26	12:58:46.190	
26 -	1:20.710	0.732	73.17	13:00:06.900	
27 -	1:21.242	1.264	72.69	13:01:28.142	
28 -	1:21.735	1.757	72.25	13:02:49.877	
29 -	1:20.988	1.010	72.92	13:04:10.865	
30 -	1:20.825	0.847	73.06	13:05:31.690	
31 -	1:21.212	1.234	72.71	13:06:52.902	
32 -	1:22.384	2.406	71.68	13:08:15.286	
33 -	1:21.144	1.166	72.78	13:09:36.430	
34 -	1:21.584	1.606	72.38	13:10:58.014	
35 -	1:21.425	1.447	72.52	13:12:19.439	
36 -	1:21.534	1.556	72.43	13:13:40.973	
37 -	1:22.073	2.095	71.95	13:15:03.046	
38 -	1:20.709	0.731	73.17	13:16:23.755	
39 -	1:21.108	1.130	72.81	13:17:44.863	
40 -	1:20.861	0.883	73.03	13:19:05.724	
41 -	1:22.040	2.062	71.98	13:20:27.764	
42 -	1:22.311	2.333	71.74	13:21:50.075	
43 -	1:21.278	1.300	72.66	13:23:11.353	
44 -	1:20.854	0.876	73.04	13:24:32.207	
45 -	1:21.404	1.426	72.54	13:25:53.611	
46 -	1:21.056	1.078	72.85	13:27:14.667	
47 -	1:21.692	1.714	72.29	13:28:36.359	
48 -	1:21.854	1.876	72.14	13:29:58.213	
49 -	1:20.980	1.002	72.92	13:31:19.193	

2024 MSV Trackdays Enduro KA Series

RACE 13 - LAP ANALYSIS

DIFF = Difference To Personal Best Lap

50 -	1:21.232	1.254	72.70	13:32:40.425
51 -	1:21.008	1.030	72.90	13:34:01.433
52 -	1:21.437	1.459	72.51	13:35:22.870
53 -	1:21.014	1.036	72.89	13:36:43.884
54 -	1:20.955	0.977	72.95	13:38:04.839
55 -	1:21.244	1.266	72.69	13:39:26.083
56 -	1:21.324	1.346	72.61	13:40:47.407
57 -	1:21.524	1.546	72.44	13:42:08.931
58 -	1:21.311	1.333	72.63	13:43:30.242
59 -	1:21.810	1.832	72.18	13:44:52.052
60 -	1:23.418	3.440	70.79	13:46:15.470
61 -	1:27.857	P 7.879	67.21	13:47:43.327
62 -	2:40.372	1:20.394	36.82	13:50:23.700
63 -	1:22.697	2.719	71.41	13:51:46.397
64 -	1:22.016	2.038	72.00	13:53:08.413
65 -	1:21.833	1.855	72.16	13:54:30.246
66 -	1:21.817	1.839	72.18	13:55:52.063
67 -	1:21.948	1.970	72.06	13:57:14.011
68 -	1:22.993	3.015	71.15	13:58:37.004
69 -	1:30.611	10.633	65.17	14:00:07.615
70 -	1:25.314	5.336	69.22	14:01:32.929
71 -	2:54.293	1:34.315	33.88	14:04:27.222
72 -	1:43.138	23.160	57.25	14:06:10.360
73 -	1:22.808	2.830	71.31	14:07:33.168
74 -	1:22.749	2.771	71.36	14:08:55.917
75 -	1:21.842	1.864	72.15	14:10:17.759
76 -	1:22.440	2.462	71.63	14:11:40.199
77 -	1:22.060	2.082	71.96	14:13:02.259
78 -	1:21.580	1.602	72.39	14:14:23.839
79 -	1:21.359	1.381	72.58	14:15:45.198
80 -	1:21.828	1.850	72.17	14:17:07.026
81 -	1:22.998	3.020	71.15	14:18:30.024
82 -	1:22.274	2.296	71.78	14:19:52.298
83 -	1:23.415	3.437	70.79	14:21:15.713
84 -	1:24.002	4.024	70.30	14:22:39.715
85 -	1:23.089	3.111	71.07	14:24:02.804
86 -	1:21.370	1.392	72.57	14:25:24.174
87 -	1:22.116	2.138	71.91	14:26:46.290
88 -	1:21.651	1.673	72.32	14:28:07.941
89 -	1:21.757	1.779	72.23	14:29:29.698
90 -	1:22.014	2.036	72.00	14:30:51.712
91 -	1:27.176	P 7.198	67.74	14:32:18.888
92 -	1:38.007	18.029	60.25	14:33:56.895
93 -	1:21.843	1.865	72.15	14:35:18.738
94 -	1:21.603	1.625	72.37	14:36:40.341
95 -	1:21.934	1.956	72.07	14:38:02.275
96 -	1:22.362	2.384	71.70	14:39:24.637
97 -	1:22.460	2.482	71.61	14:40:47.097
98 -	1:21.961	1.983	72.05	14:42:09.058
99 -	1:21.766	1.788	72.22	14:43:30.824
100 -	1:21.757	1.779	72.23	14:44:52.581
101 -	1:21.378	1.400	72.57	14:46:13.959
102 -	1:21.246	1.268	72.68	14:47:35.205
103 -	1:21.396	1.418	72.55	14:48:56.601
104 -	1:21.468	1.490	72.49	14:50:18.069
105 -	1:21.700	1.722	72.28	14:51:39.769
106 -	1:21.412	1.434	72.54	14:53:01.181
107 -	1:22.255	2.277	71.79	14:54:23.436
108 -	1:21.189	1.211	72.73	14:55:44.625
109 -	1:21.574	1.596	72.39	14:57:06.199
110 -	1:21.651	1.673	72.32	14:58:27.850
111 -	1:22.786	2.808	71.33	14:59:50.630
112 -	1:27.568	P 7.590	67.44	15:01:18.204
113 -	5:47.639	4:27.661	16.98	15:07:05.844
114 -	1:21.881	1.903	72.12	15:08:27.725
115 -	1:21.689	1.711	72.29	15:09:49.414

DIFF = Difference To Personal Best Lap

116 -	1:22.061	2.083	71.96	15:11:11.475
117 -	1:21.563	1.585	72.40	15:12:33.038
118 -	1:21.807	1.829	72.19	15:13:54.845
119 -	1:21.204	1.226	72.72	15:15:16.049
120 -	1:21.129	1.151	72.79	15:16:37.178
121 -	1:21.414	1.436	72.53	15:17:58.592
122 -	1:21.466	1.488	72.49	15:19:20.058
123 -	1:21.538	1.560	72.42	15:20:41.596
124 -	1:26.711	6.733	68.10	15:22:08.307
125 -	1:23.721	3.743	70.53	15:23:32.028
126 -	1:21.793	1.815	72.20	15:24:53.821
127 -	1:21.277	1.299	72.66	15:26:15.098
128 -	1:22.648	2.670	71.45	15:27:37.746
129 -	1:21.190	1.212	72.73	15:28:58.936
130 -	1:21.974	1.996	72.04	15:30:20.910
131 -	1:21.705	1.727	72.28	15:31:42.615
132 -	1:21.435	1.457	72.52	15:33:04.050
133 -	1:21.862	1.884	72.14	15:34:25.912
134 -	1:22.208	2.230	71.83	15:35:48.120
135 -	1:23.086	3.108	71.07	15:37:11.206
136 -	1:22.185	2.207	71.85	15:38:33.391
137 -	1:22.028	2.050	71.99	15:39:55.419
138 -	1:21.714	1.736	72.27	15:41:17.133
139 -	1:21.205	1.227	72.72	15:42:38.338
140 -	1:21.144	1.166	72.78	15:43:59.482
141 -	1:21.770	1.792	72.22	15:45:21.252
142 -	1:21.465	1.487	72.49	15:46:42.717
143 -	1:21.224	1.246	72.70	15:48:03.941
144 -	1:21.053	1.075	72.86	15:49:24.994
145 -	1:20.646	0.668	73.22	15:50:45.640
146 -	1:21.225	1.247	72.70	15:52:06.865
147 -	1:21.320	1.342	72.62	15:53:28.185
148 -	1:21.407	1.429	72.54	15:54:49.592
149 -	1:21.423	1.445	72.53	15:56:11.015
150 -	1:21.147	1.169	72.77	15:57:32.162
151 -	1:22.109	2.131	71.92	15:58:54.271
152 -	1:21.742	1.764	72.24	16:00:16.013
153 -	1:21.789	1.811	72.20	16:01:37.802
154 -	1:22.663	2.685	71.44	16:03:00.465
155 -	1:21.928	1.950	72.08	16:04:22.393
156 -	1:20.840	0.862	73.05	16:05:43.233
157 -	1:21.071	1.093	72.84	16:07:04.304
158 -	1:20.998	1.020	72.91	16:08:25.302
159 -	1:20.977	0.999	72.93	16:09:46.279
160 -	1:20.766	0.788	73.12	16:11:07.045
161 -	1:20.840	0.862	73.05	16:12:27.885
162 -	1:20.793	0.815	73.09	16:13:48.678
163 -	1:20.810	0.832	73.08	16:15:09.488
164 -	1:21.130	1.152	72.79	16:16:30.618
165 -	1:21.259	1.281	72.67	16:17:51.877
166 -	1:20.365	0.387	73.48	16:19:12.242
167 -	1:20.221	0.243	73.61	16:20:32.463
168 -	1:20.843	0.865	73.05	16:21:53.306
169 -	1:20.579	0.601	73.29	16:23:13.885
170 -	1:21.003	1.025	72.90	16:24:34.888
171 -	1:20.758	0.780	73.12	16:25:55.646
172 -	1:20.479	0.501	73.38	16:27:16.125
173 -	1:20.459	0.481	73.39	16:28:36.584
174 -	1:21.597	1.619	72.37	16:29:58.181
175 -	1:20.979	1.001	72.92	16:31:19.160
176 -	1:20.732	0.754	73.15	16:32:39.892
177 -	1:20.613	0.635	73.25	16:34:00.505
178 -	1:21.017	1.039	72.89	16:35:21.522
179 -	1:20.896	0.918	73.00	16:36:42.418
180 -	1:21.453	1.475	72.50	16:38:03.871
181 -	1:21.447	1.469	72.50	16:39:25.318

2024 MSV Trackdays Enduro KA Series

RACE 13 - LAP ANALYSIS

DIFF = Difference To Personal Best Lap

182 -	1:21.707	1.729	72.27	16:40:47.025
183 -	1:21.825	1.847	72.17	16:42:08.850
184 -	1:21.724	1.746	72.26	16:43:30.574
185 -	1:22.442	2.464	71.63	16:44:53.016
186 -	1:21.260	1.282	72.67	16:46:14.276
187 -	1:21.140	1.162	72.78	16:47:35.416
188 -	1:21.529	1.551	72.43	16:48:56.945
189 -	1:21.292	1.314	72.64	16:50:18.237
190 -	1:21.641	1.663	72.33	16:51:39.878
191 -	1:20.942	0.964	72.96	16:53:00.820
192 -	1:20.409	0.431	73.44	16:54:21.229
193 -	1:19.978 (1)		73.84	16:55:41.207
194 -	1:20.164 (2)	0.186	73.66	16:57:01.371
195 -	1:21.203	1.225	72.72	16:58:22.574
196 -	1:20.168 (3)	0.190	73.66	16:59:42.742
197 -	1:21.622	1.644	72.35	17:01:04.364
198 -	1:20.630	0.652	73.24	17:02:24.994
199 -	1:20.374	0.396	73.47	17:03:45.368
200 -	1:29.632 P	9.654	65.88	17:05:15.000
201 -	3:35.700	2:15.722	27.37	17:08:50.700
202 -	1:23.570	3.592	70.66	17:10:14.270
203 -	1:23.346	3.368	70.85	17:11:37.616
204 -	1:23.028	3.050	71.12	17:13:00.644
205 -	1:22.645	2.667	71.45	17:14:23.289
206 -	1:21.793	1.815	72.20	17:15:45.082
207 -	1:23.688	3.710	70.56	17:17:08.770
208 -	1:23.050	3.072	71.10	17:18:31.820
209 -	1:23.045	3.067	71.11	17:19:54.865
210 -	1:22.387	2.409	71.68	17:21:17.252
211 -	1:22.075	2.097	71.95	17:22:39.327
212 -	1:21.817	1.839	72.18	17:24:01.144
213 -	1:21.877	1.899	72.12	17:25:23.021

DIFF = Difference To Personal Best Lap

31 -	1:20.835	0.767	73.05	13:06:38.040
32 -	1:20.813	0.745	73.07	13:07:58.853
33 -	1:20.853	0.785	73.04	13:09:19.706
34 -	1:20.869	0.801	73.02	13:10:40.575
35 -	1:20.822	0.754	73.07	13:12:01.397
36 -	1:20.896	0.828	73.00	13:13:22.293
37 -	1:20.933	0.865	72.96	13:14:43.226
38 -	1:20.542	0.474	73.32	13:16:03.768
39 -	1:21.039	0.971	72.87	13:17:24.807
40 -	1:20.835	0.767	73.05	13:18:45.642
41 -	1:21.359	1.291	72.58	13:20:07.001
42 -	1:20.518	0.450	73.34	13:21:27.519
43 -	1:20.664	0.596	73.21	13:22:48.183
44 -	1:20.857	0.789	73.03	13:24:09.040
45 -	1:20.381 (3)	0.313	73.47	13:25:29.421
46 -	1:20.138 (2)	0.070	73.69	13:26:49.559
47 -	1:20.605	0.537	73.26	13:28:10.164
48 -	1:22.153	2.085	71.88	13:29:32.317
49 -	1:20.768	0.700	73.11	13:30:53.085
50 -	1:20.738	0.670	73.14	13:32:13.823
51 -	1:20.565	0.497	73.30	13:33:34.388
52 -	1:21.103	1.035	72.81	13:34:55.491
53 -	1:21.153	1.085	72.77	13:36:16.644
54 -	1:20.962	0.894	72.94	13:37:37.606
55 -	1:20.764	0.696	73.12	13:38:58.370
56 -	1:20.761	0.693	73.12	13:40:19.131
57 -	1:20.520	0.452	73.34	13:41:39.651
58 -	1:20.959	0.891	72.94	13:43:00.610
59 -	1:20.758	0.690	73.12	13:44:21.368
60 -	1:21.102	1.034	72.81	13:45:42.470
61 -	1:23.180	3.112	70.99	13:47:05.650
62 -	1:25.017 P	4.949	69.46	13:48:30.667
63 -	4:30.682	3:10.614	21.81	13:53:01.350
64 -	1:22.568	2.500	71.52	13:54:23.918
65 -	1:21.802	1.734	72.19	13:55:45.720
66 -	1:22.147	2.079	71.89	13:57:07.867
67 -	1:21.660	1.592	72.32	13:58:29.527
68 -	1:29.788	9.720	65.77	13:59:59.315
69 -	1:29.411	9.343	66.05	14:01:28.726
70 -	2:56.582	1:36.514	33.44	14:04:25.308
71 -	1:44.551	24.483	56.48	14:06:09.859
72 -	1:22.774	2.706	71.34	14:07:32.633
73 -	1:23.039	2.971	71.11	14:08:55.672
74 -	1:21.695	1.627	72.28	14:10:17.367
75 -	1:21.706	1.638	72.27	14:11:39.073
76 -	1:23.027	2.959	71.12	14:13:02.100
77 -	1:22.623	2.555	71.47	14:14:24.723
78 -	1:21.710	1.642	72.27	14:15:46.433
79 -	1:21.054	0.986	72.86	14:17:07.487
80 -	1:21.847	1.779	72.15	14:18:29.334
81 -	1:22.810	2.742	71.31	14:19:52.144
82 -	1:24.333	4.265	70.02	14:21:16.477
83 -	1:22.642	2.574	71.46	14:22:39.119
84 -	1:22.008	1.940	72.01	14:24:01.127
85 -	1:21.335	1.267	72.60	14:25:22.462
86 -	1:22.197	2.129	71.84	14:26:44.659
87 -	1:23.109	3.041	71.05	14:28:07.768
88 -	1:22.796	2.728	71.32	14:29:30.564
89 -	1:21.902	1.834	72.10	14:30:52.466
90 -	1:23.315	3.247	70.88	14:32:15.781
91 -	1:22.005	1.937	72.01	14:33:37.786
92 -	1:21.741	1.673	72.24	14:34:59.527
93 -	1:21.035	0.967	72.87	14:36:20.562
94 -	1:21.087	1.019	72.83	14:37:41.649
95 -	1:21.138	1.070	72.78	14:39:02.787
96 -	1:21.224	1.156	72.70	14:40:24.011

P15 114 KM Racing				
LAP	LAP TIME	DIFF	MPH	TIME OF DAY
1 -	1:24.639	4.571	69.77	12:26:04.139
2 -	1:22.500	2.432	71.58	12:27:26.639
3 -	1:21.760	1.692	72.23	12:28:48.399
4 -	1:21.898	1.830	72.11	12:30:10.297
5 -	1:20.972	0.904	72.93	12:31:31.269
6 -	1:20.068 (1)		73.75	12:32:51.337
7 -	1:20.518	0.450	73.34	12:34:11.855
8 -	1:20.474	0.406	73.38	12:35:32.329
9 -	1:21.363	1.295	72.58	12:36:53.692
10 -	1:21.655	1.587	72.32	12:38:15.347
11 -	1:21.093	1.025	72.82	12:39:36.440
12 -	1:20.584	0.516	73.28	12:40:57.024
13 -	1:21.354	1.286	72.59	12:42:18.378
14 -	1:20.499	0.431	73.36	12:43:38.877
15 -	1:22.018	1.950	72.00	12:45:00.895
16 -	1:21.321	1.253	72.62	12:46:22.216
17 -	1:21.001	0.933	72.90	12:47:43.217
18 -	1:20.800	0.732	73.08	12:49:04.017
19 -	1:21.009	0.941	72.90	12:50:25.026
20 -	1:21.123	1.055	72.79	12:51:46.149
21 -	1:20.900	0.832	72.99	12:53:07.049
22 -	1:21.105	1.037	72.81	12:54:28.154
23 -	1:20.863	0.795	73.03	12:55:49.017
24 -	1:21.103	1.035	72.81	12:57:10.120
25 -	1:21.226	1.158	72.70	12:58:31.346
26 -	1:21.134	1.066	72.78	12:59:52.480
27 -	1:21.296	1.228	72.64	13:01:13.776
28 -	1:21.227	1.159	72.70	13:02:35.003
29 -	1:21.033	0.965	72.87	13:03:56.036
30 -	1:21.169	1.101	72.75	13:05:17.205

2024 MSV Trackdays Enduro KA Series

RACE 13 - LAP ANALYSIS

DIFF = Difference To Personal Best Lap

97 -	1:21.362	1.294	72.58	14:41:45.373
98 -	1:21.997	1.929	72.02	14:43:07.370
99 -	1:21.526	1.458	72.43	14:44:28.896
100 -	1:21.999	1.931	72.02	14:45:50.895
101 -	1:21.020	0.952	72.89	14:47:11.915
102 -	1:21.028	0.960	72.88	14:48:32.943
103 -	1:21.107	1.039	72.81	14:49:54.050
104 -	1:21.661	1.593	72.31	14:51:15.711
105 -	1:21.378	1.310	72.57	14:52:37.089
106 -	1:22.828	2.760	71.30	14:53:59.917
107 -	1:21.573	1.505	72.39	14:55:21.490
108 -	1:22.116	2.048	71.91	14:56:43.606
109 -	1:20.676	0.608	73.20	14:58:04.282
110 -	1:21.089	1.021	72.82	14:59:25.371
111 -	1:21.087	1.019	72.83	15:00:46.458
112 -	1:21.460	1.392	72.49	15:02:07.918
113 -	1:22.830	2.762	71.29	15:03:30.748
114 -	1:22.539	2.471	71.55	15:04:53.287
115 -	1:21.791	1.723	72.20	15:06:15.078
116 -	1:22.171	2.103	71.87	15:07:37.249
117 -	1:21.454	1.386	72.50	15:08:58.703
118 -	1:21.445	1.377	72.51	15:10:20.148
119 -	1:22.573	2.505	71.52	15:11:42.721
120 -	1:21.323	1.255	72.61	15:13:04.044
121 -	1:20.557	0.489	73.31	15:14:24.601
122 -	1:21.963	1.895	72.05	15:15:46.564
123 -	1:22.095	2.027	71.93	15:17:08.659
124 -	1:22.884	2.816	71.25	15:18:31.543
125 -	1:22.511	2.443	71.57	15:19:54.054
126 -	1:22.098	2.030	71.93	15:21:16.152
127 -	1:23.025	2.957	71.13	15:22:39.177
128 -	1:23.402	3.334	70.80	15:24:02.579
129 -	1:21.829	1.761	72.17	15:25:24.408
130 -	1:22.034	1.966	71.99	15:26:46.442
131 -	1:21.638	1.570	72.33	15:28:08.080
132 -	1:22.446	2.378	71.63	15:29:30.526
133 -	1:21.400	1.332	72.55	15:30:51.926
134 -	1:21.851	1.783	72.15	15:32:13.777
135 -	1:20.778	0.710	73.10	15:33:34.555
136 -	1:20.784	0.716	73.10	15:34:55.339
137 -	1:21.001	0.933	72.90	15:36:16.340
138 -	1:21.424	1.356	72.52	15:37:37.764
139 -	1:22.025	1.957	71.99	15:38:59.789
140 -	1:20.827	0.759	73.06	15:40:20.616
141 -	1:21.060	0.992	72.85	15:41:41.676
142 -	1:21.488	1.420	72.47	15:43:03.164
143 -	1:21.495	1.427	72.46	15:44:24.659
144 -	1:21.281	1.213	72.65	15:45:45.940
145 -	1:24.169	P 4.101	70.16	15:47:10.109
146 -	4:22.514	3:02.446	22.49	15:51:32.624
147 -	1:21.454	1.386	72.50	15:52:54.078
148 -	1:21.258	1.190	72.67	15:54:15.336
149 -	1:21.725	1.657	72.26	15:55:37.061
150 -	1:21.643	1.575	72.33	15:56:58.704
151 -	1:21.701	1.633	72.28	15:58:20.405
152 -	1:21.829	1.761	72.17	15:59:42.234
153 -	1:21.662	1.594	72.31	16:01:03.896
154 -	1:22.061	1.993	71.96	16:02:25.957
155 -	1:21.838	1.770	72.16	16:03:47.795
156 -	1:21.599	1.531	72.37	16:05:09.394
157 -	1:21.156	1.088	72.76	16:06:30.550
158 -	1:21.388	1.320	72.56	16:07:51.938
159 -	1:21.383	1.315	72.56	16:09:13.321
160 -	1:21.381	1.313	72.56	16:10:34.702
161 -	1:21.603	1.535	72.37	16:11:56.305
162 -	1:21.529	1.461	72.43	16:13:17.834

DIFF = Difference To Personal Best Lap

163 -	1:22.227	2.159	71.82	16:14:40.061
164 -	1:21.508	1.440	72.45	16:16:01.569
165 -	1:21.480	1.412	72.47	16:17:23.049
166 -	1:21.784	1.716	72.21	16:18:44.833
167 -	1:21.447	1.379	72.50	16:20:06.280
168 -	1:21.607	1.539	72.36	16:21:27.887
169 -	1:21.574	1.506	72.39	16:22:49.461
170 -	1:21.629	1.561	72.34	16:24:11.090
171 -	1:21.115	1.047	72.80	16:25:32.205
172 -	1:21.267	1.199	72.66	16:26:53.472
173 -	1:21.719	1.651	72.26	16:28:15.191
174 -	1:21.275	1.207	72.66	16:29:36.466
175 -	1:21.090	1.022	72.82	16:30:57.556
176 -	1:21.141	1.073	72.78	16:32:18.697
177 -	1:20.875	0.807	73.02	16:33:39.572
178 -	1:20.860	0.792	73.03	16:35:00.432
179 -	1:20.903	0.835	72.99	16:36:21.335
180 -	1:22.958	2.890	71.18	16:37:44.293
181 -	1:20.833	0.765	73.06	16:39:05.126
182 -	1:21.090	1.022	72.82	16:40:26.216
183 -	1:21.625	1.557	72.35	16:41:47.841
184 -	1:20.568	0.500	73.30	16:43:08.409
185 -	1:21.114	1.046	72.80	16:44:29.523
186 -	1:21.484	1.416	72.47	16:45:51.007
187 -	1:20.945	0.877	72.95	16:47:11.952
188 -	1:20.450	0.382	73.40	16:48:32.402
189 -	1:22.768	2.700	71.35	16:49:55.170
190 -	1:21.247	1.179	72.68	16:51:16.417
191 -	1:23.571	P 3.503	70.66	16:52:39.988
192 -	3:57.377	2:37.309	24.87	16:56:37.366
193 -	1:22.222	2.154	71.82	16:57:59.588
194 -	1:21.706	1.638	72.27	16:59:21.294
195 -	1:23.584	3.516	70.65	17:00:44.878
196 -	1:22.462	2.394	71.61	17:02:07.340
197 -	1:22.755	2.687	71.36	17:03:30.095
198 -	1:23.180	3.112	70.99	17:04:53.275
199 -	1:23.002	2.934	71.15	17:06:16.277
200 -	1:22.849	2.781	71.28	17:07:39.126
201 -	1:22.524	2.456	71.56	17:09:01.650
202 -	1:22.775	2.707	71.34	17:10:24.425
203 -	1:21.946	1.878	72.06	17:11:46.371
204 -	1:23.400	3.332	70.81	17:13:09.771
205 -	1:22.414	2.346	71.65	17:14:32.185
206 -	1:21.061	0.993	72.85	17:15:53.246
207 -	1:21.952	1.884	72.06	17:17:15.198
208 -	1:22.362	2.294	71.70	17:18:37.560
209 -	1:22.217	2.149	71.83	17:19:59.777
210 -	1:22.400	2.332	71.67	17:21:22.177
211 -	1:22.346	2.278	71.71	17:22:44.523
212 -	1:23.246	3.178	70.94	17:24:07.769
213 -	1:21.966	1.898	72.05	17:25:29.735

P16 121 Ka Lamaty				
LAP	LAP TIME	DIFF	MPH	TIME OF DAY
1 -	1:29.604	9.714	65.90	12:26:09.104
2 -	1:22.434	2.544	71.64	12:27:31.538
3 -	1:22.070	2.180	71.95	12:28:53.608
4 -	1:20.645	0.755	73.23	12:30:14.253
5 -	1:21.136	1.246	72.78	12:31:35.389
6 -	1:21.567	1.677	72.40	12:32:56.956
7 -	1:21.418	1.528	72.53	12:34:18.374
8 -	1:21.365	1.475	72.58	12:35:39.739
9 -	1:22.143	2.253	71.89	12:37:01.882
10 -	1:21.907	2.017	72.10	12:38:23.789
11 -	1:21.440	1.550	72.51	12:39:45.229

2024 MSV Trackdays Enduro KA Series

RACE 13 - LAP ANALYSIS

DIFF = Difference To Personal Best Lap

12 -	1:22.806	2.916	71.31	12:41:08.035
13 -	1:21.783	1.893	72.21	12:42:29.818
14 -	1:20.751	0.861	73.13	12:43:50.569
15 -	1:21.279	1.389	72.65	12:45:11.848
16 -	1:20.518	0.628	73.34	12:46:32.366
17 -	1:21.249	1.359	72.68	12:47:53.615
18 -	1:22.058	2.168	71.96	12:49:15.673
19 -	1:22.214	2.324	71.83	12:50:37.887
20 -	1:20.662	0.772	73.21	12:51:58.549
21 -	1:20.593	0.703	73.27	12:53:19.142
22 -	1:22.580	2.690	71.51	12:54:41.722
23 -	1:21.332	1.442	72.61	12:56:03.054
24 -	1:20.699	0.809	73.18	12:57:23.753
25 -	1:20.769	0.879	73.11	12:58:44.522
26 -	1:20.885	0.995	73.01	13:00:05.407
27 -	1:20.881	0.991	73.01	13:01:26.288
28 -	1:20.845	0.955	73.04	13:02:47.133
29 -	1:20.674	0.784	73.20	13:04:07.807
30 -	1:20.399	0.509	73.45	13:05:28.206
31 -	1:20.429	0.539	73.42	13:06:48.635
32 -	1:20.133	0.243	73.69	13:08:08.768
33 -	1:20.528	0.638	73.33	13:09:29.296
34 -	1:20.578	0.688	73.29	13:10:49.874
35 -	1:20.477	0.587	73.38	13:12:10.351
36 -	1:20.647	0.757	73.22	13:13:30.998
37 -	1:21.272	1.382	72.66	13:14:52.270
38 -	1:20.670	0.780	73.20	13:16:12.940
39 -	1:20.940	1.050	72.96	13:17:33.880
40 -	1:20.625	0.735	73.24	13:18:54.505
41 -	1:20.296	0.406	73.54	13:20:14.801
42 -	1:20.869	0.979	73.02	13:21:35.670
43 -	1:20.586	0.696	73.28	13:22:56.256
44 -	1:21.133	1.243	72.78	13:24:17.389
45 -	1:20.819	0.929	73.07	13:25:38.208
46 -	1:20.621	0.731	73.25	13:26:58.829
47 -	1:20.395	0.505	73.45	13:28:19.224
48 -	1:20.813	0.923	73.07	13:29:40.037
49 -	1:21.084	1.194	72.83	13:31:01.121
50 -	1:21.100	1.210	72.81	13:32:22.221
51 -	1:20.007	0.117	73.81	13:33:42.228
52 -	1:20.769	0.879	73.11	13:35:02.997
53 -	1:20.566	0.676	73.30	13:36:23.563
54 -	1:20.574	0.684	73.29	13:37:44.137
55 -	1:20.607	0.717	73.26	13:39:04.744
56 -	1:20.589	0.699	73.28	13:40:25.333
57 -	1:20.540	0.650	73.32	13:41:45.873
58 -	1:20.872	0.982	73.02	13:43:06.745
59 -	1:20.460	0.570	73.39	13:44:27.205
60 -	1:24.282 P	4.392	70.07	13:45:51.487
61 -	2:35.315	1:15.425	38.02	13:48:26.803
62 -	1:24.202	4.312	70.13	13:49:51.005
63 -	1:23.290	3.400	70.90	13:51:14.295
64 -	1:22.603	2.713	71.49	13:52:36.898
65 -	1:21.226	1.336	72.70	13:53:58.124
66 -	1:22.936	3.046	71.20	13:55:21.060
67 -	1:22.718	2.828	71.39	13:56:43.778
68 -	1:22.010	2.120	72.01	13:58:05.788
69 -	1:24.414	4.524	69.96	13:59:30.202
70 -	1:49.212	29.322	54.07	14:01:19.414
71 -	2:59.260	1:39.370	32.94	14:04:18.674
72 -	1:40.416	20.526	58.81	14:05:59.090
73 -	1:21.768	1.878	72.22	14:07:20.858
74 -	1:21.510	1.620	72.45	14:08:42.368
75 -	1:23.219	3.329	70.96	14:10:05.587
76 -	1:22.628	2.738	71.47	14:11:28.215
77 -	1:22.424	2.534	71.64	14:12:50.639

DIFF = Difference To Personal Best Lap

78 -	1:22.388	2.498	71.68	14:14:13.027
79 -	1:22.217	2.327	71.83	14:15:35.244
80 -	1:22.774	2.884	71.34	14:16:58.018
81 -	1:21.610	1.720	72.36	14:18:19.628
82 -	1:21.982	2.092	72.03	14:19:41.610
83 -	1:21.794	1.904	72.20	14:21:03.404
84 -	1:20.703	0.813	73.17	14:22:24.107
85 -	1:22.008	2.118	72.01	14:23:46.115
86 -	1:22.454	2.564	71.62	14:25:08.569
87 -	1:21.659	1.769	72.32	14:26:30.228
88 -	1:20.751	0.861	73.13	14:27:50.979
89 -	1:21.563	1.673	72.40	14:29:12.542
90 -	1:21.620	1.730	72.35	14:30:34.162
91 -	1:21.407	1.517	72.54	14:31:55.569
92 -	1:21.193	1.303	72.73	14:33:16.762
93 -	1:21.482	1.592	72.47	14:34:38.244
94 -	1:21.435	1.545	72.52	14:35:59.679
95 -	1:21.175	1.285	72.75	14:37:20.854
96 -	1:23.165	3.275	71.01	14:38:44.019
97 -	1:21.464	1.574	72.49	14:40:05.483
98 -	1:21.922	2.032	72.08	14:41:27.405
99 -	1:20.869	0.979	73.02	14:42:48.274
100 -	1:20.444	0.554	73.41	14:44:08.718
101 -	1:22.101	2.211	71.93	14:45:30.819
102 -	1:20.500	0.610	73.36	14:46:51.319
103 -	1:20.601	0.711	73.27	14:48:11.920
104 -	1:20.998	1.108	72.91	14:49:32.918
105 -	1:20.839	0.949	73.05	14:50:53.757
106 -	1:21.601	1.711	72.37	14:52:15.358
107 -	1:20.748	0.858	73.13	14:53:36.106
108 -	1:24.645 P	4.755	69.76	14:55:00.751
109 -	4:51.231	3:31.341	20.27	14:59:51.983
110 -	1:20.707	0.817	73.17	15:01:12.690
111 -	1:20.449	0.559	73.40	15:02:33.139
112 -	1:21.244	1.354	72.69	15:03:54.383
113 -	1:21.335	1.445	72.60	15:05:15.718
114 -	1:21.251	1.361	72.68	15:06:36.969
115 -	1:20.802	0.912	73.08	15:07:57.771
116 -	1:21.151	1.261	72.77	15:09:18.922
117 -	1:20.934	1.044	72.96	15:10:39.856
118 -	1:20.806	0.916	73.08	15:12:00.662
119 -	1:20.928	1.038	72.97	15:13:21.590
120 -	1:20.643	0.753	73.23	15:14:42.233
121 -	1:20.510	0.620	73.35	15:16:02.743
122 -	1:21.685	1.795	72.29	15:17:24.428
123 -	1:20.302	0.412	73.54	15:18:44.730
124 -	1:21.026	1.136	72.88	15:20:05.756
125 -	1:20.653	0.763	73.22	15:21:26.409
126 -	1:22.795	2.905	71.32	15:22:49.204
127 -	1:21.200	1.310	72.72	15:24:10.404
128 -	1:20.436	0.546	73.42	15:25:30.840
129 -	1:20.977	1.087	72.93	15:26:51.817
130 -	1:20.945	1.055	72.95	15:28:12.762
131 -	1:20.651	0.761	73.22	15:29:33.413
132 -	1:20.701	0.811	73.17	15:30:54.114
133 -	1:19.991 (3)	0.101	73.82	15:32:14.105
134 -	1:19.890 (1)		73.92	15:33:33.995
135 -	1:20.171	0.281	73.66	15:34:54.166
136 -	1:20.416	0.526	73.43	15:36:14.582
137 -	1:20.558	0.668	73.30	15:37:35.140
138 -	1:20.327	0.437	73.52	15:38:55.467
139 -	1:20.691	0.801	73.18	15:40:16.158
140 -	1:21.620	1.730	72.35	15:41:37.778
141 -	1:20.659	0.769	73.21	15:42:58.437
142 -	1:20.003	0.113	73.81	15:44:18.440
143 -	1:19.979 (2)	0.089	73.84	15:45:38.419

2024 MSV Trackdays Enduro KA Series

RACE 13 - LAP ANALYSIS

DIFF = Difference To Personal Best Lap

144 -	1:20.656	0.766	73.22	15:46:59.075
145 -	1:21.337	1.447	72.60	15:48:20.412
146 -	1:21.245	1.355	72.68	15:49:41.657
147 -	1:20.906	1.016	72.99	15:51:02.563
148 -	1:20.205	0.315	73.63	15:52:22.768
149 -	1:20.244	0.354	73.59	15:53:43.012
150 -	1:21.373	1.483	72.57	15:55:04.385
151 -	1:20.085	0.195	73.74	15:56:24.470
152 -	1:20.232	0.342	73.60	15:57:44.702
153 -	1:20.517	0.627	73.34	15:59:05.219
154 -	1:20.791	0.901	73.09	16:00:26.010
155 -	1:20.893	1.003	73.00	16:01:46.903
156 -	1:21.097	1.207	72.82	16:03:08.000
157 -	1:20.802	0.912	73.08	16:04:28.802
158 -	1:20.708	0.818	73.17	16:05:49.510
159 -	1:21.035	1.145	72.87	16:07:10.545
160 -	1:22.719	P 2.829	71.39	16:08:33.264
161 -	3:39.961	2:20.071	26.84	16:12:13.226
162 -	1:29.450	9.560	66.02	16:13:42.676
163 -	1:34.324	P 14.434	62.61	16:15:17.000
164 -	4:39.898	3:20.008	21.09	16:19:56.898
165 -	1:22.151	2.261	71.88	16:21:19.049
166 -	1:21.900	2.010	72.10	16:22:40.949
167 -	1:21.591	1.701	72.38	16:24:02.540
168 -	1:21.978	2.088	72.03	16:25:24.518
169 -	1:22.638	2.748	71.46	16:26:47.156
170 -	1:21.985	2.095	72.03	16:28:09.141
171 -	1:21.532	1.642	72.43	16:29:30.673
172 -	1:21.931	2.041	72.08	16:30:52.604
173 -	1:22.010	2.120	72.01	16:32:14.614
174 -	1:22.499	2.609	71.58	16:33:37.113
175 -	1:21.407	1.517	72.54	16:34:58.520
176 -	1:22.857	2.967	71.27	16:36:21.377
177 -	1:23.383	3.493	70.82	16:37:44.760
178 -	1:21.321	1.431	72.62	16:39:06.081
179 -	1:21.647	1.757	72.33	16:40:27.728
180 -	1:22.647	2.757	71.45	16:41:50.375
181 -	1:22.979	3.089	71.17	16:43:13.354
182 -	1:22.914	3.024	71.22	16:44:36.268
183 -	1:21.598	1.708	72.37	16:45:57.866
184 -	1:21.987	2.097	72.03	16:47:19.853
185 -	1:21.258	1.368	72.67	16:48:41.111
186 -	1:22.578	2.688	71.51	16:50:03.689
187 -	1:21.261	1.371	72.67	16:51:24.950
188 -	1:22.383	2.493	71.68	16:52:47.333
189 -	1:22.558	2.668	71.53	16:54:09.891
190 -	1:21.664	1.774	72.31	16:55:31.555
191 -	1:21.917	2.027	72.09	16:56:53.472
192 -	1:21.339	1.449	72.60	16:58:14.811
193 -	1:22.368	2.478	71.69	16:59:37.179
194 -	1:22.304	2.414	71.75	17:00:59.483
195 -	1:21.596	1.706	72.37	17:02:21.079
196 -	1:22.001	2.111	72.01	17:03:43.080
197 -	1:21.582	1.692	72.38	17:05:04.662
198 -	1:22.834	2.944	71.29	17:06:27.496
199 -	1:21.250	1.360	72.68	17:07:48.746
200 -	1:21.143	1.253	72.78	17:09:09.889
201 -	1:20.969	1.079	72.93	17:10:30.858
202 -	1:21.296	1.406	72.64	17:11:52.154
203 -	1:21.680	1.790	72.30	17:13:13.834
204 -	1:21.147	1.257	72.77	17:14:34.981
205 -	1:21.045	1.155	72.86	17:15:56.026
206 -	1:21.189	1.299	72.73	17:17:17.215
207 -	1:22.033	2.143	71.99	17:18:39.248
208 -	1:22.349	2.459	71.71	17:20:01.597
209 -	1:21.240	1.350	72.69	17:21:22.837

DIFF = Difference To Personal Best Lap

210 -	1:21.872	1.982	72.13	17:22:44.709
211 -	1:22.203	2.313	71.84	17:24:06.912
212 -	1:21.473	1.583	72.48	17:25:28.385

P17 64 Autotech Motorsport				
LAP	LAP TIME	DIFF	MPH	TIME OF DAY
1 -	1:34.832	13.963	62.27	12:26:14.332
2 -	1:25.963	5.094	68.70	12:27:40.295
3 -	1:25.480	4.611	69.08	12:29:05.775
4 -	1:23.386	2.517	70.82	12:30:29.161
5 -	1:23.302	2.433	70.89	12:31:52.463
6 -	1:23.422	2.553	70.79	12:33:15.885
7 -	1:23.021	2.152	71.13	12:34:38.906
8 -	1:23.108	2.239	71.06	12:36:02.014
9 -	1:22.928	2.059	71.21	12:37:24.942
10 -	1:23.159	2.290	71.01	12:38:48.101
11 -	1:22.730	1.861	71.38	12:40:10.831
12 -	1:22.861	1.992	71.27	12:41:33.692
13 -	1:22.634	1.765	71.46	12:42:56.326
14 -	1:22.633	1.764	71.46	12:44:18.959
15 -	1:23.785	2.916	70.48	12:45:42.744
16 -	1:23.207	2.338	70.97	12:47:05.951
17 -	1:23.128	2.259	71.04	12:48:29.079
18 -	1:22.770	1.901	71.35	12:49:51.849
19 -	1:22.920	2.051	71.22	12:51:14.769
20 -	1:22.902	2.033	71.23	12:52:37.671
21 -	1:23.011	2.142	71.14	12:54:00.682
22 -	1:22.716	1.847	71.39	12:55:23.398
23 -	1:22.680	1.811	71.42	12:56:46.078
24 -	1:22.775	1.906	71.34	12:58:08.853
25 -	1:22.833	1.964	71.29	12:59:31.686
26 -	1:23.094	2.225	71.07	13:00:54.780
27 -	1:23.118	2.249	71.05	13:02:17.898
28 -	1:23.484	2.615	70.74	13:03:41.382
29 -	1:23.531	2.662	70.70	13:05:04.913
30 -	1:22.546	1.677	71.54	13:06:27.459
31 -	1:23.640	2.771	70.60	13:07:51.099
32 -	1:23.348	2.479	70.85	13:09:14.447
33 -	1:23.433	2.564	70.78	13:10:37.880
34 -	1:22.831	1.962	71.29	13:12:00.711
35 -	1:22.615	1.746	71.48	13:13:23.326
36 -	1:21.807	0.938	72.19	13:14:45.133
37 -	1:24.014	3.145	70.29	13:16:09.147
38 -	1:21.429	0.560	72.52	13:17:30.576
39 -	1:21.671	0.802	72.31	13:18:52.247
40 -	1:21.815	0.946	72.18	13:20:14.062
41 -	1:23.492	2.623	70.73	13:21:37.554
42 -	1:21.948	1.079	72.06	13:22:59.502
43 -	1:21.904	1.035	72.10	13:24:21.406
44 -	1:22.218	1.349	71.82	13:25:43.624
45 -	1:22.647	1.778	71.45	13:27:06.271
46 -	1:21.950	1.081	72.06	13:28:28.221
47 -	1:22.242	1.373	71.80	13:29:50.463
48 -	1:22.131	1.262	71.90	13:31:12.594
49 -	1:22.099	1.230	71.93	13:32:34.693
50 -	1:22.326	1.457	71.73	13:33:57.019
51 -	1:22.662	1.793	71.44	13:35:19.681
52 -	1:22.794	1.925	71.32	13:36:42.475
53 -	1:22.846	1.977	71.28	13:38:05.321
54 -	1:21.839	0.970	72.16	13:39:27.160
55 -	1:23.949	3.080	70.34	13:40:51.109
56 -	1:21.522	0.653	72.44	13:42:12.631
57 -	1:21.931	1.062	72.08	13:43:34.562
58 -	1:22.502	1.633	71.58	13:44:57.064
59 -	1:23.100	2.231	71.06	13:46:20.164

2024 MSV Trackdays Enduro KA Series

RACE 13 - LAP ANALYSIS

DIFF = Difference To Personal Best Lap

60 -	1:24.457	3.588	69.92	13:47:44.621
61 -	1:22.877	2.008	71.25	13:49:07.498
62 -	1:21.729	0.860	72.25	13:50:29.227
63 -	1:22.340	1.471	71.72	13:51:51.567
64 -	1:22.550	1.681	71.54	13:53:14.117
65 -	1:22.142	1.273	71.89	13:54:36.259
66 -	1:21.897	1.028	72.11	13:55:58.156
67 -	1:21.821	0.952	72.17	13:57:19.977
68 -	1:22.648	1.779	71.45	13:58:42.625
69 -	1:29.193	8.324	66.21	14:00:11.818
70 -	1:26.938	P 6.069	67.92	14:01:38.756
71 -	4:54.595	3:33.726	20.04	14:06:33.351
72 -	1:23.647	2.778	70.60	14:07:56.998
73 -	1:23.370	2.501	70.83	14:09:20.368
74 -	1:23.936	3.067	70.35	14:10:44.304
75 -	1:23.723	2.854	70.53	14:12:08.027
76 -	1:22.869	2.000	71.26	14:13:30.896
77 -	1:23.004	2.135	71.14	14:14:53.900
78 -	1:22.659	1.790	71.44	14:16:16.559
79 -	1:22.720	1.851	71.39	14:17:39.279
80 -	1:22.413	1.544	71.65	14:19:01.692
81 -	1:22.818	1.949	71.30	14:20:24.510
82 -	1:22.712	1.843	71.40	14:21:47.222
83 -	1:23.549	2.680	70.68	14:23:10.771
84 -	1:22.572	1.703	71.52	14:24:33.343
85 -	1:22.741	1.872	71.37	14:25:56.084
86 -	1:22.995	2.126	71.15	14:27:19.079
87 -	1:22.648	1.779	71.45	14:28:41.727
88 -	1:25.632	4.763	68.96	14:30:07.359
89 -	1:23.358	2.489	70.84	14:31:30.717
90 -	1:22.402	1.533	71.66	14:32:53.119
91 -	1:22.937	2.068	71.20	14:34:16.056
92 -	1:22.467	1.598	71.61	14:35:38.523
93 -	1:22.177	1.308	71.86	14:37:00.700
94 -	1:24.453	3.584	69.92	14:38:25.153
95 -	1:22.168	1.299	71.87	14:39:47.321
96 -	1:21.807	0.938	72.19	14:41:09.128
97 -	1:21.790	0.921	72.20	14:42:30.918
98 -	1:21.679	0.810	72.30	14:43:52.597
99 -	1:22.302	1.433	71.75	14:45:14.899
100 -	1:23.039	2.170	71.11	14:46:37.938
101 -	1:23.051	2.182	71.10	14:48:00.989
102 -	1:21.916	1.047	72.09	14:49:22.905
103 -	1:22.252	1.383	71.79	14:50:45.157
104 -	1:22.124	1.255	71.91	14:52:07.281
105 -	1:22.204	1.335	71.84	14:53:29.485
106 -	1:22.183	1.314	71.85	14:54:51.668
107 -	1:22.081	1.212	71.94	14:56:13.749
108 -	1:22.738	1.869	71.37	14:57:36.487
109 -	1:20.869	(1)	73.02	14:58:57.356
110 -	1:21.487	0.618	72.47	15:00:18.843
111 -	1:21.558	0.689	72.41	15:01:40.401
112 -	1:21.892	1.023	72.11	15:03:02.293
113 -	1:21.913	1.044	72.09	15:04:24.206
114 -	1:21.875	1.006	72.13	15:05:46.081
115 -	1:24.439	3.570	69.94	15:07:10.520
116 -	1:21.831	0.962	72.16	15:08:32.351
117 -	1:21.832	0.963	72.16	15:09:54.183
118 -	1:22.352	1.483	71.71	15:11:16.535
119 -	1:22.248	1.379	71.80	15:12:38.783
120 -	1:21.133	(3)	72.78	15:13:59.916
121 -	1:21.617	0.748	72.35	15:15:21.533
122 -	1:21.272	0.403	72.66	15:16:42.805
123 -	1:21.203	0.334	72.72	15:18:04.008
124 -	1:21.881	1.012	72.12	15:19:25.889
125 -	1:21.535	0.666	72.43	15:20:47.424

DIFF = Difference To Personal Best Lap

126 -	1:24.769	3.900	69.66	15:22:12.193
127 -	1:25.756	4.887	68.86	15:23:37.949
128 -	1:21.756	0.887	72.23	15:24:59.705
129 -	1:21.498	0.629	72.46	15:26:21.203
130 -	1:21.509	0.640	72.45	15:27:42.712
131 -	1:22.056	1.187	71.97	15:29:04.768
132 -	1:21.491	0.622	72.47	15:30:26.259
133 -	1:22.195	1.326	71.84	15:31:48.454
134 -	1:21.034	(2) 0.165	72.87	15:33:09.488
135 -	1:21.421	0.552	72.53	15:34:30.909
136 -	1:27.126	P 6.257	67.78	15:35:58.035
137 -	4:54.563	3:33.694	20.04	15:40:52.598
138 -	1:24.139	3.270	70.18	15:42:16.737
139 -	1:25.840	4.971	68.79	15:43:42.577
140 -	1:23.878	3.009	70.40	15:45:06.455
141 -	1:23.635	2.766	70.61	15:46:30.090
142 -	1:23.368	2.499	70.83	15:47:53.458
143 -	1:23.600	2.731	70.64	15:49:17.058
144 -	1:23.481	2.612	70.74	15:50:40.539
145 -	1:23.407	2.538	70.80	15:52:03.946
146 -	1:22.038	1.169	71.98	15:53:25.984
147 -	1:22.427	1.558	71.64	15:54:48.411
148 -	1:23.465	2.596	70.75	15:56:11.876
149 -	1:22.480	1.611	71.60	15:57:34.356
150 -	1:21.986	1.117	72.03	15:58:56.342
151 -	1:22.995	2.126	71.15	16:00:19.337
152 -	1:22.093	1.224	71.93	16:01:41.430
153 -	1:22.271	1.402	71.78	16:03:03.701
154 -	1:22.113	1.244	71.92	16:04:25.814
155 -	1:22.133	1.264	71.90	16:05:47.947
156 -	1:22.893	2.024	71.24	16:07:10.840
157 -	1:22.647	1.778	71.45	16:08:33.487
158 -	1:23.739	2.870	70.52	16:09:57.226
159 -	1:22.879	2.010	71.25	16:11:20.105
160 -	1:22.706	1.837	71.40	16:12:42.811
161 -	1:22.821	1.952	71.30	16:14:05.632
162 -	1:23.053	2.184	71.10	16:15:28.685
163 -	1:22.577	1.708	71.51	16:16:51.262
164 -	1:22.144	1.275	71.89	16:18:13.406
165 -	1:22.035	1.166	71.98	16:19:35.441
166 -	1:22.701	1.832	71.40	16:20:58.142
167 -	1:22.886	2.017	71.25	16:22:21.028
168 -	1:23.418	2.549	70.79	16:23:44.446
169 -	1:22.581	1.712	71.51	16:25:07.027
170 -	1:21.827	0.958	72.17	16:26:28.854
171 -	1:21.562	0.693	72.40	16:27:50.416
172 -	1:22.330	1.461	71.73	16:29:12.746
173 -	1:22.085	1.216	71.94	16:30:34.831
174 -	1:22.485	1.616	71.59	16:31:57.316
175 -	1:22.408	1.539	71.66	16:33:19.724
176 -	1:23.048	2.179	71.11	16:34:42.772
177 -	1:21.832	0.963	72.16	16:36:04.604
178 -	1:22.058	1.189	71.96	16:37:26.662
179 -	1:22.514	1.645	71.57	16:38:49.176
180 -	1:22.850	1.981	71.28	16:40:12.026
181 -	1:23.032	2.163	71.12	16:41:35.058
182 -	1:22.918	2.049	71.22	16:42:57.976
183 -	1:22.894	2.025	71.24	16:44:20.870
184 -	1:22.591	1.722	71.50	16:45:43.461
185 -	1:22.798	1.929	71.32	16:47:06.259
186 -	1:22.984	2.115	71.16	16:48:29.243
187 -	1:25.704	4.835	68.90	16:49:54.947
188 -	1:22.899	2.030	71.23	16:51:17.846
189 -	1:23.073	2.204	71.09	16:52:40.919
190 -	1:22.284	1.415	71.77	16:54:03.203
191 -	1:23.241	2.372	70.94	16:55:26.444

2024 MSV Trackdays Enduro KA Series

RACE 13 - LAP ANALYSIS

DIFF = Difference To Personal Best Lap

192 -	1:22.618	1.749	71.48	16:56:49.062
193 -	1:22.098	1.229	71.93	16:58:11.160
194 -	1:22.367	1.498	71.69	16:59:33.527
195 -	1:23.502	2.633	70.72	17:00:57.029
196 -	1:23.429	2.560	70.78	17:02:20.458
197 -	1:26.198 P	5.329	68.51	17:03:46.656
198 -	2:42.343	1:21.474	36.37	17:06:28.999
199 -	1:21.460	0.591	72.49	17:07:50.459
200 -	1:21.624	0.755	72.35	17:09:12.083
201 -	1:22.056	1.187	71.97	17:10:34.139
202 -	1:21.986	1.117	72.03	17:11:56.125
203 -	1:22.579	1.710	71.51	17:13:18.704
204 -	1:22.090	1.221	71.94	17:14:40.794
205 -	1:22.427	1.558	71.64	17:16:03.221
206 -	1:22.850	1.981	71.28	17:17:26.071
207 -	1:22.147	1.278	71.89	17:18:48.218
208 -	1:22.554	1.685	71.53	17:20:10.772
209 -	1:21.756	0.887	72.23	17:21:32.528
210 -	1:23.162	2.293	71.01	17:22:55.690
211 -	1:21.669	0.800	72.31	17:24:17.359
212 -	1:21.173	0.304	72.75	17:25:38.532

DIFF = Difference To Personal Best Lap

42 -	1:21.425	1.400	72.52	13:21:44.353
43 -	1:23.411	3.386	70.80	13:23:07.764
44 -	1:21.616	1.591	72.35	13:24:29.380
45 -	1:24.716	4.691	69.71	13:25:54.096
46 -	1:22.125	2.100	71.91	13:27:16.221
47 -	1:21.875	1.850	72.13	13:28:38.096
48 -	1:22.154	2.129	71.88	13:30:00.250
49 -	1:20.959	0.934	72.94	13:31:21.209
50 -	1:21.153	1.128	72.77	13:32:42.362
51 -	1:21.143	1.118	72.78	13:34:03.505
52 -	1:21.554	1.529	72.41	13:35:25.059
53 -	1:21.678	1.653	72.30	13:36:46.737
54 -	1:21.272	1.247	72.66	13:38:08.009
55 -	1:20.946	0.921	72.95	13:39:28.955
56 -	1:23.026 P	3.001	71.13	13:40:51.981
57 -	2:37.867	1:17.842	37.40	13:43:29.848
58 -	1:23.165	3.140	71.01	13:44:53.013
59 -	1:25.101	5.076	69.39	13:46:18.114
60 -	1:25.523	5.498	69.05	13:47:43.637
61 -	1:22.394	2.369	71.67	13:49:06.031
62 -	1:22.729	2.704	71.38	13:50:28.760
63 -	1:22.394	2.369	71.67	13:51:51.154
64 -	1:22.357	2.332	71.70	13:53:13.511
65 -	1:22.270	2.245	71.78	13:54:35.781
66 -	1:22.652	2.627	71.45	13:55:58.433
67 -	1:22.150	2.125	71.88	13:57:20.583
68 -	1:22.355	2.330	71.70	13:58:42.938
69 -	1:29.284	9.259	66.14	14:00:12.222
70 -	1:25.213	5.188	69.30	14:01:37.435
71 -	2:50.700	1:30.675	34.59	14:04:28.135
72 -	1:42.804	22.779	57.44	14:06:10.939
73 -	1:22.548	2.523	71.54	14:07:33.487
74 -	1:23.248	3.223	70.94	14:08:56.735
75 -	1:21.550	1.525	72.41	14:10:18.285
76 -	1:22.432	2.407	71.64	14:11:40.717
77 -	1:21.949	1.924	72.06	14:13:02.666
78 -	1:22.295	2.270	71.76	14:14:24.961
79 -	1:22.341	2.316	71.72	14:15:47.302
80 -	1:24.092	4.067	70.22	14:17:11.394
81 -	1:22.268	2.243	71.78	14:18:33.662
82 -	1:21.972	1.947	72.04	14:19:55.634
83 -	1:21.999	1.974	72.02	14:21:17.633
84 -	1:22.835	2.810	71.29	14:22:40.468
85 -	1:21.745	1.720	72.24	14:24:02.213
86 -	1:21.220	1.195	72.71	14:25:23.433
87 -	1:21.480	1.455	72.47	14:26:44.913
88 -	1:23.342	3.317	70.86	14:28:08.255
89 -	1:22.446	2.421	71.63	14:29:30.701
90 -	1:21.707	1.682	72.27	14:30:52.408
91 -	1:21.481	1.456	72.47	14:32:13.889
92 -	1:21.224	1.199	72.70	14:33:35.113
93 -	1:20.735	0.710	73.14	14:34:55.848
94 -	1:20.915	0.890	72.98	14:36:16.763
95 -	1:21.130	1.105	72.79	14:37:37.893
96 -	1:22.106	2.081	71.92	14:38:59.999
97 -	1:21.867	1.842	72.13	14:40:21.866
98 -	1:21.530	1.505	72.43	14:41:43.396
99 -	1:21.248	1.223	72.68	14:43:04.644
100 -	1:22.267	2.242	71.78	14:44:26.911
101 -	1:24.245	4.220	70.10	14:45:51.156
102 -	1:21.181	1.156	72.74	14:47:12.337
103 -	1:22.096	2.071	71.93	14:48:34.433
104 -	1:20.951	0.926	72.95	14:49:55.384
105 -	1:23.032	3.007	71.12	14:51:18.416
106 -	1:21.576	1.551	72.39	14:52:39.992
107 -	1:22.519	2.494	71.56	14:54:02.511

P18 22 AFK Racing				
LAP	LAP TIME	DIFF	MPH	TIME OF DAY

1 -	1:25.678	5.653	68.92	12:26:05.178
2 -	1:22.144	2.119	71.89	12:27:27.322
3 -	1:21.722	1.697	72.26	12:28:49.044
4 -	1:21.370	1.345	72.57	12:30:10.414
5 -	1:21.617	1.592	72.35	12:31:32.031
6 -	1:20.749	0.724	73.13	12:32:52.780
7 -	1:21.113	1.088	72.80	12:34:13.893
8 -	1:21.016	0.991	72.89	12:35:34.909
9 -	1:22.295	2.270	71.76	12:36:57.204
10 -	1:21.429	1.404	72.52	12:38:18.633
11 -	1:21.349	1.324	72.59	12:39:39.982
12 -	1:21.202	1.177	72.72	12:41:01.184
13 -	1:21.035	1.010	72.87	12:42:22.219
14 -	1:21.631	1.606	72.34	12:43:43.850
15 -	1:21.218	1.193	72.71	12:45:05.068
16 -	1:21.199	1.174	72.73	12:46:26.267
17 -	1:21.568	1.543	72.40	12:47:47.835
18 -	1:21.556	1.531	72.41	12:49:09.391
19 -	1:21.612	1.587	72.36	12:50:31.003
20 -	1:21.394	1.369	72.55	12:51:52.397
21 -	1:21.434	1.409	72.52	12:53:13.831
22 -	1:21.359	1.334	72.58	12:54:35.190
23 -	1:21.065	1.040	72.85	12:55:56.255
24 -	1:21.854	1.829	72.14	12:57:18.109
25 -	1:21.196	1.171	72.73	12:58:39.305
26 -	1:21.263	1.238	72.67	13:00:00.568
27 -	1:21.450	1.425	72.50	13:01:22.018
28 -	1:21.319	1.294	72.62	13:02:43.337
29 -	1:21.551	1.526	72.41	13:04:04.888
30 -	1:21.170	1.145	72.75	13:05:26.058
31 -	1:21.370	1.345	72.57	13:06:47.428
32 -	1:21.739	1.714	72.25	13:08:09.167
33 -	1:20.753	0.728	73.13	13:09:29.920
34 -	1:21.225	1.200	72.70	13:10:51.145
35 -	1:21.166	1.141	72.76	13:12:12.311
36 -	1:21.157	1.132	72.76	13:13:33.468
37 -	1:21.623	1.598	72.35	13:14:55.091
38 -	1:21.326	1.301	72.61	13:16:16.417
39 -	1:22.682	2.657	71.42	13:17:39.099
40 -	1:21.924	1.899	72.08	13:19:01.023
41 -	1:21.905	1.880	72.10	13:20:22.928

2024 MSV Trackdays Enduro KA Series

RACE 13 - LAP ANALYSIS

DIFF = Difference To Personal Best Lap

108 -	1:25.583	P	5.558	69.00	14:55:28.094
109 -	4:09.975		2:49.950	23.62	14:59:38.069
110 -	1:21.427		1.402	72.52	15:00:59.496
111 -	1:21.485		1.460	72.47	15:02:20.981
112 -	1:21.127		1.102	72.79	15:03:42.108
113 -	1:21.409		1.384	72.54	15:05:03.517
114 -	1:21.267		1.242	72.66	15:06:24.784
115 -	1:20.760		0.735	73.12	15:07:45.544
116 -	1:20.759		0.734	73.12	15:09:06.303
117 -	1:21.082		1.057	72.83	15:10:27.385
118 -	1:21.153		1.128	72.77	15:11:48.538
119 -	1:20.951		0.926	72.95	15:13:09.489
120 -	1:20.951		0.926	72.95	15:14:30.440
121 -	1:21.438		1.413	72.51	15:15:51.878
122 -	1:21.477		1.452	72.48	15:17:13.355
123 -	1:21.923		1.898	72.08	15:18:35.278
124 -	1:21.517		1.492	72.44	15:19:56.795
125 -	1:21.363		1.338	72.58	15:21:18.158
126 -	1:21.702		1.677	72.28	15:22:39.860
127 -	1:21.506		1.481	72.45	15:24:01.366
128 -	1:21.702		1.677	72.28	15:25:23.068
129 -	1:21.224		1.199	72.70	15:26:44.292
130 -	1:20.896		0.871	73.00	15:28:05.188
131 -	1:21.080		1.055	72.83	15:29:26.268
132 -	1:21.022		0.997	72.88	15:30:47.290
133 -	1:21.128		1.103	72.79	15:32:08.418
134 -	1:20.768		0.743	73.11	15:33:29.186
135 -	1:21.232		1.207	72.70	15:34:50.418
136 -	1:20.706		0.681	73.17	15:36:11.124
137 -	1:20.771		0.746	73.11	15:37:31.895
138 -	1:21.238		1.213	72.69	15:38:53.133
139 -	1:21.122		1.097	72.79	15:40:14.255
140 -	1:21.009		0.984	72.90	15:41:35.264
141 -	1:21.427		1.402	72.52	15:42:56.691
142 -	1:20.882		0.857	73.01	15:44:17.573
143 -	1:20.468	(3)	0.443	73.39	15:45:38.041
144 -	1:21.727		1.702	72.26	15:46:59.768
145 -	1:21.561		1.536	72.40	15:48:21.329
146 -	1:23.720		3.695	70.54	15:49:45.049
147 -	1:21.174		1.149	72.75	15:51:06.223
148 -	1:20.491		0.466	73.37	15:52:26.714
149 -	1:20.025	(1)		73.79	15:53:46.739
150 -	1:20.532		0.507	73.33	15:55:07.271
151 -	1:20.864		0.839	73.03	15:56:28.135
152 -	1:20.972		0.947	72.93	15:57:49.107
153 -	1:21.108		1.083	72.81	15:59:10.215
154 -	1:20.601		0.576	73.27	16:00:30.816
155 -	1:20.331	(2)	0.306	73.51	16:01:51.147
156 -	1:20.813		0.788	73.07	16:03:11.960
157 -	1:20.924		0.899	72.97	16:04:32.884
158 -	1:21.125		1.100	72.79	16:05:54.009
159 -	1:21.575		1.550	72.39	16:07:15.584
160 -	1:22.752		2.727	71.36	16:08:38.336
161 -	1:22.635		2.610	71.46	16:10:00.971
162 -	1:21.361		1.336	72.58	16:11:22.332
163 -	1:21.593		1.568	72.37	16:12:43.925
164 -	1:25.326	P	5.301	69.21	16:14:09.251
165 -	4:00.059		2:40.034	24.60	16:18:09.310
166 -	1:23.965		3.940	70.33	16:19:33.275
167 -	1:25.131		5.106	69.37	16:20:58.406
168 -	1:24.395		4.370	69.97	16:22:22.801
169 -	1:23.111		3.086	71.05	16:23:45.912
170 -	1:23.034		3.009	71.12	16:25:08.946
171 -	1:22.549		2.524	71.54	16:26:31.495
172 -	1:22.950		2.925	71.19	16:27:54.445
173 -	1:24.091		4.066	70.22	16:29:18.536

DIFF = Difference To Personal Best Lap

174 -	1:23.579	3.554	70.65	16:30:42.115
175 -	1:23.448	3.423	70.77	16:32:05.563
176 -	1:23.270	3.245	70.92	16:33:28.833
177 -	1:22.688	2.663	71.42	16:34:51.521
178 -	1:22.453	2.428	71.62	16:36:13.974
179 -	1:22.485	2.460	71.59	16:37:36.459
180 -	1:22.335	2.310	71.72	16:38:58.794
181 -	1:22.340	2.315	71.72	16:40:21.134
182 -	1:22.840	2.815	71.29	16:41:43.974
183 -	1:23.207	3.182	70.97	16:43:07.181
184 -	1:24.339	4.314	70.02	16:44:31.520
185 -	1:22.759	2.734	71.35	16:45:54.279
186 -	1:24.169	4.144	70.16	16:47:18.448
187 -	1:22.506	2.481	71.57	16:48:40.954
188 -	1:23.712	3.687	70.54	16:50:04.666
189 -	1:22.204	2.179	71.84	16:51:26.870
190 -	1:22.275	2.250	71.77	16:52:49.145
191 -	1:22.498	2.473	71.58	16:54:11.643
192 -	1:22.379	2.354	71.68	16:55:34.022
193 -	1:22.796	2.771	71.32	16:56:56.818
194 -	1:22.365	2.340	71.70	16:58:19.183
195 -	1:21.836	1.811	72.16	16:59:41.019
196 -	1:23.076	3.051	71.08	17:01:04.095
197 -	1:22.711	2.686	71.40	17:02:26.806
198 -	1:22.254	2.229	71.79	17:03:49.060
199 -	1:22.297	2.272	71.76	17:05:11.357
200 -	1:22.367	2.342	71.69	17:06:33.724
201 -	1:21.857	1.832	72.14	17:07:55.581
202 -	1:22.523	2.498	71.56	17:09:18.104
203 -	1:21.572	1.547	72.39	17:10:39.676
204 -	1:23.153	3.128	71.02	17:12:02.829
205 -	1:22.364	2.339	71.70	17:13:25.193
206 -	1:22.441	2.416	71.63	17:14:47.634
207 -	1:22.003	1.978	72.01	17:16:09.637
208 -	1:23.023	2.998	71.13	17:17:32.660
209 -	1:22.341	2.316	71.72	17:18:55.001
210 -	1:22.101	2.076	71.93	17:20:17.102
211 -	1:23.295	3.270	70.90	17:21:40.397
212 -	1:22.000	1.975	72.02	17:23:02.397
213 -	1:22.652	2.627	71.45	17:24:25.049
214 -	1:23.444	3.419	70.77	17:25:48.493

P19 96 Poorsche Karrera Motorsport				
LAP	LAP TIME	DIFF	MPH	TIME OF DAY
1 -	1:35.824	16.186	61.62	12:26:15.324
2 -	1:25.353	5.715	69.19	12:27:40.677
3 -	1:22.937	3.299	71.20	12:29:03.614
4 -	1:22.321	2.683	71.73	12:30:25.935
5 -	1:21.916	2.278	72.09	12:31:47.851
6 -	1:22.802	3.164	71.32	12:33:10.653
7 -	1:21.541	1.903	72.42	12:34:32.194
8 -	1:21.910	2.272	72.09	12:35:54.104
9 -	1:21.798	2.160	72.19	12:37:15.902
10 -	1:21.963	2.325	72.05	12:38:37.865
11 -	1:21.996	2.358	72.02	12:39:59.861
12 -	1:20.614	0.976	73.25	12:41:20.475
13 -	1:21.786	2.148	72.20	12:42:42.261
14 -	1:20.946	1.308	72.95	12:44:03.207
15 -	1:21.525	1.887	72.43	12:45:24.732
16 -	1:21.224	1.586	72.70	12:46:45.956
17 -	1:21.044	1.406	72.86	12:48:07.000
18 -	1:21.463	1.825	72.49	12:49:28.463
19 -	1:22.317	2.679	71.74	12:50:50.780
20 -	1:21.814	2.176	72.18	12:52:12.594
21 -	1:21.710	2.072	72.27	12:53:34.304

2024 MSV Trackdays Enduro KA Series

RACE 13 - LAP ANALYSIS

DIFF = Difference To Personal Best Lap

22 -	1:22.037	2.399	71.98	12:54:56.341
23 -	1:22.130	2.492	71.90	12:56:18.471
24 -	1:21.517	1.879	72.44	12:57:39.988
25 -	1:21.927	2.289	72.08	12:59:01.915
26 -	1:21.146	1.508	72.77	13:00:23.061
27 -	1:21.060	1.422	72.85	13:01:44.121
28 -	1:21.552	1.914	72.41	13:03:05.673
29 -	1:21.656	2.018	72.32	13:04:27.329
30 -	1:21.231	1.593	72.70	13:05:48.560
31 -	1:20.719	1.081	73.16	13:07:09.279
32 -	1:21.483	1.845	72.47	13:08:30.762
33 -	1:21.343	1.705	72.60	13:09:52.105
34 -	1:21.925	2.287	72.08	13:11:14.030
35 -	1:21.147	1.509	72.77	13:12:35.177
36 -	1:20.848	1.210	73.04	13:13:56.025
37 -	1:20.710	1.072	73.17	13:15:16.735
38 -	1:22.597	2.959	71.49	13:16:39.332
39 -	1:21.529	1.891	72.43	13:18:00.861
40 -	1:21.404	1.766	72.54	13:19:22.265
41 -	1:21.257	1.619	72.67	13:20:43.522
42 -	1:20.918	1.280	72.98	13:22:04.440
43 -	1:22.142	2.504	71.89	13:23:26.582
44 -	1:21.530	1.892	72.43	13:24:48.112
45 -	1:23.541 P	3.903	70.69	13:26:11.653
46 -	2:50.719	1:31.081	34.59	13:29:02.372
47 -	1:21.750	2.112	72.24	13:30:24.122
48 -	1:21.126	1.488	72.79	13:31:45.248
49 -	1:21.569	1.931	72.40	13:33:06.817
50 -	1:21.227	1.589	72.70	13:34:28.044
51 -	1:21.931	2.293	72.08	13:35:49.975
52 -	1:21.205	1.567	72.72	13:37:11.180
53 -	1:21.444	1.806	72.51	13:38:32.624
54 -	1:21.321	1.683	72.62	13:39:53.945
55 -	1:21.334	1.696	72.61	13:41:15.279
56 -	1:21.605	1.967	72.36	13:42:36.884
57 -	1:21.387	1.749	72.56	13:43:58.271
58 -	1:22.003	2.365	72.01	13:45:20.274
59 -	1:23.278	3.640	70.91	13:46:43.552
60 -	1:22.711	3.073	71.40	13:48:06.263
61 -	1:21.867	2.229	72.13	13:49:28.130
62 -	1:21.166	1.528	72.76	13:50:49.296
63 -	1:19.785	0.147	74.01	13:52:09.081
64 -	1:19.941	0.303	73.87	13:53:29.022
65 -	1:20.103	0.465	73.72	13:54:49.125
66 -	1:19.922	0.284	73.89	13:56:09.047
67 -	1:20.455	0.817	73.40	13:57:29.502
68 -	1:25.055	5.417	69.43	13:58:54.557
69 -	1:26.528	6.890	68.25	14:00:21.085
70 -	1:24.385	4.747	69.98	14:01:45.470
71 -	2:43.768	1:24.130	36.06	14:04:29.238
72 -	1:42.285	22.647	57.73	14:06:11.523
73 -	1:21.271	1.633	72.66	14:07:32.794
74 -	1:22.198	2.560	71.84	14:08:54.992
75 -	1:20.687	1.049	73.19	14:10:15.679
76 -	1:20.311	0.673	73.53	14:11:35.990
77 -	1:20.910	1.272	72.99	14:12:56.900
78 -	1:21.283	1.645	72.65	14:14:18.183
79 -	1:21.139	1.501	72.78	14:15:39.322
80 -	1:21.095	1.457	72.82	14:17:00.417
81 -	1:21.147	1.509	72.77	14:18:21.564
82 -	1:21.058	1.420	72.85	14:19:42.622
83 -	1:24.824 P	5.186	69.62	14:21:07.446
84 -	6:21.089	5:01.451	15.49	14:27:28.535
85 -	1:23.225	3.587	70.96	14:28:51.760
86 -	1:23.126	3.488	71.04	14:30:14.886
87 -	1:20.997	1.359	72.91	14:31:35.883

DIFF = Difference To Personal Best Lap

88 -	1:21.381	1.743	72.56	14:32:57.264
89 -	1:20.988	1.350	72.92	14:34:18.252
90 -	1:21.380	1.742	72.56	14:35:39.632
91 -	1:21.420	1.782	72.53	14:37:01.052
92 -	1:22.245	2.607	71.80	14:38:23.297
93 -	1:21.770	2.132	72.22	14:39:45.067
94 -	1:21.434	1.796	72.52	14:41:06.501
95 -	1:21.444	1.806	72.51	14:42:27.945
96 -	1:21.589	1.951	72.38	14:43:49.534
97 -	1:22.328	2.690	71.73	14:45:11.862
98 -	1:21.152	1.514	72.77	14:46:33.014
99 -	1:23.342	3.704	70.86	14:47:56.356
100 -	1:21.816	2.178	72.18	14:49:18.172
101 -	1:22.125	2.487	71.91	14:50:40.297
102 -	1:21.163	1.525	72.76	14:52:01.460
103 -	1:21.242	1.604	72.69	14:53:22.702
104 -	1:21.531	1.893	72.43	14:54:44.233
105 -	1:21.360	1.722	72.58	14:56:05.593
106 -	1:21.188	1.550	72.74	14:57:26.781
107 -	1:21.940	2.302	72.07	14:58:48.721
108 -	1:21.085	1.447	72.83	15:00:09.806
109 -	1:21.338	1.700	72.60	15:01:31.144
110 -	1:21.481	1.843	72.47	15:02:52.625
111 -	1:22.670	3.032	71.43	15:04:15.295
112 -	1:23.465	3.827	70.75	15:05:38.760
113 -	1:21.182	1.544	72.74	15:06:59.942
114 -	1:21.767	2.129	72.22	15:08:21.709
115 -	1:21.035	1.397	72.87	15:09:42.744
116 -	1:21.087	1.449	72.83	15:11:03.831
117 -	1:20.885	1.247	73.01	15:12:24.716
118 -	1:22.064	2.426	71.96	15:13:46.780
119 -	1:20.914	1.276	72.98	15:15:07.694
120 -	1:20.374	0.736	73.47	15:16:28.068
121 -	1:20.034	0.396	73.78	15:17:48.102
122 -	1:20.632	0.994	73.24	15:19:08.734
123 -	1:20.865	1.227	73.03	15:20:29.599
124 -	1:24.334	4.696	70.02	15:21:53.933
125 -	1:33.522 P	13.884	63.14	15:23:27.455
126 -	5:03.726	3:44.088	19.44	15:28:31.181
127 -	1:21.368	1.730	72.57	15:29:52.549
128 -	1:21.191	1.553	72.73	15:31:13.740
129 -	1:21.107	1.469	72.81	15:32:34.847
130 -	1:20.954	1.316	72.95	15:33:55.801
131 -	1:20.578	0.940	73.29	15:35:16.379
132 -	1:20.416	0.778	73.43	15:36:36.795
133 -	1:20.213	0.575	73.62	15:37:57.008
134 -	1:20.793	1.155	73.09	15:39:17.801
135 -	1:21.854	2.216	72.14	15:40:39.655
136 -	1:20.953	1.315	72.95	15:42:00.608
137 -	1:21.228	1.590	72.70	15:43:21.836
138 -	1:20.333	0.695	73.51	15:44:42.169
139 -	1:20.972	1.334	72.93	15:46:03.141
140 -	1:20.905	1.267	72.99	15:47:24.046
141 -	1:20.865	1.227	73.03	15:48:44.911
142 -	1:21.108	1.470	72.81	15:50:06.019
143 -	1:20.541	0.903	73.32	15:51:26.560
144 -	1:20.576	0.938	73.29	15:52:47.136
145 -	1:20.798	1.160	73.09	15:54:07.934
146 -	1:20.862	1.224	73.03	15:55:28.796
147 -	1:20.823	1.185	73.06	15:56:49.619
148 -	1:21.008	1.370	72.90	15:58:10.627
149 -	1:21.452	1.814	72.50	15:59:32.079
150 -	1:21.231	1.593	72.70	16:00:53.310
151 -	1:21.247	1.609	72.68	16:02:14.557
152 -	1:20.836	1.198	73.05	16:03:35.393
153 -	1:21.798	2.160	72.19	16:04:57.191

2024 MSV Trackdays Enduro KA Series

RACE 13 - LAP ANALYSIS

DIFF = Difference To Personal Best Lap

154 -	1:21.018	1.380	72.89	16:06:18.209
155 -	1:20.793	1.155	73.09	16:07:39.002
156 -	1:21.319	1.681	72.62	16:09:00.321
157 -	1:21.385	1.747	72.56	16:10:21.706
158 -	1:21.606	1.968	72.36	16:11:43.312
159 -	1:21.463	1.825	72.49	16:13:04.775
160 -	1:20.509	0.871	73.35	16:14:25.284
161 -	1:21.131	1.493	72.79	16:15:46.415
162 -	1:22.027	2.389	71.99	16:17:08.442
163 -	1:21.491	1.853	72.47	16:18:29.933
164 -	1:21.122	1.484	72.79	16:19:51.055
165 -	1:21.368	1.730	72.57	16:21:12.423
166 -	1:21.812 P	2.174	72.18	16:22:34.235
167 -	2:53.998	1:34.360	33.94	16:25:28.233
168 -	1:22.300	2.662	71.75	16:26:50.533
169 -	1:20.948	1.310	72.95	16:28:11.481
170 -	1:20.834	1.196	73.05	16:29:32.315
171 -	1:20.694	1.056	73.18	16:30:53.009
172 -	1:21.021	1.383	72.89	16:32:14.030
173 -	1:21.614	1.976	72.36	16:33:35.644
174 -	1:22.837	3.199	71.29	16:34:58.481
175 -	1:23.727	4.089	70.53	16:36:22.208
176 -	1:21.761	2.123	72.23	16:37:43.969
177 -	1:20.742	1.104	73.14	16:39:04.711
178 -	1:21.409	1.771	72.54	16:40:26.120
179 -	1:23.426	3.788	70.78	16:41:49.546
180 -	1:19.960	0.322	73.85	16:43:09.506
181 -	1:20.627	0.989	73.24	16:44:30.133
182 -	1:20.610	0.972	73.26	16:45:50.743
183 -	1:20.756	1.118	73.12	16:47:11.499
184 -	1:20.270	0.632	73.57	16:48:31.769
185 -	1:21.630	1.992	72.34	16:49:53.399
186 -	1:20.290	0.652	73.55	16:51:13.689
187 -	1:21.076	1.438	72.84	16:52:34.765
188 -	1:20.861	1.223	73.03	16:53:55.626
189 -	1:19.707 (3)	0.069	74.09	16:55:15.333
190 -	1:19.638 (1)		74.15	16:56:34.971
191 -	1:19.671 (2)	0.033	74.12	16:57:54.642
192 -	1:20.187	0.549	73.64	16:59:14.829
193 -	1:20.466	0.828	73.39	17:00:35.295
194 -	1:20.841	1.203	73.05	17:01:56.136
195 -	1:20.909	1.271	72.99	17:03:17.045
196 -	1:20.529	0.891	73.33	17:04:37.574
197 -	1:20.292	0.654	73.55	17:05:57.866
198 -	1:21.206	1.568	72.72	17:07:19.072
199 -	1:20.420	0.782	73.43	17:08:39.492
200 -	1:20.530	0.892	73.33	17:10:00.022
201 -	1:20.288	0.650	73.55	17:11:20.310
202 -	1:20.359	0.721	73.49	17:12:40.669
203 -	1:24.333	4.695	70.02	17:14:05.002
204 -	1:20.405	0.767	73.44	17:15:25.407
205 -	1:21.189	1.551	72.73	17:16:46.596
206 -	1:21.872	2.234	72.13	17:18:08.468
207 -	1:20.738	1.100	73.14	17:19:29.206
208 -	1:20.373	0.735	73.47	17:20:49.579
209 -	1:21.504	1.866	72.45	17:22:11.083
210 -	1:20.867	1.229	73.02	17:23:31.950
211 -	1:22.274	2.636	71.78	17:24:54.224

DIFF = Difference To Personal Best Lap

5 -	1:22.461	1.857	71.61	12:31:36.393
6 -	1:21.298	0.694	72.64	12:32:57.691
7 -	1:21.849	1.245	72.15	12:34:19.540
8 -	1:21.421	0.817	72.53	12:35:40.961
9 -	1:21.900	1.296	72.10	12:37:02.861
10 -	1:22.082	1.478	71.94	12:38:24.943
11 -	1:22.619	2.015	71.48	12:39:47.562
12 -	1:22.351	1.747	71.71	12:41:09.913
13 -	1:21.354	0.750	72.59	12:42:31.267
14 -	1:22.059	1.455	71.96	12:43:53.326
15 -	1:22.266	1.662	71.78	12:45:15.592
16 -	1:21.779	1.175	72.21	12:46:37.371
17 -	1:21.762	1.158	72.22	12:47:59.133
18 -	1:21.399	0.795	72.55	12:49:20.532
19 -	1:21.601	0.997	72.37	12:50:42.133
20 -	1:22.095	1.491	71.93	12:52:04.228
21 -	1:21.746	1.142	72.24	12:53:25.974
22 -	1:21.771	1.167	72.22	12:54:47.745
23 -	1:22.096	1.492	71.93	12:56:09.841
24 -	1:21.857	1.253	72.14	12:57:31.698
25 -	1:21.891	1.287	72.11	12:58:53.589
26 -	1:22.222	1.618	71.82	13:00:15.811
27 -	1:22.282	1.678	71.77	13:01:38.093
28 -	1:22.004	1.400	72.01	13:03:00.097
29 -	1:21.694	1.090	72.29	13:04:21.791
30 -	1:21.612	1.008	72.36	13:05:43.403
31 -	1:22.279	1.675	71.77	13:07:05.682
32 -	1:22.643	2.039	71.45	13:08:28.325
33 -	1:21.981	1.377	72.03	13:09:50.306
34 -	1:21.950	1.346	72.06	13:11:12.256
35 -	1:21.560	0.956	72.40	13:12:33.816
36 -	1:21.155	0.551	72.77	13:13:54.971
37 -	1:21.637	1.033	72.34	13:15:16.608
38 -	1:23.088	2.484	71.07	13:16:39.696
39 -	1:22.031	1.427	71.99	13:18:01.727
40 -	1:21.262	0.658	72.67	13:19:22.989
41 -	1:21.198	0.594	72.73	13:20:44.187
42 -	1:21.503	0.899	72.45	13:22:05.690
43 -	1:22.733	2.129	71.38	13:23:28.423
44 -	1:21.218	0.614	72.71	13:24:49.641
45 -	1:21.716	1.112	72.27	13:26:11.357
46 -	1:21.340	0.736	72.60	13:27:32.697
47 -	1:21.562	0.958	72.40	13:28:54.259
48 -	1:27.863 P	7.259	67.21	13:30:22.122
49 -	3:54.925	2:34.321	25.13	13:34:17.047
50 -	1:22.966	2.362	71.18	13:35:40.013
51 -	1:21.918	1.314	72.09	13:37:01.931
52 -	1:21.857	1.253	72.14	13:38:23.788
53 -	1:22.357	1.753	71.70	13:39:46.145
54 -	1:22.655	2.051	71.44	13:41:08.800
55 -	1:23.392	2.788	70.81	13:42:32.192
56 -	1:23.430	2.826	70.78	13:43:55.622
57 -	1:23.911	3.307	70.38	13:45:19.533
58 -	1:24.604	4.000	69.80	13:46:44.137
59 -	1:24.653	4.049	69.76	13:48:08.790
60 -	1:22.510	1.906	71.57	13:49:31.300
61 -	1:22.490	1.886	71.59	13:50:53.790
62 -	1:22.405	1.801	71.66	13:52:16.195
63 -	1:23.790	3.186	70.48	13:53:39.985
64 -	1:21.811	1.207	72.18	13:55:01.796
65 -	1:22.246	1.642	71.80	13:56:24.042
66 -	1:22.236	1.632	71.81	13:57:46.278
67 -	1:23.335	2.731	70.86	13:59:09.613
68 -	2:05.194	44.590	47.17	14:01:14.807
69 -	3:01.052	1:40.448	32.61	14:04:15.859
70 -	1:41.267	20.663	58.31	14:05:57.126

P20 1 Burton Power Racing

LAP	LAP TIME	DIFF	MPH	TIME OF DAY
1 -	1:28.249	7.645	66.91	12:26:07.749
2 -	1:21.308	0.704	72.63	12:27:29.057
3 -	1:22.391	1.787	71.67	12:28:51.448
4 -	1:22.484	1.880	71.59	12:30:13.932

2024 MSV Trackdays Enduro KA Series

RACE 13 - LAP ANALYSIS

DIFF = Difference To Personal Best Lap

71 -	1:22.378	1.774	71.68	14:07:19.504
72 -	1:22.470	1.866	71.60	14:08:41.974
73 -	1:23.241	2.637	70.94	14:10:05.215
74 -	1:24.498	3.894	69.89	14:11:29.713
75 -	1:21.586	0.982	72.38	14:12:51.299
76 -	1:22.427	1.823	71.64	14:14:13.726
77 -	1:22.155	1.551	71.88	14:15:35.881
78 -	1:23.051	2.447	71.10	14:16:58.932
79 -	1:21.945	1.341	72.06	14:18:20.877
80 -	1:22.646	2.042	71.45	14:19:43.523
81 -	1:22.048	1.444	71.97	14:21:05.571
82 -	1:21.411	0.807	72.54	14:22:26.982
83 -	1:21.974	1.370	72.04	14:23:48.956
84 -	1:22.120	1.516	71.91	14:25:11.076
85 -	1:21.965	1.361	72.05	14:26:33.041
86 -	1:21.640	1.036	72.33	14:27:54.681
87 -	1:21.895	1.291	72.11	14:29:16.576
88 -	1:22.220	1.616	71.82	14:30:38.796
89 -	1:23.098	2.494	71.06	14:32:01.894
90 -	1:21.260	0.656	72.67	14:33:23.154
91 -	1:21.680	1.076	72.30	14:34:44.834
92 -	1:21.963	1.359	72.05	14:36:06.797
93 -	1:21.741	1.137	72.24	14:37:28.538
94 -	1:21.950	1.346	72.06	14:38:50.488
95 -	1:21.394	0.790	72.55	14:40:11.882
96 -	1:21.870	1.266	72.13	14:41:33.752
97 -	1:21.504	0.900	72.45	14:42:55.256
98 -	1:22.725	2.121	71.38	14:44:17.981
99 -	1:22.040	1.436	71.98	14:45:40.021
100 -	1:22.185	1.581	71.85	14:47:02.206
101 -	1:21.392	0.788	72.55	14:48:23.598
102 -	1:21.610	1.006	72.36	14:49:45.208
103 -	1:21.438	0.834	72.51	14:51:06.646
104 -	1:21.666	1.062	72.31	14:52:28.312
105 -	1:21.278	0.674	72.66	14:53:49.590
106 -	1:21.376	0.772	72.57	14:55:10.966
107 -	1:21.758	1.154	72.23	14:56:32.724
108 -	1:21.215	0.611	72.71	14:57:53.939
109 -	1:21.124	0.520	72.79	14:59:15.063
110 -	1:21.156	0.552	72.76	15:00:36.219
111 -	1:21.128	0.524	72.79	15:01:57.347
112 -	1:22.760	2.156	71.35	15:03:20.107
113 -	1:22.255	1.651	71.79	15:04:42.362
114 -	1:21.537	0.933	72.42	15:06:03.899
115 -	1:21.670	1.066	72.31	15:07:25.569
116 -	1:23.038	2.434	71.12	15:08:48.607
117 -	1:21.505	0.901	72.45	15:10:10.112
118 -	1:21.518	0.914	72.44	15:11:31.630
119 -	1:21.114	0.510	72.80	15:12:52.744
120 -	1:21.620	1.016	72.35	15:14:14.364
121 -	1:21.351	0.747	72.59	15:15:35.715
122 -	1:20.801 (3)	0.197	73.08	15:16:56.516
123 -	1:21.403	0.799	72.54	15:18:17.919
124 -	1:21.981	1.377	72.03	15:19:39.900
125 -	1:21.337	0.733	72.60	15:21:01.237
126 -	1:22.194	1.590	71.85	15:22:23.431
127 -	1:30.978	10.374	64.91	15:23:54.409
128 -	1:21.601	0.997	72.37	15:25:16.010
129 -	1:21.482	0.878	72.47	15:26:37.492
130 -	1:21.526	0.922	72.43	15:27:59.018
131 -	1:23.923 P	3.319	70.37	15:29:22.941
132 -	6:14.475	4:53.871	15.77	15:35:37.416
133 -	1:23.291	2.687	70.90	15:37:00.707
134 -	1:24.686	4.082	69.73	15:38:25.393
135 -	1:23.419	2.815	70.79	15:39:48.812
136 -	1:22.692	2.088	71.41	15:41:11.504

DIFF = Difference To Personal Best Lap

137 -	1:22.940	2.336	71.20	15:42:34.444
138 -	1:22.772	2.168	71.34	15:43:57.216
139 -	1:22.822	2.218	71.30	15:45:20.038
140 -	1:22.518	1.914	71.56	15:46:42.556
141 -	1:23.839	3.235	70.44	15:48:06.395
142 -	1:22.581	1.977	71.51	15:49:28.976
143 -	1:22.019	1.415	72.00	15:50:50.995
144 -	1:21.900	1.296	72.10	15:52:12.895
145 -	1:23.099	2.495	71.06	15:53:35.994
146 -	1:22.683	2.079	71.42	15:54:58.677
147 -	1:23.021	2.417	71.13	15:56:21.698
148 -	1:22.995	2.391	71.15	15:57:44.693
149 -	1:22.640	2.036	71.46	15:59:07.333
150 -	1:21.836	1.232	72.16	16:00:29.169
151 -	1:22.593	1.989	71.50	16:01:51.762
152 -	1:23.061	2.457	71.10	16:03:14.823
153 -	1:22.288	1.684	71.76	16:04:37.111
154 -	1:22.339	1.735	71.72	16:05:59.450
155 -	1:22.445	1.841	71.63	16:07:21.895
156 -	1:22.579	1.975	71.51	16:08:44.474
157 -	1:23.028	2.424	71.12	16:10:07.502
158 -	1:22.667	2.063	71.43	16:11:30.169
159 -	1:22.622	2.018	71.47	16:12:52.791
160 -	1:24.037	3.433	70.27	16:14:16.828
161 -	1:22.078	1.474	71.95	16:15:38.906
162 -	1:22.384	1.780	71.68	16:17:01.290
163 -	1:22.880	2.276	71.25	16:18:24.170
164 -	1:22.818	2.214	71.30	16:19:46.988
165 -	1:22.590	1.986	71.50	16:21:09.578
166 -	1:22.430	1.826	71.64	16:22:32.008
167 -	1:22.756	2.152	71.36	16:23:54.764
168 -	1:21.864	1.260	72.13	16:25:16.628
169 -	1:21.461	0.857	72.49	16:26:38.089
170 -	1:22.201	1.597	71.84	16:28:00.290
171 -	1:23.065	2.461	71.09	16:29:23.355
172 -	1:22.433	1.829	71.64	16:30:45.788
173 -	1:22.282	1.678	71.77	16:32:08.070
174 -	1:22.256	1.652	71.79	16:33:30.326
175 -	1:21.826	1.222	72.17	16:34:52.152
176 -	1:22.222	1.618	71.82	16:36:14.374
177 -	1:22.526	1.922	71.56	16:37:36.900
178 -	1:22.328	1.724	71.73	16:38:59.228
179 -	1:22.343	1.739	71.72	16:40:21.571
180 -	1:22.884	2.280	71.25	16:41:44.455
181 -	1:22.443	1.839	71.63	16:43:06.898
182 -	1:23.289	2.685	70.90	16:44:30.187
183 -	1:21.681	1.077	72.30	16:45:51.868
184 -	1:21.982	1.378	72.03	16:47:13.850
185 -	1:21.914	1.310	72.09	16:48:35.764
186 -	1:22.948	2.344	71.19	16:49:58.712
187 -	1:21.793	1.189	72.20	16:51:20.505
188 -	1:21.657	1.053	72.32	16:52:42.162
189 -	1:27.174 P	6.570	67.74	16:54:09.336
190 -	2:44.908	1:24.304	35.81	16:56:54.244
191 -	1:20.604 (1)		73.26	16:58:14.848
192 -	1:21.610	1.006	72.36	16:59:36.458
193 -	1:21.162	0.558	72.76	17:00:57.620
194 -	1:21.477	0.873	72.48	17:02:19.097
195 -	1:21.354	0.750	72.59	17:03:40.451
196 -	1:21.295	0.691	72.64	17:05:01.746
197 -	1:21.147	0.543	72.77	17:06:22.893
198 -	1:21.093	0.489	72.82	17:07:43.986
199 -	1:21.011	0.407	72.89	17:09:04.997
200 -	1:20.855	0.251	73.04	17:10:25.852
201 -	1:21.370	0.766	72.57	17:11:47.222
202 -	1:22.134	1.530	71.90	17:13:09.356

2024 MSV Trackdays Enduro KA Series

RACE 13 - LAP ANALYSIS

DIFF = Difference To Personal Best Lap

203 -	1:21.329	0.725	72.61	17:14:30.685
204 -	1:21.067	0.463	72.84	17:15:51.752
205 -	1:21.992	1.388	72.02	17:17:13.744
206 -	1:21.119	0.515	72.80	17:18:34.863
207 -	1:20.770 (2)	0.166	73.11	17:19:55.633
208 -	1:21.423	0.819	72.53	17:21:17.056
209 -	1:21.736	1.132	72.25	17:22:38.792
210 -	1:22.187	1.583	71.85	17:24:00.979
211 -	1:21.784	1.180	72.21	17:25:22.763

DIFF = Difference To Personal Best Lap

54 -	1:22.376	3.025	71.69	13:42:11.894
55 -	1:21.763	2.412	72.22	13:43:33.657
56 -	1:20.831	1.480	73.06	13:44:54.488
57 -	1:22.175	2.824	71.86	13:46:16.663
58 -	1:23.107	3.756	71.06	13:47:39.770
59 -	1:21.035	1.684	72.87	13:49:00.805
60 -	1:20.916	1.565	72.98	13:50:21.721
61 -	1:21.018	1.667	72.89	13:51:42.739
62 -	1:20.613	1.262	73.25	13:53:03.352
63 -	1:21.311	1.960	72.63	13:54:24.663
64 -	1:21.329	1.978	72.61	13:55:45.992
65 -	1:20.810	1.459	73.08	13:57:06.802
66 -	1:20.844	1.493	73.05	13:58:27.646
67 -	1:25.055	5.704	69.43	13:59:52.701
68 -	1:31.907	12.556	64.25	14:01:24.608
69 -	2:57.923	1:38.572	33.19	14:04:22.531
70 -	1:42.786	23.435	57.45	14:06:05.317
71 -	1:22.329	2.978	71.73	14:07:27.646
72 -	1:21.496	2.145	72.46	14:08:49.142
73 -	1:21.532	2.181	72.43	14:10:10.674
74 -	1:20.783	1.432	73.10	14:11:31.457
75 -	1:20.432	1.081	73.42	14:12:51.889
76 -	1:21.406	2.055	72.54	14:14:13.295
77 -	1:21.150	1.799	72.77	14:15:34.445
78 -	1:21.771	2.420	72.22	14:16:56.216
79 -	1:21.496	2.145	72.46	14:18:17.712
80 -	1:21.075	1.724	72.84	14:19:38.787
81 -	1:20.633	1.282	73.24	14:20:59.420
82 -	1:23.173	3.822	71.00	14:22:22.593
83 -	1:22.560	3.209	71.53	14:23:45.153
84 -	1:22.379	3.028	71.68	14:25:07.532
85 -	1:20.878	1.527	73.01	14:26:28.410
86 -	1:21.302	1.951	72.63	14:27:49.712
87 -	1:20.536	1.185	73.32	14:29:10.248
88 -	1:21.586	2.235	72.38	14:30:31.834
89 -	1:20.542	1.191	73.32	14:31:52.376
90 -	1:20.504	1.153	73.35	14:33:12.880
91 -	1:20.725	1.374	73.15	14:34:33.605
92 -	1:20.590	1.239	73.28	14:35:54.195
93 -	1:20.647	1.296	73.22	14:37:14.842
94 -	1:20.933	1.582	72.96	14:38:35.775
95 -	1:22.029	2.678	71.99	14:39:57.804
96 -	1:22.598	3.247	71.49	14:41:20.402
97 -	1:24.546 P	5.195	69.85	14:42:44.948
98 -	5:47.107	4:27.756	17.01	14:48:32.055
99 -	1:22.792	3.441	71.33	14:49:54.847
100 -	1:22.684	3.333	71.42	14:51:17.531
101 -	1:21.979	2.628	72.03	14:52:39.510
102 -	1:22.564	3.213	71.52	14:54:02.074
103 -	1:21.288	1.937	72.65	14:55:23.362
104 -	1:22.023	2.672	72.00	14:56:45.385
105 -	1:21.731	2.380	72.25	14:58:07.116
106 -	1:22.481	3.130	71.60	14:59:29.597
107 -	1:22.730	3.379	71.38	15:00:52.327
108 -	1:22.284	2.933	71.77	15:02:14.611
109 -	1:22.192	2.841	71.85	15:03:36.803
110 -	1:22.135	2.784	71.90	15:04:58.938
111 -	1:22.839	3.488	71.29	15:06:21.777
112 -	1:23.021	3.670	71.13	15:07:44.798
113 -	1:22.424	3.073	71.64	15:09:07.222
114 -	1:22.573	3.222	71.52	15:10:29.795
115 -	1:22.817	3.466	71.30	15:11:52.612
116 -	1:21.940	2.589	72.07	15:13:14.552
117 -	1:21.888	2.537	72.11	15:14:36.440
118 -	1:22.624	3.273	71.47	15:15:59.064
119 -	1:22.717	3.366	71.39	15:17:21.781

P21 95 WKD Motorsport				
LAP	LAP TIME	DIFF	MPH	TIME OF DAY
1 -	1:29.000	9.649	66.35	12:26:08.500
2 -	1:22.294	2.943	71.76	12:27:30.794
3 -	1:23.817	4.466	70.45	12:28:54.611
4 -	1:23.286	3.935	70.90	12:30:17.897
5 -	1:22.287	2.936	71.76	12:31:40.184
6 -	1:22.917	3.566	71.22	12:33:03.101
7 -	1:22.743	3.392	71.37	12:34:25.844
8 -	1:22.516	3.165	71.56	12:35:48.360
9 -	1:23.200	3.849	70.98	12:37:11.560
10 -	1:22.638	3.287	71.46	12:38:34.198
11 -	1:22.799	3.448	71.32	12:39:56.997
12 -	1:23.458	4.107	70.76	12:41:20.455
13 -	1:22.978	3.627	71.17	12:42:43.433
14 -	1:23.028	3.677	71.12	12:44:06.461
15 -	1:21.867	2.516	72.13	12:45:28.328
16 -	1:23.256	3.905	70.93	12:46:51.584
17 -	1:23.012	3.661	71.14	12:48:14.596
18 -	1:23.186	3.835	70.99	12:49:37.782
19 -	1:22.774	3.423	71.34	12:51:00.556
20 -	1:23.407	4.056	70.80	12:52:23.963
21 -	1:23.427	4.076	70.78	12:53:47.390
22 -	1:22.822	3.471	71.30	12:55:10.212
23 -	1:23.439	4.088	70.77	12:56:33.651
24 -	1:23.409	4.058	70.80	12:57:57.060
25 -	1:23.589	4.238	70.65	12:59:20.649
26 -	1:23.931	4.580	70.36	13:00:44.580
27 -	1:24.123	4.772	70.20	13:02:08.703
28 -	1:24.082	4.731	70.23	13:03:32.785
29 -	1:23.021	3.670	71.13	13:04:55.806
30 -	1:23.922	4.571	70.37	13:06:19.728
31 -	1:23.708	4.357	70.55	13:07:43.436
32 -	1:24.541	5.190	69.85	13:09:07.977
33 -	1:23.751	4.400	70.51	13:10:31.728
34 -	1:23.246	3.895	70.94	13:11:54.974
35 -	1:28.460 P	9.109	66.76	13:13:23.434
36 -	4:17.198	2:57.847	22.96	13:17:40.632
37 -	1:22.040	2.689	71.98	13:19:02.672
38 -	1:21.312	1.961	72.62	13:20:23.984
39 -	1:20.917	1.566	72.98	13:21:44.901
40 -	1:22.459	3.108	71.61	13:23:07.360
41 -	1:22.299	2.948	71.75	13:24:29.659
42 -	1:24.492	5.141	69.89	13:25:54.151
43 -	1:21.313	1.962	72.62	13:27:15.464
44 -	1:22.421	3.070	71.65	13:28:37.885
45 -	1:22.050	2.699	71.97	13:29:59.935
46 -	1:20.907	1.556	72.99	13:31:20.842
47 -	1:21.095	1.744	72.82	13:32:41.937
48 -	1:21.270	1.919	72.66	13:34:03.207
49 -	1:21.783	2.432	72.21	13:35:24.990
50 -	1:21.177	1.826	72.75	13:36:46.167
51 -	1:21.332	1.981	72.61	13:38:07.499
52 -	1:21.209	1.858	72.72	13:39:28.708
53 -	1:20.810	1.459	73.08	13:40:49.518

2024 MSV Trackdays Enduro KA Series

RACE 13 - LAP ANALYSIS

DIFF = Difference To Personal Best Lap

120 -	1:22.946	3.595	71.19	15:18:44.727
121 -	1:22.436	3.085	71.63	15:20:07.163
122 -	1:22.981	3.630	71.16	15:21:30.144
123 -	1:22.847	3.496	71.28	15:22:52.991
124 -	1:20.894	1.543	73.00	15:24:13.885
125 -	1:21.700	2.349	72.28	15:25:35.585
126 -	1:22.608	3.257	71.49	15:26:58.193
127 -	1:23.089	3.738	71.07	15:28:21.282
128 -	1:28.143 P	8.792	67.00	15:29:49.425
129 -	6:28.412	5:09.061	15.20	15:36:17.837
130 -	1:20.484	1.133	73.37	15:37:38.321
131 -	1:20.970	1.619	72.93	15:38:59.291
132 -	1:20.638	1.287	73.23	15:40:19.929
133 -	1:20.272	0.921	73.57	15:41:40.201
134 -	1:19.973	0.622	73.84	15:43:00.174
135 -	1:19.965	0.614	73.85	15:44:20.139
136 -	1:19.848	0.497	73.96	15:45:39.987
137 -	1:20.210	0.859	73.62	15:47:00.197
138 -	1:20.081	0.730	73.74	15:48:20.278
139 -	1:21.263	1.912	72.67	15:49:41.541
140 -	1:20.385	1.034	73.46	15:51:01.926
141 -	1:20.526	1.175	73.33	15:52:22.452
142 -	1:20.108	0.757	73.72	15:53:42.560
143 -	1:20.598	1.247	73.27	15:55:03.158
144 -	1:20.262	0.911	73.57	15:56:23.420
145 -	1:20.257	0.906	73.58	15:57:43.677
146 -	1:20.407	1.056	73.44	15:59:04.084
147 -	1:20.539	1.188	73.32	16:00:24.623
148 -	1:20.467	1.116	73.39	16:01:45.090
149 -	1:20.704	1.353	73.17	16:03:05.794
150 -	1:20.450	1.099	73.40	16:04:26.244
151 -	1:20.597	1.246	73.27	16:05:46.841
152 -	1:20.836	1.485	73.05	16:07:07.677
153 -	1:20.278	0.927	73.56	16:08:27.955
154 -	1:20.484	1.133	73.37	16:09:48.439
155 -	1:19.968	0.617	73.85	16:11:08.407
156 -	1:19.679	0.328	74.11	16:12:28.086
157 -	1:21.092	1.741	72.82	16:13:49.178
158 -	1:22.175	2.824	71.86	16:15:11.353
159 -	1:20.176	0.825	73.65	16:16:31.529
160 -	1:19.845	0.494	73.96	16:17:51.374
161 -	1:20.396	1.045	73.45	16:19:11.770
162 -	1:20.111	0.760	73.71	16:20:31.881
163 -	1:20.220	0.869	73.61	16:21:52.101
164 -	1:19.843	0.492	73.96	16:23:11.944
165 -	1:19.506	0.155	74.27	16:24:31.450
166 -	1:20.059	0.708	73.76	16:25:51.509
167 -	1:19.486 (3)	0.135	74.29	16:27:10.995
168 -	1:19.743	0.392	74.05	16:28:30.738
169 -	1:21.113	1.762	72.80	16:29:51.851
170 -	1:19.885	0.534	73.92	16:31:11.736
171 -	1:19.997	0.646	73.82	16:32:31.733
172 -	1:19.975	0.624	73.84	16:33:51.708
173 -	1:19.422 (2)	0.071	74.35	16:35:11.130
174 -	1:20.241	0.890	73.59	16:36:31.371
175 -	1:20.351	1.000	73.49	16:37:51.722
176 -	1:20.724	1.373	73.15	16:39:12.446
177 -	1:20.071	0.720	73.75	16:40:32.517
178 -	1:20.500	1.149	73.36	16:41:53.017
179 -	1:20.227	0.876	73.61	16:43:13.244
180 -	1:20.042	0.691	73.78	16:44:33.286
181 -	1:19.993	0.642	73.82	16:45:53.279
182 -	1:19.940	0.589	73.87	16:47:13.219
183 -	1:19.351 (1)		74.42	16:48:32.570
184 -	1:21.824	2.473	72.17	16:49:54.394
185 -	1:20.157	0.806	73.67	16:51:14.551

DIFF = Difference To Personal Best Lap

186 -	1:19.680	0.329	74.11	16:52:34.231
187 -	1:20.193	0.842	73.64	16:53:54.424
188 -	1:20.210	0.859	73.62	16:55:14.634
189 -	1:19.953	0.602	73.86	16:56:34.587
190 -	1:19.809	0.458	73.99	16:57:54.396
191 -	1:20.089	0.738	73.73	16:59:14.485
192 -	1:19.921	0.570	73.89	17:00:34.406
193 -	1:20.462	1.111	73.39	17:01:54.868
194 -	1:20.163	0.812	73.67	17:03:15.031
195 -	1:20.152	0.801	73.68	17:04:35.183
196 -	1:20.241	0.890	73.59	17:05:55.424
197 -	1:20.236	0.885	73.60	17:07:15.660
198 -	1:20.206	0.855	73.63	17:08:35.866
199 -	1:20.239	0.888	73.60	17:09:56.105
200 -	1:20.321	0.970	73.52	17:11:16.426
201 -	1:20.128	0.777	73.70	17:12:36.554
202 -	1:22.466	3.115	71.61	17:13:59.020
203 -	1:20.157	0.806	73.67	17:15:19.177
204 -	1:19.996	0.645	73.82	17:16:39.173
205 -	1:20.288	0.937	73.55	17:17:59.461
206 -	1:20.135	0.784	73.69	17:19:19.596
207 -	1:20.032	0.681	73.79	17:20:39.628
208 -	1:19.829	0.478	73.97	17:21:59.457
209 -	1:20.150	0.799	73.68	17:23:19.607
210 -	1:19.690	0.339	74.10	17:24:39.297
211 -	1:19.868	0.517	73.94	17:25:59.165

P22 7 G&B Finch Racing				
LAP	LAP TIME	DIFF	MPH	TIME OF DAY
1 -	1:26.647	5.815	68.15	12:26:06.147
2 -	1:22.496	1.664	71.58	12:27:28.643
3 -	1:22.944	2.112	71.20	12:28:51.587
4 -	1:22.902	2.070	71.23	12:30:14.489
5 -	1:22.125	1.293	71.91	12:31:36.614
6 -	1:21.725	0.893	72.26	12:32:58.339
7 -	1:23.365	2.533	70.84	12:34:21.704
8 -	1:22.301	1.469	71.75	12:35:44.005
9 -	1:22.255	1.423	71.79	12:37:06.260
10 -	1:22.556	1.724	71.53	12:38:28.816
11 -	1:23.051	2.219	71.10	12:39:51.867
12 -	1:22.347	1.515	71.71	12:41:14.214
13 -	1:22.184	1.352	71.85	12:42:36.398
14 -	1:21.886	1.054	72.12	12:43:58.284
15 -	1:22.507	1.675	71.57	12:45:20.791
16 -	1:23.502	2.670	70.72	12:46:44.293
17 -	1:21.891	1.059	72.11	12:48:06.184
18 -	1:22.349	1.517	71.71	12:49:28.533
19 -	1:23.818	2.986	70.45	12:50:52.351
20 -	1:21.935	1.103	72.07	12:52:14.286
21 -	1:22.117	1.285	71.91	12:53:36.403
22 -	1:21.874	1.042	72.13	12:54:58.277
23 -	1:21.776	0.944	72.21	12:56:20.053
24 -	1:21.921	1.089	72.08	12:57:41.974
25 -	1:21.869	1.037	72.13	12:59:03.843
26 -	1:21.836	1.004	72.16	13:00:25.679
27 -	1:22.079	1.247	71.95	13:01:47.758
28 -	1:21.577	0.745	72.39	13:03:09.335
29 -	1:21.760	0.928	72.23	13:04:31.095
30 -	1:21.644	0.812	72.33	13:05:52.739
31 -	1:21.809	0.977	72.18	13:07:14.548
32 -	1:21.461	0.629	72.49	13:08:36.009
33 -	1:21.482	0.650	72.47	13:09:57.491
34 -	1:21.558	0.726	72.41	13:11:19.049
35 -	1:21.890	1.058	72.11	13:12:40.939
36 -	1:22.318	1.486	71.74	13:14:03.257

2024 MSV Trackdays Enduro KA Series

RACE 13 - LAP ANALYSIS

DIFF = Difference To Personal Best Lap

37 -	1:21.626	0.794	72.35	13:15:24.883
38 -	1:22.296	1.464	71.76	13:16:47.179
39 -	1:22.552	1.720	71.53	13:18:09.731
40 -	1:22.231	1.399	71.81	13:19:31.962
41 -	1:22.450	1.618	71.62	13:20:54.412
42 -	1:22.373	1.541	71.69	13:22:16.785
43 -	1:22.403	1.571	71.66	13:23:39.188
44 -	1:22.491	1.659	71.59	13:25:01.679
45 -	1:26.344	5.512	68.39	13:26:28.023
46 -	1:21.753	0.921	72.23	13:27:49.776
47 -	1:22.193	1.361	71.85	13:29:11.969
48 -	1:22.549	1.717	71.54	13:30:34.518
49 -	1:22.305	1.473	71.75	13:31:56.823
50 -	1:22.684	1.852	71.42	13:33:19.507
51 -	1:21.030 (3)	0.198	72.88	13:34:40.537
52 -	1:21.873	1.041	72.13	13:36:02.410
53 -	1:21.457	0.625	72.50	13:37:23.867
54 -	1:22.257	1.425	71.79	13:38:46.124
55 -	1:23.027	2.195	71.12	13:40:09.151
56 -	1:21.710	0.878	72.27	13:41:30.861
57 -	1:21.435	0.603	72.52	13:42:52.296
58 -	1:21.772	0.940	72.22	13:44:14.068
59 -	1:21.184	0.352	72.74	13:45:35.252
60 -	1:22.108	1.276	71.92	13:46:57.360
61 -	1:20.865 (2)	0.033	73.03	13:48:18.225
62 -	1:21.775	0.943	72.21	13:49:40.000
63 -	1:21.702	0.870	72.28	13:51:01.702
64 -	1:21.779	0.947	72.21	13:52:23.481
65 -	1:21.832	1.000	72.16	13:53:45.313
66 -	1:21.967	1.135	72.04	13:55:07.280
67 -	1:21.633	0.801	72.34	13:56:28.913
68 -	1:21.716	0.884	72.27	13:57:50.629
69 -	1:25.965 P	5.133	68.69	13:59:16.594
70 -	5:26.822	4:05.990	18.06	14:04:43.417
71 -	1:47.056	26.224	55.16	14:06:30.473
72 -	1:25.198	4.366	69.31	14:07:55.671
73 -	1:25.225	4.393	69.29	14:09:20.896
74 -	1:23.875	3.043	70.41	14:10:44.771
75 -	1:23.762	2.930	70.50	14:12:08.533
76 -	1:23.109	2.277	71.05	14:13:31.642
77 -	1:23.193	2.361	70.98	14:14:54.835
78 -	1:22.729	1.897	71.38	14:16:17.564
79 -	1:22.598	1.766	71.49	14:17:40.162
80 -	1:22.618	1.786	71.48	14:19:02.780
81 -	1:22.546	1.714	71.54	14:20:25.326
82 -	1:22.489	1.657	71.59	14:21:47.815
83 -	1:22.280	1.448	71.77	14:23:10.095
84 -	1:22.030	1.198	71.99	14:24:32.125
85 -	1:22.051	1.219	71.97	14:25:54.176
86 -	1:22.834	2.002	71.29	14:27:17.010
87 -	1:22.644	1.812	71.45	14:28:39.654
88 -	1:24.301	3.469	70.05	14:30:03.955
89 -	1:22.744	1.912	71.37	14:31:26.699
90 -	1:22.968	2.136	71.18	14:32:49.667
91 -	1:22.479	1.647	71.60	14:34:12.146
92 -	1:21.899	1.067	72.10	14:35:34.045
93 -	1:22.775	1.943	71.34	14:36:56.820
94 -	1:21.150	0.318	72.77	14:38:17.970
95 -	1:22.199	1.367	71.84	14:39:40.169
96 -	1:21.941	1.109	72.07	14:41:02.110
97 -	1:22.580	1.748	71.51	14:42:24.690
98 -	1:22.362	1.530	71.70	14:43:47.052
99 -	1:23.229	2.397	70.95	14:45:10.281
100 -	1:22.408	1.576	71.66	14:46:32.689
101 -	1:24.227	3.395	70.11	14:47:56.916
102 -	1:24.903	4.071	69.55	14:49:21.819

DIFF = Difference To Personal Best Lap

103 -	1:22.765	1.933	71.35	14:50:44.584
104 -	1:23.446	2.614	70.77	14:52:08.030
105 -	1:22.808	1.976	71.31	14:53:30.838
106 -	1:22.767	1.935	71.35	14:54:53.605
107 -	1:23.167	2.335	71.00	14:56:16.772
108 -	1:23.100	2.268	71.06	14:57:39.872
109 -	1:23.565	2.733	70.67	14:59:03.437
110 -	1:23.574	2.742	70.66	15:00:27.011
111 -	1:24.475	3.643	69.91	15:01:51.486
112 -	1:23.391	2.559	70.81	15:03:14.877
113 -	1:23.722	2.890	70.53	15:04:38.599
114 -	1:23.887	3.055	70.40	15:06:02.486
115 -	1:22.815	1.983	71.31	15:07:25.301
116 -	1:22.835	2.003	71.29	15:08:48.136
117 -	1:22.851	2.019	71.28	15:10:10.987
118 -	1:23.019	2.187	71.13	15:11:34.006
119 -	1:25.079	4.247	69.41	15:12:59.085
120 -	1:23.974	3.142	70.32	15:14:23.059
121 -	1:23.758	2.926	70.50	15:15:46.817
122 -	1:23.227	2.395	70.95	15:17:10.044
123 -	1:23.663	2.831	70.58	15:18:33.707
124 -	1:24.200	3.368	70.13	15:19:57.907
125 -	1:25.954	5.122	68.70	15:21:23.861
126 -	1:25.203	4.371	69.31	15:22:49.064
127 -	1:27.679	6.847	67.35	15:24:16.743
128 -	1:23.493	2.661	70.73	15:25:40.236
129 -	1:25.224	4.392	69.29	15:27:05.460
130 -	1:24.324	3.492	70.03	15:28:29.784
131 -	1:23.910	3.078	70.38	15:29:53.694
132 -	1:23.137	2.305	71.03	15:31:16.831
133 -	1:23.474	2.642	70.74	15:32:40.305
134 -	1:23.698	2.866	70.55	15:34:04.003
135 -	1:23.993	3.161	70.31	15:35:27.996
136 -	1:24.895	4.063	69.56	15:36:52.891
137 -	1:23.876	3.044	70.40	15:38:16.767
138 -	1:23.939	3.107	70.35	15:39:40.706
139 -	1:28.293 P	7.461	66.88	15:41:08.999
140 -	6:27.654	5:06.822	15.23	15:47:36.654
141 -	1:23.304	2.472	70.89	15:48:59.958
142 -	1:23.360	2.528	70.84	15:50:23.318
143 -	1:22.537	1.705	71.55	15:51:45.855
144 -	1:23.212	2.380	70.97	15:53:09.067
145 -	1:23.381	2.549	70.82	15:54:32.448
146 -	1:24.252	3.420	70.09	15:55:56.700
147 -	1:22.268	1.436	71.78	15:57:18.968
148 -	1:22.039	1.207	71.98	15:58:41.007
149 -	1:22.280	1.448	71.77	16:00:03.287
150 -	1:21.794	0.962	72.20	16:01:25.081
151 -	1:22.719	1.887	71.39	16:02:47.800
152 -	1:22.275	1.443	71.77	16:04:10.075
153 -	1:22.464	1.632	71.61	16:05:32.539
154 -	1:22.605	1.773	71.49	16:06:55.144
155 -	1:22.161	1.329	71.87	16:08:17.305
156 -	1:22.834	2.002	71.29	16:09:40.139
157 -	1:23.465	2.633	70.75	16:11:03.604
158 -	1:22.021	1.189	72.00	16:12:25.625
159 -	1:22.268	1.436	71.78	16:13:47.893
160 -	1:23.456	2.624	70.76	16:15:11.349
161 -	1:22.171	1.339	71.87	16:16:33.520
162 -	1:22.379	1.547	71.68	16:17:55.899
163 -	1:22.958	2.126	71.18	16:19:18.857
164 -	1:22.464	1.632	71.61	16:20:41.321
165 -	1:22.716	1.884	71.39	16:22:04.037
166 -	1:22.915	2.083	71.22	16:23:26.952
167 -	1:23.960	3.128	70.33	16:24:50.912
168 -	1:22.041	1.209	71.98	16:26:12.953

2024 MSV Trackdays Enduro KA Series

RACE 13 - LAP ANALYSIS

DIFF = Difference To Personal Best Lap

169 -	1:23.006	2.174	71.14	16:27:35.959
170 -	1:22.569	1.737	71.52	16:28:58.528
171 -	1:22.313	1.481	71.74	16:30:20.841
172 -	1:22.046	1.214	71.97	16:31:42.887
173 -	1:21.659	0.827	72.32	16:33:04.546
174 -	1:22.440	1.608	71.63	16:34:26.986
175 -	1:22.626	1.794	71.47	16:35:49.612
176 -	1:22.217	1.385	71.83	16:37:11.829
177 -	1:22.101	1.269	71.93	16:38:33.930
178 -	1:22.411	1.579	71.66	16:39:56.341
179 -	1:22.865	2.033	71.26	16:41:19.206
180 -	1:23.067	2.235	71.09	16:42:42.273
181 -	1:22.392	1.560	71.67	16:44:04.665
182 -	1:22.232	1.400	71.81	16:45:26.897
183 -	1:22.876	2.044	71.25	16:46:49.773
184 -	1:23.233	2.401	70.95	16:48:13.006
185 -	1:22.713	1.881	71.39	16:49:35.719
186 -	1:22.604	1.772	71.49	16:50:58.323
187 -	1:22.883	2.051	71.25	16:52:21.206
188 -	1:22.857	2.025	71.27	16:53:44.063
189 -	1:23.011	2.179	71.14	16:55:07.074
190 -	1:22.530	1.698	71.55	16:56:29.604
191 -	1:22.193	1.361	71.85	16:57:51.797
192 -	1:23.117	2.285	71.05	16:59:14.914
193 -	1:22.958	2.126	71.18	17:00:37.872
194 -	1:27.369 P	6.537	67.59	17:02:05.241
195 -	3:37.171	2:16.339	27.19	17:05:42.413
196 -	1:23.487	2.655	70.73	17:07:05.900
197 -	1:22.412	1.580	71.66	17:08:28.312
198 -	1:21.993	1.161	72.02	17:09:50.305
199 -	1:21.754	0.922	72.23	17:11:12.059
200 -	1:21.717	0.885	72.26	17:12:33.776
201 -	1:22.263	1.431	71.79	17:13:56.039
202 -	1:22.068	1.236	71.96	17:15:18.107
203 -	1:21.701	0.869	72.28	17:16:39.808
204 -	1:20.832 (1)		73.06	17:18:00.640
205 -	1:21.261	0.429	72.67	17:19:21.901
206 -	1:21.572	0.740	72.39	17:20:43.473
207 -	1:21.032	0.200	72.88	17:22:04.505
208 -	1:21.784	0.952	72.21	17:23:26.289
209 -	1:21.441	0.609	72.51	17:24:47.730
210 -	1:21.168	0.336	72.75	17:26:08.898

DIFF = Difference To Personal Best Lap

21 -	1:21.435	0.876	72.52	12:53:31.123
22 -	1:21.005	0.446	72.90	12:54:52.128
23 -	1:23.206	2.647	70.97	12:56:15.334
24 -	1:21.516	0.957	72.44	12:57:36.850
25 -	1:22.762	2.203	71.35	12:58:59.612
26 -	1:22.448	1.889	71.62	13:00:22.060
27 -	1:22.664	2.105	71.44	13:01:44.724
28 -	1:22.138	1.579	71.89	13:03:06.862
29 -	1:22.013	1.454	72.00	13:04:28.875
30 -	1:21.664	1.105	72.31	13:05:50.539
31 -	1:21.959	1.400	72.05	13:07:12.498
32 -	1:22.303	1.744	71.75	13:08:34.801
33 -	1:22.056	1.497	71.97	13:09:56.857
34 -	1:21.328	0.769	72.61	13:11:18.185
35 -	1:22.438	1.879	71.63	13:12:40.623
36 -	1:22.804	2.245	71.32	13:14:03.427
37 -	1:21.684	1.125	72.29	13:15:25.111
38 -	1:22.008	1.449	72.01	13:16:47.119
39 -	1:22.887	2.328	71.24	13:18:10.006
40 -	1:22.213	1.654	71.83	13:19:32.219
41 -	1:33.259	12.700	63.32	13:21:05.478
42 -	1:22.136	1.577	71.90	13:22:27.614
43 -	1:21.552	0.993	72.41	13:23:49.166
44 -	1:22.191	1.632	71.85	13:25:11.357
45 -	1:22.310	1.751	71.74	13:26:33.667
46 -	1:21.422	0.863	72.53	13:27:55.089
47 -	1:21.427	0.868	72.52	13:29:16.516
48 -	1:22.609	2.050	71.48	13:30:39.125
49 -	1:22.204	1.645	71.84	13:32:01.329
50 -	1:20.793	0.234	73.09	13:33:22.122
51 -	1:21.458	0.899	72.49	13:34:43.580
52 -	1:22.975	2.416	71.17	13:36:06.555
53 -	1:22.111	1.552	71.92	13:37:28.666
54 -	1:21.735	1.176	72.25	13:38:50.401
55 -	1:28.909 P	8.350	66.42	13:40:19.310
56 -	3:38.918	2:18.359	26.97	13:43:58.228
57 -	1:25.173	4.614	69.33	13:45:23.401
58 -	1:28.443	7.884	66.77	13:46:51.844
59 -	1:25.603	5.044	68.98	13:48:17.447
60 -	1:24.534	3.975	69.86	13:49:41.981
61 -	1:24.423	3.864	69.95	13:51:06.404
62 -	1:24.081	3.522	70.23	13:52:30.485
63 -	1:23.709	3.150	70.54	13:53:54.194
64 -	1:23.685	3.126	70.57	13:55:17.879
65 -	1:23.398	2.839	70.81	13:56:41.277
66 -	1:22.996	2.437	71.15	13:58:04.273
67 -	1:25.111	4.552	69.38	13:59:29.384
68 -	1:47.976	27.417	54.69	14:01:17.360
69 -	2:59.497	1:38.938	32.90	14:04:16.857
70 -	1:41.598	21.039	58.12	14:05:58.455
71 -	1:24.266	3.707	70.08	14:07:22.721
72 -	1:22.801	2.242	71.32	14:08:45.522
73 -	1:24.262	3.703	70.08	14:10:09.784
74 -	1:24.039	3.480	70.27	14:11:33.823
75 -	1:24.975	4.416	69.49	14:12:58.798
76 -	1:22.749	2.190	71.36	14:14:21.547
77 -	1:22.604	2.045	71.49	14:15:44.151
78 -	1:22.498	1.939	71.58	14:17:06.649
79 -	1:23.162	2.603	71.01	14:18:29.811
80 -	1:27.162	6.603	67.75	14:19:56.973
81 -	1:22.133	1.574	71.90	14:21:19.106
82 -	1:22.733	2.174	71.38	14:22:41.839
83 -	1:22.860	2.301	71.27	14:24:04.699
84 -	1:22.272	1.713	71.78	14:25:26.971
85 -	1:22.562	2.003	71.53	14:26:49.533
86 -	1:22.634	2.075	71.46	14:28:12.167

P23 74 Orkasport

LAP	LAP TIME	DIFF	MPH	TIME OF DAY
1 -	1:29.796	9.237	65.76	12:26:09.296
2 -	1:23.306	2.747	70.89	12:27:32.602
3 -	1:21.674	1.115	72.30	12:28:54.276
4 -	1:22.095	1.536	71.93	12:30:16.371
5 -	1:21.352	0.793	72.59	12:31:37.723
6 -	1:20.816	0.257	73.07	12:32:58.539
7 -	1:22.359	1.800	71.70	12:34:20.898
8 -	1:21.929	1.370	72.08	12:35:42.827
9 -	1:22.151	1.592	71.88	12:37:04.978
10 -	1:23.796	3.237	70.47	12:38:28.774
11 -	1:23.246	2.687	70.94	12:39:52.020
12 -	1:22.356	1.797	71.70	12:41:14.376
13 -	1:21.464	0.905	72.49	12:42:35.840
14 -	1:21.703	1.144	72.28	12:43:57.543
15 -	1:21.891	1.332	72.11	12:45:19.434
16 -	1:21.734	1.175	72.25	12:46:41.168
17 -	1:22.359	1.800	71.70	12:48:03.527
18 -	1:22.110	1.551	71.92	12:49:25.637
19 -	1:22.134	1.575	71.90	12:50:47.771
20 -	1:21.917	1.358	72.09	12:52:09.688

2024 MSV Trackdays Enduro KA Series

RACE 13 - LAP ANALYSIS

DIFF = Difference To Personal Best Lap

87 -	1:22.138	1.579	71.89	14:29:34.305
88 -	1:22.436	1.877	71.63	14:30:56.741
89 -	1:23.018	2.459	71.13	14:32:19.759
90 -	1:22.925	2.366	71.21	14:33:42.684
91 -	1:23.596	3.037	70.64	14:35:06.280
92 -	1:22.656	2.097	71.44	14:36:28.936
93 -	1:22.371	1.812	71.69	14:37:51.307
94 -	1:22.758	2.199	71.36	14:39:14.065
95 -	1:23.181	2.622	70.99	14:40:37.246
96 -	1:22.785	2.226	71.33	14:42:00.031
97 -	1:23.740	3.181	70.52	14:43:23.771
98 -	1:23.809	3.250	70.46	14:44:47.580
99 -	1:24.426	3.867	69.95	14:46:12.006
100 -	1:22.393	1.834	71.67	14:47:34.399
101 -	1:22.668	2.109	71.43	14:48:57.067
102 -	1:22.493	1.934	71.58	14:50:19.560
103 -	1:22.187	1.628	71.85	14:51:41.747
104 -	1:25.595	P 5.036	68.99	14:53:07.342
105 -	4:43.818	3:23.259	20.80	14:57:51.160
106 -	1:22.107	1.548	71.92	14:59:13.267
107 -	1:21.440	0.881	72.51	15:00:34.707
108 -	1:21.478	0.919	72.48	15:01:56.185
109 -	1:21.925	1.366	72.08	15:03:18.110
110 -	1:21.526	0.967	72.43	15:04:39.636
111 -	1:21.514	0.955	72.44	15:06:01.150
112 -	1:22.204	1.645	71.84	15:07:23.354
113 -	1:23.521	2.962	70.70	15:08:46.875
114 -	1:21.035	0.476	72.87	15:10:07.910
115 -	1:21.832	1.273	72.16	15:11:29.742
116 -	1:21.454	0.895	72.50	15:12:51.196
117 -	1:21.818	1.259	72.18	15:14:13.014
118 -	1:22.011	1.452	72.01	15:15:35.025
119 -	1:21.902	1.343	72.10	15:16:56.927
120 -	1:22.481	1.922	71.60	15:18:19.408
121 -	1:21.120	0.561	72.80	15:19:40.528
122 -	1:21.161	0.602	72.76	15:21:01.689
123 -	1:22.686	2.127	71.42	15:22:24.375
124 -	1:30.399	9.840	65.32	15:23:54.774
125 -	1:21.453	0.894	72.50	15:25:16.227
126 -	1:21.834	1.275	72.16	15:26:38.061
127 -	1:21.200	0.641	72.72	15:27:59.261
128 -	1:21.903	1.344	72.10	15:29:21.164
129 -	1:21.511	0.952	72.45	15:30:42.675
130 -	1:21.463	0.904	72.49	15:32:04.138
131 -	1:21.551	0.992	72.41	15:33:25.689
132 -	1:21.196	0.637	72.73	15:34:46.885
133 -	1:21.621	1.062	72.35	15:36:08.506
134 -	1:20.610	(2) 0.051	73.26	15:37:29.116
135 -	1:20.750	(3) 0.191	73.13	15:38:49.866
136 -	1:21.816	1.257	72.18	15:40:11.682
137 -	1:21.532	0.973	72.43	15:41:33.214
138 -	1:21.665	1.106	72.31	15:42:54.879
139 -	1:21.170	0.611	72.75	15:44:16.049
140 -	1:21.033	0.474	72.87	15:45:37.082
141 -	1:22.300	1.741	71.75	15:46:59.382
142 -	1:22.575	2.016	71.51	15:48:21.957
143 -	1:23.470	2.911	70.75	15:49:45.427
144 -	1:21.336	0.777	72.60	15:51:06.763
145 -	1:20.757	0.198	73.12	15:52:27.520
146 -	1:21.035	0.476	72.87	15:53:48.555
147 -	1:21.065	0.506	72.85	15:55:09.620
148 -	1:20.559	(1) 0.638	73.30	15:56:30.179
149 -	1:21.197	0.638	72.73	15:57:51.376
150 -	1:21.814	1.255	72.18	15:59:13.190
151 -	1:22.341	1.782	71.72	16:00:35.531
152 -	1:22.659	2.100	71.44	16:01:58.190

DIFF = Difference To Personal Best Lap

153 -	1:20.830	0.271	73.06	16:03:19.020
154 -	1:21.034	0.475	72.87	16:04:40.054
155 -	1:21.717	1.158	72.26	16:06:01.771
156 -	1:21.791	1.232	72.20	16:07:23.562
157 -	1:23.147	2.588	71.02	16:08:46.709
158 -	1:30.969	P 10.410	64.91	16:10:17.678
159 -	4:59.637	3:39.078	19.70	16:15:17.315
160 -	1:26.033	5.474	68.64	16:16:43.348
161 -	1:24.191	3.632	70.14	16:18:07.539
162 -	1:26.535	5.976	68.24	16:19:34.074
163 -	1:24.742	4.183	69.68	16:20:58.816
164 -	1:26.535	5.976	68.24	16:22:25.351
165 -	1:24.089	3.530	70.23	16:23:49.440
166 -	1:24.114	3.555	70.21	16:25:13.554
167 -	1:23.202	2.643	70.97	16:26:36.756
168 -	1:23.994	3.435	70.31	16:28:00.750
169 -	1:23.906	3.347	70.38	16:29:24.656
170 -	1:22.785	2.226	71.33	16:30:47.441
171 -	1:24.142	3.583	70.18	16:32:11.583
172 -	1:23.382	2.823	70.82	16:33:34.965
173 -	1:24.470	3.911	69.91	16:34:59.435
174 -	1:23.712	3.153	70.54	16:36:23.147
175 -	1:23.396	2.837	70.81	16:37:46.543
176 -	1:24.643	4.084	69.77	16:39:11.186
177 -	1:24.358	3.799	70.00	16:40:35.544
178 -	1:24.038	3.479	70.27	16:41:59.582
179 -	1:24.455	3.896	69.92	16:43:24.037
180 -	1:23.837	3.278	70.44	16:44:47.874
181 -	1:23.436	2.877	70.78	16:46:11.310
182 -	1:23.363	2.804	70.84	16:47:34.673
183 -	1:24.391	3.832	69.97	16:48:59.064
184 -	1:22.980	2.421	71.16	16:50:22.044
185 -	1:22.970	2.411	71.17	16:51:45.014
186 -	1:23.675	3.116	70.57	16:53:08.689
187 -	1:23.719	3.160	70.54	16:54:32.408
188 -	1:23.810	3.251	70.46	16:55:56.218
189 -	1:23.337	2.778	70.86	16:57:19.555
190 -	1:23.466	2.907	70.75	16:58:43.021
191 -	1:23.085	2.526	71.07	17:00:06.106
192 -	1:22.631	2.072	71.47	17:01:28.737
193 -	1:22.713	2.154	71.39	17:02:51.450
194 -	1:22.269	1.710	71.78	17:04:13.719
195 -	1:23.161	2.602	71.01	17:05:36.880
196 -	1:23.320	2.761	70.87	17:07:00.200
197 -	1:23.943	3.384	70.35	17:08:24.143
198 -	1:23.192	2.633	70.98	17:09:47.335
199 -	1:22.579	2.020	71.51	17:11:09.914
200 -	1:23.331	2.772	70.87	17:12:33.245
201 -	1:26.612	6.053	68.18	17:13:59.857
202 -	1:24.853	4.294	69.59	17:15:24.710
203 -	1:22.781	2.222	71.34	17:16:47.491
204 -	1:22.794	2.235	71.32	17:18:10.285
205 -	1:22.568	2.009	71.52	17:19:32.853
206 -	1:22.694	2.135	71.41	17:20:55.547
207 -	1:21.654	1.095	72.32	17:22:17.201
208 -	1:21.934	1.375	72.07	17:23:39.135
209 -	1:22.381	1.822	71.68	17:25:01.516

P24 81 GM Performance				
LAP	LAP TIME	DIFF	MPH	TIME OF DAY
1 -	1:22.498	2.947	71.58	12:26:01.998
2 -	1:22.689	3.138	71.42	12:27:24.687
3 -	1:21.373	1.822	72.57	12:28:46.060
4 -	1:20.776	1.225	73.11	12:30:06.836
5 -	1:20.796	1.245	73.09	12:31:27.632

2024 MSV Trackdays Enduro KA Series

RACE 13 - LAP ANALYSIS

DIFF = Difference To Personal Best Lap

6 -	1:20.692	1.141	73.18	12:32:48.324
7 -	1:20.484	0.933	73.37	12:34:08.808
8 -	1:20.688	1.137	73.19	12:35:29.496
9 -	1:20.907	1.356	72.99	12:36:50.403
10 -	1:21.021	1.470	72.89	12:38:11.424
11 -	1:20.900	1.349	72.99	12:39:32.324
12 -	1:20.946	1.395	72.95	12:40:53.270
13 -	1:21.991	2.440	72.02	12:42:15.261
14 -	1:21.742	2.191	72.24	12:43:37.003
15 -	1:21.173	1.622	72.75	12:44:58.176
16 -	1:20.859	1.308	73.03	12:46:19.035
17 -	1:21.168	1.617	72.75	12:47:40.203
18 -	1:22.147	2.596	71.89	12:49:02.350
19 -	1:19.945	0.394	73.87	12:50:22.295
20 -	1:20.395	0.844	73.45	12:51:42.690
21 -	1:21.212	1.661	72.71	12:53:03.902
22 -	1:20.025	0.474	73.79	12:54:23.927
23 -	1:21.201	1.650	72.72	12:55:45.128
24 -	1:20.599	1.048	73.27	12:57:05.727
25 -	1:20.606	1.055	73.26	12:58:26.333
26 -	1:20.591	1.040	73.27	12:59:46.924
27 -	1:20.881	1.330	73.01	13:01:07.805
28 -	1:20.991	1.440	72.91	13:02:28.796
29 -	1:20.624	1.073	73.24	13:03:49.420
30 -	1:20.344	0.793	73.50	13:05:09.764
31 -	1:20.009	0.458	73.81	13:06:29.773
32 -	1:20.263	0.712	73.57	13:07:50.036
33 -	1:20.163	0.612	73.67	13:09:10.199
34 -	1:20.344	0.793	73.50	13:10:30.543
35 -	1:20.594	1.043	73.27	13:11:51.137
36 -	1:20.665	1.114	73.21	13:13:11.802
37 -	1:20.562	1.011	73.30	13:14:32.364
38 -	1:20.504	0.953	73.35	13:15:52.868
39 -	1:20.137	0.586	73.69	13:17:13.005
40 -	1:20.324	0.773	73.52	13:18:33.329
41 -	1:20.501	0.950	73.36	13:19:53.830
42 -	1:20.370	0.819	73.48	13:21:14.200
43 -	1:20.553	1.002	73.31	13:22:34.753
44 -	1:20.741	1.190	73.14	13:23:55.494
45 -	1:21.009	1.458	72.90	13:25:16.503
46 -	1:20.332	0.781	73.51	13:26:36.835
47 -	1:19.985	0.434	73.83	13:27:56.820
48 -	1:20.331	0.780	73.51	13:29:17.151
49 -	1:20.370	0.819	73.48	13:30:37.521
50 -	1:20.601	1.050	73.27	13:31:58.122
51 -	1:20.516	0.965	73.34	13:33:18.638
52 -	1:20.597	1.046	73.27	13:34:39.235
53 -	1:20.461	0.910	73.39	13:35:59.696
54 -	1:21.388	1.837	72.56	13:37:21.084
55 -	1:24.205	4.654	70.13	13:38:45.289
56 -	1:24.050	4.499	70.26	13:40:09.339
57 -	1:20.480	0.929	73.38	13:41:29.819
58 -	1:20.315	0.764	73.53	13:42:50.134
59 -	1:20.594	1.043	73.27	13:44:10.728
60 -	1:20.646	1.095	73.22	13:45:31.374
61 -	1:20.902	1.351	72.99	13:46:52.276
62 -	1:22.476	2.925	71.60	13:48:14.752
63 -	1:20.629	1.078	73.24	13:49:35.381
64 -	1:20.663	1.112	73.21	13:50:56.044
65 -	1:21.461	1.910	72.49	13:52:17.505
66 -	1:21.186	1.635	72.74	13:53:38.691
67 -	1:20.081	0.530	73.74	13:54:58.772
68 -	1:20.835	1.284	73.05	13:56:19.607
69 -	1:20.979	1.428	72.92	13:57:40.586
70 -	1:23.591	P 4.040	70.64	13:59:04.177
71 -	2:14.185	54.634	44.01	14:01:18.362

DIFF = Difference To Personal Best Lap

72 -	2:59.282	1:39.731	32.94	14:04:17.644
73 -	1:41.047	21.496	58.44	14:05:58.691
74 -	1:20.819	1.268	73.07	14:07:19.510
75 -	1:20.676	1.125	73.20	14:08:40.186
76 -	1:20.249	0.698	73.59	14:10:00.435
77 -	1:20.736	1.185	73.14	14:11:21.171
78 -	1:20.378	0.827	73.47	14:12:41.549
79 -	1:20.556	1.005	73.31	14:14:02.105
80 -	1:20.526	0.975	73.33	14:15:22.631
81 -	1:21.712	2.161	72.27	14:16:44.343
82 -	1:20.945	1.394	72.95	14:18:05.288
83 -	1:20.774	1.223	73.11	14:19:26.062
84 -	1:20.784	1.233	73.10	14:20:46.846
85 -	1:24.102	P 4.551	70.22	14:22:10.948
86 -	3:58.895	2:39.344	24.72	14:26:09.843
87 -	1:21.170	1.619	72.75	14:27:31.013
88 -	1:21.021	1.470	72.89	14:28:52.034
89 -	1:21.278	1.727	72.66	14:30:13.312
90 -	1:20.589	1.038	73.28	14:31:33.901
91 -	1:20.162	0.611	73.67	14:32:54.063
92 -	1:20.601	1.050	73.27	14:34:14.664
93 -	1:20.413	0.862	73.44	14:35:35.077
94 -	1:20.622	1.071	73.25	14:36:55.699
95 -	1:20.216	0.665	73.62	14:38:15.915
96 -	1:20.191	0.640	73.64	14:39:36.106
97 -	1:20.319	0.768	73.52	14:40:56.425
98 -	1:20.421	0.870	73.43	14:42:16.846
99 -	1:20.318	0.767	73.52	14:43:37.164
100 -	1:20.084	0.533	73.74	14:44:57.248
101 -	1:23.012	3.461	71.14	14:46:20.260
102 -	1:20.709	1.158	73.17	14:47:40.969
103 -	1:20.502	0.951	73.36	14:49:01.471
104 -	1:20.464	0.913	73.39	14:50:21.935
105 -	1:20.108	0.557	73.72	14:51:42.043
106 -	1:20.710	1.159	73.17	14:53:02.753
107 -	1:20.068	0.517	73.75	14:54:22.821
108 -	1:20.803	1.252	73.08	14:55:43.624
109 -	1:20.442	0.891	73.41	14:57:04.066
110 -	1:20.162	0.611	73.67	14:58:24.228
111 -	1:20.674	1.123	73.20	14:59:44.902
112 -	1:20.200	0.649	73.63	15:01:05.102
113 -	1:21.011	1.460	72.89	15:02:26.113
114 -	1:20.388	0.837	73.46	15:03:46.501
115 -	1:20.141	0.590	73.69	15:05:06.642
116 -	1:20.066	0.515	73.76	15:06:26.708
117 -	1:20.098	0.547	73.73	15:07:46.806
118 -	1:20.356	0.805	73.49	15:09:07.162
119 -	1:20.461	0.910	73.39	15:10:27.623
120 -	1:20.553	1.002	73.31	15:11:48.176
121 -	1:19.551	(1)	74.23	15:13:07.727
122 -	1:20.157	0.606	73.67	15:14:27.884
123 -	1:20.960	1.409	72.94	15:15:48.844
124 -	1:23.214	3.663	70.96	15:17:12.058
125 -	1:19.893	0.342	73.91	15:18:31.951
126 -	1:20.676	1.125	73.20	15:19:52.627
127 -	1:20.425	0.874	73.43	15:21:13.052
128 -	1:23.290	3.739	70.90	15:22:36.342
129 -	1:30.186	P 10.635	65.48	15:24:06.528
130 -	4:57.429	3:37.878	19.85	15:29:03.957
131 -	1:21.064	1.513	72.85	15:30:25.021
132 -	1:20.706	1.155	73.17	15:31:45.727
133 -	1:20.650	1.099	73.22	15:33:06.377
134 -	1:20.612	1.061	73.26	15:34:26.989
135 -	1:21.313	1.762	72.62	15:35:48.302
136 -	1:21.946	2.395	72.06	15:37:10.248
137 -	1:21.842	2.291	72.15	15:38:32.090

2024 MSV Trackdays Enduro KA Series

RACE 13 - LAP ANALYSIS

DIFF = Difference To Personal Best Lap

138 -	1:20.727	1.176	73.15	15:39:52.817
139 -	1:20.804	1.253	73.08	15:41:13.621
140 -	1:20.858	1.307	73.03	15:42:34.479
141 -	1:20.822	1.271	73.07	15:43:55.301
142 -	1:20.687	1.136	73.19	15:45:15.988
143 -	1:20.625	1.074	73.24	15:46:36.613
144 -	1:21.692	2.141	72.29	15:47:58.305
145 -	1:20.178	0.627	73.65	15:49:18.483
146 -	1:20.445	0.894	73.41	15:50:38.928
147 -	1:20.517	0.966	73.34	15:51:59.445
148 -	1:20.384	0.833	73.46	15:53:19.829
149 -	1:20.536	0.985	73.32	15:54:40.365
150 -	1:20.829	1.278	73.06	15:56:01.194
151 -	1:20.204	0.653	73.63	15:57:21.398
152 -	1:20.014	0.463	73.80	15:58:41.412
153 -	1:20.275	0.724	73.56	16:00:01.687
154 -	1:20.260	0.709	73.58	16:01:21.947
155 -	1:21.375	1.824	72.57	16:02:43.322
156 -	1:20.432	0.881	73.42	16:04:03.754
157 -	1:20.743	1.192	73.14	16:05:24.497
158 -	1:20.812	1.261	73.07	16:06:45.309
159 -	1:23.985	P 4.434	70.31	16:08:09.294
160 -	6:15.531	4:55.980	15.72	16:14:24.825
161 -	1:21.306	1.755	72.63	16:15:46.131
162 -	1:22.589	3.038	71.50	16:17:08.720
163 -	1:21.837	2.286	72.16	16:18:30.557
164 -	1:20.701	1.150	73.17	16:19:51.258
165 -	1:20.795	1.244	73.09	16:21:12.053
166 -	1:20.843	1.292	73.05	16:22:32.896
167 -	1:20.312	0.761	73.53	16:23:53.208
168 -	1:20.341	0.790	73.50	16:25:13.549
169 -	1:20.127	0.576	73.70	16:26:33.676
170 -	1:20.780	1.229	73.10	16:27:54.456
171 -	1:20.222	0.671	73.61	16:29:14.678
172 -	1:20.280	0.729	73.56	16:30:34.958
173 -	1:20.761	1.210	73.12	16:31:55.719
174 -	1:19.878	0.327	73.93	16:33:15.597
175 -	1:23.046	3.495	71.11	16:34:38.643
176 -	1:20.410	0.859	73.44	16:35:59.053
177 -	1:22.094	P 2.543	71.93	16:37:21.147
178 -	7:35.784	6:16.233	12.95	16:44:56.931
179 -	1:20.331	0.780	73.51	16:46:17.262
180 -	1:20.770	1.219	73.11	16:47:38.032
181 -	1:20.271	0.720	73.57	16:48:58.303
182 -	1:20.260	0.709	73.58	16:50:18.563
183 -	1:21.228	1.677	72.70	16:51:39.791
184 -	1:20.375	0.824	73.47	16:53:00.166
185 -	1:20.328	0.777	73.51	16:54:20.494
186 -	1:20.214	0.663	73.62	16:55:40.708
187 -	1:20.403	0.852	73.45	16:57:01.111
188 -	1:20.297	0.746	73.54	16:58:21.408
189 -	1:19.746	(2) 0.195	74.05	16:59:41.154
190 -	1:20.173	0.622	73.66	17:01:01.327
191 -	1:20.043	0.492	73.78	17:02:21.370
192 -	1:20.921	1.370	72.98	17:03:42.291
193 -	1:19.878	0.327	73.93	17:05:02.169
194 -	1:20.885	1.334	73.01	17:06:23.054
195 -	1:20.352	0.801	73.49	17:07:43.406
196 -	1:20.085	0.534	73.74	17:09:03.491
197 -	1:19.963	0.412	73.85	17:10:23.454
198 -	1:19.811	0.260	73.99	17:11:43.265
199 -	1:20.878	1.327	73.01	17:13:04.143
200 -	1:19.879	0.328	73.93	17:14:24.022
201 -	1:20.566	1.015	73.30	17:15:44.588
202 -	1:20.974	1.423	72.93	17:17:05.562
203 -	1:20.504	0.953	73.35	17:18:26.066

DIFF = Difference To Personal Best Lap

204 -	1:20.075	0.524	73.75	17:19:46.141
205 -	1:19.800	(3) 0.249	74.00	17:21:05.941
206 -	1:21.183	1.632	72.74	17:22:27.124
207 -	1:20.096	0.545	73.73	17:23:47.220
208 -	1:20.528	0.977	73.33	17:25:07.748

P25 27 Semprini Racing				
LAP	LAP TIME	DIFF	MPH	TIME OF DAY

1 -	1:34.468	12.302	62.51	12:26:13.968
2 -	1:26.686	4.520	68.12	12:27:40.654
3 -	1:24.887	2.721	69.57	12:29:05.541
4 -	1:23.110	0.944	71.05	12:30:28.651
5 -	1:23.446	1.280	70.77	12:31:52.097
6 -	1:24.146	1.980	70.18	12:33:16.243
7 -	1:23.687	1.521	70.56	12:34:39.930
8 -	1:23.474	1.308	70.74	12:36:03.404
9 -	1:23.727	1.561	70.53	12:37:27.131
10 -	1:23.918	1.752	70.37	12:38:51.049
11 -	1:23.654	1.488	70.59	12:40:14.703
12 -	1:23.981	1.815	70.32	12:41:38.684
13 -	1:23.725	1.559	70.53	12:43:02.409
14 -	1:30.788	P 8.622	65.04	12:44:33.197
15 -	2:51.534	1:29.368	34.42	12:47:24.732
16 -	1:24.781	2.615	69.65	12:48:49.513
17 -	1:24.119	1.953	70.20	12:50:13.632
18 -	1:24.347	2.181	70.01	12:51:37.979
19 -	1:26.827	4.661	68.01	12:53:04.806
20 -	1:25.426	3.260	69.13	12:54:30.232
21 -	1:23.437	1.271	70.77	12:55:53.669
22 -	1:24.567	2.401	69.83	12:57:18.236
23 -	1:24.758	2.592	69.67	12:58:42.994
24 -	1:25.924	3.758	68.73	13:00:08.918
25 -	1:23.826	1.660	70.45	13:01:32.744
26 -	1:23.604	1.438	70.63	13:02:56.348
27 -	1:23.213	1.047	70.97	13:04:19.561
28 -	1:23.573	1.407	70.66	13:05:43.134
29 -	1:24.079	1.913	70.23	13:07:07.213
30 -	1:24.547	2.381	69.85	13:08:31.760
31 -	1:23.053	0.887	71.10	13:09:54.813
32 -	1:23.246	1.080	70.94	13:11:18.059
33 -	1:23.912	1.746	70.37	13:12:41.971
34 -	1:22.574	0.408	71.51	13:14:04.545
35 -	1:23.023	0.857	71.13	13:15:27.568
36 -	1:23.305	1.139	70.89	13:16:50.873
37 -	1:23.193	1.027	70.98	13:18:14.066
38 -	1:23.546	1.380	70.68	13:19:37.612
39 -	1:22.828	0.662	71.30	13:21:00.440
40 -	1:24.015	1.849	70.29	13:22:24.455
41 -	1:24.380	2.214	69.98	13:23:48.835
42 -	1:23.303	1.137	70.89	13:25:12.138
43 -	1:23.115	0.949	71.05	13:26:35.253
44 -	1:23.617	1.451	70.62	13:27:58.870
45 -	1:23.979	1.813	70.32	13:29:22.849
46 -	1:23.589	1.423	70.65	13:30:46.438
47 -	1:24.875	2.709	69.58	13:32:11.313
48 -	1:22.943	0.777	71.20	13:33:34.256
49 -	1:23.513	1.347	70.71	13:34:57.769
50 -	1:23.641	1.475	70.60	13:36:21.410
51 -	1:23.001	0.835	71.15	13:37:44.411
52 -	1:22.677	0.511	71.43	13:39:07.088
53 -	1:24.452	2.286	69.92	13:40:31.540
54 -	1:23.179	1.013	70.99	13:41:54.719
55 -	1:23.769	1.603	70.49	13:43:18.488
56 -	1:22.583	0.417	71.51	13:44:41.071
57 -	1:23.620	1.454	70.62	13:46:04.691

2024 MSV Trackdays Enduro KA Series

RACE 13 - LAP ANALYSIS

DIFF = Difference To Personal Best Lap

58 -	1:24.628	2.462	69.78	13:47:29.319
59 -	1:24.639	2.473	69.77	13:48:53.958
60 -	1:23.174	1.008	71.00	13:50:17.132
61 -	1:23.296	1.130	70.89	13:51:40.428
62 -	1:24.298	2.132	70.05	13:53:04.726
63 -	1:23.111	0.945	71.05	13:54:27.837
64 -	1:23.404	1.238	70.80	13:55:51.241
65 -	1:23.445	1.279	70.77	13:57:14.686
66 -	1:23.788	1.622	70.48	13:58:38.474
67 -	1:34.489	12.323	62.50	14:00:12.963
68 -	6:51.758	5:29.592	14.34	14:07:04.722
69 -	1:23.756	1.590	70.51	14:08:28.478
70 -	1:24.422	2.256	69.95	14:09:52.900
71 -	1:23.454	1.288	70.76	14:11:16.354
72 -	1:23.276	1.110	70.91	14:12:39.630
73 -	1:24.017	1.851	70.29	14:14:03.647
74 -	1:22.683	0.517	71.42	14:15:26.330
75 -	1:23.409	1.243	70.80	14:16:49.739
76 -	1:24.738	2.572	69.69	14:18:14.477
77 -	1:24.291	2.125	70.06	14:19:38.768
78 -	1:22.800	0.634	71.32	14:21:01.568
79 -	1:22.993	0.827	71.15	14:22:24.561
80 -	1:23.835	1.669	70.44	14:23:48.396
81 -	1:23.246	1.080	70.94	14:25:11.642
82 -	1:22.192	(2) 0.026	71.85	14:26:33.834
83 -	1:22.554	0.388	71.53	14:27:56.388
84 -	1:23.272	1.106	70.92	14:29:19.660
85 -	1:23.779	1.613	70.49	14:30:43.439
86 -	1:22.523	0.357	71.56	14:32:05.962
87 -	1:23.495	1.329	70.73	14:33:29.457
88 -	1:22.584	0.418	71.51	14:34:52.041
89 -	1:22.573	0.407	71.52	14:36:14.614
90 -	1:23.090	0.924	71.07	14:37:37.704
91 -	1:23.626	1.460	70.62	14:39:01.330
92 -	1:22.213	0.047	71.83	14:40:23.543
93 -	1:23.385	1.219	70.82	14:41:46.928
94 -	1:22.198	(3) 0.032	71.84	14:43:09.126
95 -	1:22.367	0.201	71.69	14:44:31.493
96 -	1:23.640	1.474	70.60	14:45:55.133
97 -	1:24.039	1.873	70.27	14:47:19.172
98 -	1:23.007	0.841	71.14	14:48:42.179
99 -	1:23.029	0.863	71.12	14:50:05.208
100 -	1:23.106	0.940	71.06	14:51:28.314
101 -	1:22.819	0.653	71.30	14:52:51.133
102 -	1:23.331	1.165	70.87	14:54:14.464
103 -	1:23.034	0.868	71.12	14:55:37.498
104 -	1:22.634	0.468	71.46	14:57:00.132
105 -	1:22.902	0.736	71.23	14:58:23.034
106 -	1:23.383	1.217	70.82	14:59:46.417
107 -	1:22.864	0.698	71.26	15:01:09.281
108 -	1:22.737	0.571	71.37	15:02:32.018
109 -	1:22.942	0.776	71.20	15:03:54.960
110 -	1:23.654	1.488	70.59	15:05:18.614
111 -	1:22.653	0.487	71.45	15:06:41.267
112 -	1:22.648	0.482	71.45	15:08:03.915
113 -	1:23.099	0.933	71.06	15:09:27.014
114 -	1:22.607	0.441	71.49	15:10:49.621
115 -	1:23.069	0.903	71.09	15:12:12.690
116 -	1:22.823	0.657	71.30	15:13:35.513
117 -	1:23.216	1.050	70.96	15:14:58.729
118 -	1:22.896	0.730	71.24	15:16:21.625
119 -	1:22.722	0.556	71.39	15:17:44.347
120 -	1:22.166	(1) 0.000	71.87	15:19:06.513
121 -	1:22.998	0.832	71.15	15:20:29.511
122 -	1:26.550	4.384	68.23	15:21:56.061
123 -	1:24.232	2.066	70.11	15:23:20.293

DIFF = Difference To Personal Best Lap

124 -	1:23.798	1.632	70.47	15:24:44.091
125 -	1:23.204	1.038	70.97	15:26:07.295
126 -	1:23.087	0.921	71.07	15:27:30.382
127 -	1:23.041	0.875	71.11	15:28:53.423
128 -	1:23.082	0.916	71.08	15:30:16.505
129 -	1:22.998	0.832	71.15	15:31:39.503
130 -	1:23.285	1.119	70.90	15:33:02.788
131 -	1:24.528	2.362	69.86	15:34:27.316
132 -	1:22.378	0.212	71.68	15:35:49.694
133 -	1:22.351	0.185	71.71	15:37:12.045
134 -	1:23.037	0.871	71.12	15:38:35.082
135 -	1:22.747	0.581	71.37	15:39:57.829
136 -	1:22.377	0.211	71.69	15:41:20.206
137 -	1:22.506	0.340	71.57	15:42:42.712
138 -	1:22.867	0.701	71.26	15:44:05.579
139 -	1:23.131	0.965	71.04	15:45:28.710
140 -	1:23.494	1.328	70.73	15:46:52.204
141 -	1:23.192	1.026	70.98	15:48:15.396
142 -	1:22.811	0.645	71.31	15:49:38.207
143 -	1:22.649	0.483	71.45	15:51:00.856
144 -	1:23.414	1.248	70.79	15:52:24.270
145 -	1:22.326	0.160	71.73	15:53:46.596
146 -	1:23.131	0.965	71.04	15:55:09.727
147 -	1:22.611	0.445	71.48	15:56:32.338
148 -	1:22.586	0.420	71.50	15:57:54.924
149 -	1:22.964	0.798	71.18	15:59:17.888
150 -	1:22.754	0.588	71.36	16:00:40.642
151 -	1:23.303	1.137	70.89	16:02:03.945
152 -	1:23.406	1.240	70.80	16:03:27.351
153 -	1:23.663	1.497	70.58	16:04:51.014
154 -	1:23.148	0.982	71.02	16:06:14.162
155 -	1:23.559	1.393	70.67	16:07:37.721
156 -	1:23.190	1.024	70.99	16:09:00.911
157 -	1:22.961	0.795	71.18	16:10:23.872
158 -	1:23.534	1.368	70.69	16:11:47.406
159 -	1:23.248	1.082	70.94	16:13:10.654
160 -	1:23.575	1.409	70.66	16:14:34.229
161 -	1:27.220	P 5.054	67.70	16:16:01.449
162 -	5:49.097	4:26.931	16.91	16:21:50.547
163 -	1:24.924	2.758	69.54	16:23:15.471
164 -	1:24.330	2.164	70.03	16:24:39.801
165 -	1:24.508	2.342	69.88	16:26:04.309
166 -	1:23.808	1.642	70.46	16:27:28.117
167 -	1:24.068	1.902	70.24	16:28:52.185
168 -	1:24.051	1.885	70.26	16:30:16.236
169 -	1:24.631	2.465	69.78	16:31:40.867
170 -	1:23.689	1.523	70.56	16:33:04.556
171 -	1:25.560	3.394	69.02	16:34:30.116
172 -	1:24.734	2.568	69.69	16:35:54.850
173 -	1:24.899	2.733	69.56	16:37:19.749
174 -	1:23.844	1.678	70.43	16:38:43.593
175 -	1:24.251	2.085	70.09	16:40:07.844
176 -	1:23.812	1.646	70.46	16:41:31.656
177 -	1:24.160	1.994	70.17	16:42:55.816
178 -	1:23.627	1.461	70.61	16:44:19.443
179 -	1:24.615	2.449	69.79	16:45:44.058
180 -	1:23.746	1.580	70.51	16:47:07.804
181 -	1:24.303	2.137	70.05	16:48:32.107
182 -	1:25.326	3.160	69.21	16:49:57.433
183 -	1:25.007	2.841	69.47	16:51:22.440
184 -	1:24.236	2.070	70.10	16:52:46.676
185 -	1:26.093	3.927	68.59	16:54:12.769
186 -	1:23.990	1.824	70.31	16:55:36.759
187 -	1:23.559	1.393	70.67	16:57:00.318
188 -	1:25.820	3.654	68.81	16:58:26.138
189 -	1:24.086	1.920	70.23	16:59:50.224

2024 MSV Trackdays Enduro KA Series

RACE 13 - LAP ANALYSIS

DIFF = Difference To Personal Best Lap

190 -	1:24.810	2.644	69.63	17:01:15.034
191 -	1:24.658	2.492	69.75	17:02:39.692
192 -	1:24.583	2.417	69.82	17:04:04.275
193 -	1:24.561	2.395	69.83	17:05:28.836
194 -	1:23.861	1.695	70.42	17:06:52.697
195 -	1:24.208	2.042	70.13	17:08:16.905
196 -	1:24.184	2.018	70.15	17:09:41.089
197 -	1:25.012	2.846	69.46	17:11:06.101
198 -	1:23.702	1.536	70.55	17:12:29.803
199 -	1:25.416	3.250	69.14	17:13:55.219
200 -	1:24.302	2.136	70.05	17:15:19.521
201 -	1:23.954	1.788	70.34	17:16:43.475
202 -	1:24.031	1.865	70.27	17:18:07.506
203 -	1:24.228	2.062	70.11	17:19:31.734
204 -	1:25.201	3.035	69.31	17:20:56.935
205 -	1:25.426	3.260	69.13	17:22:22.361
206 -	1:24.866	2.700	69.58	17:23:47.227
207 -	1:24.288	2.122	70.06	17:25:11.515

DIFF = Difference To Personal Best Lap

45 -	1:21.904	0.909	72.10	13:26:42.666
46 -	1:23.585	2.590	70.65	13:28:06.251
47 -	1:22.705	1.710	71.40	13:29:28.956
48 -	1:21.696	0.701	72.28	13:30:50.652
49 -	1:21.136 (3)	0.141	72.78	13:32:11.788
50 -	1:21.588	0.593	72.38	13:33:33.376
51 -	1:21.979	0.984	72.03	13:34:55.355
52 -	1:22.567	1.572	71.52	13:36:17.922
53 -	1:21.923	0.928	72.08	13:37:39.845
54 -	1:24.877	3.882	69.57	13:39:04.722
55 -	1:21.993	0.998	72.02	13:40:26.715
56 -	1:21.992	0.997	72.02	13:41:48.707
57 -	1:22.599	1.604	71.49	13:43:11.306
58 -	1:22.319	1.324	71.74	13:44:33.625
59 -	1:22.212	1.217	71.83	13:45:55.837
60 -	1:22.558	1.563	71.53	13:47:18.395
61 -	1:23.350	2.355	70.85	13:48:41.745
62 -	1:22.460	1.465	71.61	13:50:04.205
63 -	1:23.334	2.339	70.86	13:51:27.539
64 -	1:23.324	2.329	70.87	13:52:50.863
65 -	1:21.966	0.971	72.05	13:54:12.829
66 -	1:22.294	1.299	71.76	13:55:35.123
67 -	1:22.087	1.092	71.94	13:56:57.210
68 -	1:22.265	1.270	71.78	13:58:19.475
69 -	1:24.558	3.563	69.84	13:59:44.033
70 -	1:30.336 P	9.341	65.37	14:01:14.369
71 -	5:23.070	4:02.075	18.27	14:06:37.439
72 -	1:24.235	3.240	70.10	14:08:01.674
73 -	1:23.729	2.734	70.53	14:09:25.403
74 -	1:24.201	3.206	70.13	14:10:49.604
75 -	1:23.143	2.148	71.03	14:12:12.747
76 -	1:23.413	2.418	70.80	14:13:36.160
77 -	1:23.591	2.596	70.64	14:14:59.751
78 -	1:23.389	2.394	70.82	14:16:23.140
79 -	1:23.815	2.820	70.46	14:17:46.955
80 -	1:23.666	2.671	70.58	14:19:10.621
81 -	1:23.321	2.326	70.87	14:20:33.942
82 -	1:23.400	2.405	70.81	14:21:57.342
83 -	1:23.448	2.453	70.77	14:23:20.790
84 -	1:23.700	2.705	70.55	14:24:44.490
85 -	1:24.083	3.088	70.23	14:26:08.573
86 -	1:23.613	2.618	70.63	14:27:32.186
87 -	1:23.113	2.118	71.05	14:28:55.299
88 -	1:22.782	1.787	71.34	14:30:18.081
89 -	1:23.480	2.485	70.74	14:31:41.561
90 -	1:23.243	2.248	70.94	14:33:04.804
91 -	1:22.848	1.853	71.28	14:34:27.652
92 -	1:22.109	1.114	71.92	14:35:49.761
93 -	1:22.384	1.389	71.68	14:37:12.145
94 -	1:23.467	2.472	70.75	14:38:35.612
95 -	1:24.187	3.192	70.14	14:39:59.799
96 -	1:22.047	1.052	71.97	14:41:21.846
97 -	1:22.418	1.423	71.65	14:42:44.264
98 -	1:22.927	1.932	71.21	14:44:07.191
99 -	1:24.962	3.967	69.50	14:45:32.153
100 -	1:22.960	1.965	71.18	14:46:55.113
101 -	1:21.932	0.937	72.08	14:48:17.045
102 -	1:22.491	1.496	71.59	14:49:39.536
103 -	1:23.657	2.662	70.59	14:51:03.193
104 -	1:23.952	2.957	70.34	14:52:27.145
105 -	1:22.887	1.892	71.24	14:53:50.032
106 -	1:21.943	0.948	72.07	14:55:11.975
107 -	1:22.618	1.623	71.48	14:56:34.593
108 -	1:22.068	1.073	71.96	14:57:56.661
109 -	1:22.680	1.685	71.42	14:59:19.341
110 -	1:22.676	1.681	71.43	15:00:42.017

P26	67 Original Chequers Racing			
LAP	LAP TIME	DIFF	MPH	TIME OF DAY

1 -	1:29.619	8.624	65.89	12:26:09.119
2 -	1:31.755	10.760	64.36	12:27:40.874
3 -	1:23.238	2.243	70.94	12:29:04.112
4 -	1:22.565	1.570	71.52	12:30:26.677
5 -	1:21.608	0.613	72.36	12:31:48.285
6 -	1:22.525	1.530	71.56	12:33:10.810
7 -	1:21.753	0.758	72.23	12:34:32.563
8 -	1:21.956	0.961	72.05	12:35:54.519
9 -	1:21.820	0.825	72.17	12:37:16.339
10 -	1:21.840	0.845	72.16	12:38:38.179
11 -	1:21.863	0.868	72.14	12:40:00.042
12 -	1:21.101 (2)	0.106	72.81	12:41:21.143
13 -	1:23.196	2.201	70.98	12:42:44.339
14 -	1:21.328	0.333	72.61	12:44:05.667
15 -	1:21.969	0.974	72.04	12:45:27.636
16 -	1:21.980	0.985	72.03	12:46:49.616
17 -	1:22.317	1.322	71.74	12:48:11.933
18 -	1:22.077	1.082	71.95	12:49:34.010
19 -	1:22.225	1.230	71.82	12:50:56.235
20 -	1:22.328	1.333	71.73	12:52:18.563
21 -	1:21.944	0.949	72.06	12:53:40.507
22 -	1:22.209	1.214	71.83	12:55:02.716
23 -	1:22.218	1.223	71.82	12:56:24.934
24 -	1:22.433	1.438	71.64	12:57:47.367
25 -	1:22.276	1.281	71.77	12:59:09.643
26 -	1:23.014	2.019	71.14	13:00:32.657
27 -	1:22.825	1.830	71.30	13:01:55.482
28 -	1:22.537	1.542	71.55	13:03:18.019
29 -	1:22.582	1.587	71.51	13:04:40.601
30 -	1:22.572	1.577	71.52	13:06:03.173
31 -	1:22.935	1.940	71.20	13:07:26.108
32 -	1:23.264	2.269	70.92	13:08:49.372
33 -	1:22.906	1.911	71.23	13:10:12.278
34 -	1:22.959	1.964	71.18	13:11:35.237
35 -	1:22.198	1.203	71.84	13:12:57.435
36 -	1:22.215	1.220	71.83	13:14:19.650
37 -	1:22.335	1.340	71.72	13:15:41.985
38 -	1:22.200	1.205	71.84	13:17:04.185
39 -	1:22.652	1.657	71.45	13:18:26.837
40 -	1:22.623	1.628	71.47	13:19:49.460
41 -	1:23.376	2.381	70.83	13:21:12.836
42 -	1:23.147	2.152	71.02	13:22:35.983
43 -	1:22.167	1.172	71.87	13:23:58.150
44 -	1:22.612	1.617	71.48	13:25:20.762

2024 MSV Trackdays Enduro KA Series

RACE 13 - LAP ANALYSIS

DIFF = Difference To Personal Best Lap

111 -	1:22.701	1.706	71.40	15:02:04.718
112 -	1:22.191	1.196	71.85	15:03:26.909
113 -	1:22.123	1.128	71.91	15:04:49.032
114 -	1:22.521	1.526	71.56	15:06:11.553
115 -	1:22.687	1.692	71.42	15:07:34.240
116 -	1:23.058	2.063	71.10	15:08:57.298
117 -	1:23.720	2.725	70.54	15:10:21.018
118 -	1:22.494	1.499	71.58	15:11:43.512
119 -	1:21.783	0.788	72.21	15:13:05.295
120 -	1:22.236	1.241	71.81	15:14:27.531
121 -	1:22.198	1.203	71.84	15:15:49.729
122 -	1:23.447	2.452	70.77	15:17:13.176
123 -	1:22.170	1.175	71.87	15:18:35.346
124 -	1:22.919	1.924	71.22	15:19:58.265
125 -	1:22.334	1.339	71.72	15:21:20.599
126 -	1:24.052	3.057	70.26	15:22:44.651
127 -	1:23.229	2.234	70.95	15:24:07.880
128 -	1:22.053	1.058	71.97	15:25:29.933
129 -	1:22.731	1.736	71.38	15:26:52.664
130 -	1:22.071	1.076	71.95	15:28:14.735
131 -	1:22.656	1.661	71.44	15:29:37.391
132 -	1:22.770	1.775	71.35	15:31:00.161
133 -	1:22.722	1.727	71.39	15:32:22.883
134 -	1:30.168 P	9.173	65.49	15:33:53.051
135 -	4:54.548	3:33.553	20.04	15:38:47.599
136 -	1:23.156	2.161	71.01	15:40:10.755
137 -	1:22.008	1.013	72.01	15:41:32.763
138 -	1:21.933	0.938	72.07	15:42:54.696
139 -	1:20.995 (1)		72.91	15:44:15.691
140 -	1:21.174	0.179	72.75	15:45:36.865
141 -	1:21.869	0.874	72.13	15:46:58.734
142 -	1:22.315	1.320	71.74	15:48:21.049
143 -	1:36.464	15.469	61.22	15:49:57.513
144 -	1:24.248	3.253	70.09	15:51:21.761
145 -	1:26.083	5.088	68.60	15:52:47.844
146 -	1:21.822	0.827	72.17	15:54:09.666
147 -	1:21.714	0.719	72.27	15:55:31.380
148 -	1:21.594	0.599	72.37	15:56:52.974
149 -	1:21.775	0.780	72.21	15:58:14.749
150 -	1:22.559	1.564	71.53	15:59:37.308
151 -	1:22.317	1.322	71.74	16:00:59.625
152 -	1:22.540	1.545	71.54	16:02:22.165
153 -	1:23.200	2.205	70.98	16:03:45.365
154 -	1:22.760	1.765	71.35	16:05:08.125
155 -	1:22.864	1.869	71.26	16:06:30.989
156 -	1:22.056	1.061	71.97	16:07:53.045
157 -	1:22.357	1.362	71.70	16:09:15.402
158 -	1:22.321	1.326	71.73	16:10:37.723
159 -	1:22.617	1.622	71.48	16:12:00.340
160 -	1:33.568 P	12.573	63.11	16:13:33.908
161 -	2:51.103	1:30.108	34.51	16:16:25.011
162 -	1:22.956	1.961	71.19	16:17:47.967
163 -	1:22.767	1.772	71.35	16:19:10.734
164 -	1:22.413	1.418	71.65	16:20:33.147
165 -	1:23.046	2.051	71.11	16:21:56.193
166 -	1:22.624	1.629	71.47	16:23:18.817
167 -	1:22.708	1.713	71.40	16:24:41.525
168 -	1:21.954	0.959	72.06	16:26:03.479
169 -	1:22.964	1.969	71.18	16:27:26.443
170 -	1:22.667	1.672	71.43	16:28:49.110
171 -	1:22.394	1.399	71.67	16:30:11.504
172 -	1:21.869	0.874	72.13	16:31:33.373
173 -	1:22.056	1.061	71.97	16:32:55.429
174 -	1:22.562	1.567	71.53	16:34:17.991
175 -	1:22.612	1.617	71.48	16:35:40.603
176 -	1:24.010	3.015	70.29	16:37:04.613

DIFF = Difference To Personal Best Lap

177 -	1:28.618 P	7.623	66.64	16:38:33.231
178 -	3:18.511	1:57.516	29.74	16:41:51.742
179 -	1:23.336	2.341	70.86	16:43:15.078
180 -	1:22.562	1.567	71.53	16:44:37.640
181 -	1:22.606	1.611	71.49	16:46:00.246
182 -	1:22.850	1.855	71.28	16:47:23.096
183 -	1:22.410	1.415	71.66	16:48:45.506
184 -	1:22.522	1.527	71.56	16:50:08.028
185 -	1:22.706	1.711	71.40	16:51:30.734
186 -	1:22.537	1.542	71.55	16:52:53.271
187 -	1:22.399	1.404	71.67	16:54:15.670
188 -	1:21.716	0.721	72.27	16:55:37.386
189 -	1:23.165	2.170	71.01	16:57:00.551
190 -	1:23.266	2.271	70.92	16:58:23.817
191 -	1:21.913	0.918	72.09	16:59:45.730
192 -	1:22.789	1.794	71.33	17:01:08.519
193 -	1:22.800	1.805	71.32	17:02:31.319
194 -	1:24.865	3.870	69.58	17:03:56.184
195 -	1:29.026	8.031	66.33	17:05:25.210
196 -	1:29.825	8.830	65.74	17:06:55.035
197 -	1:27.799	6.804	67.26	17:08:22.834
198 -	1:33.147 P	12.152	63.40	17:09:55.981
199 -	4:15.701	2:54.706	23.09	17:14:11.682
200 -	1:22.617	1.622	71.48	17:15:34.299
201 -	1:22.023	1.028	72.00	17:16:56.322
202 -	1:22.679	1.684	71.42	17:18:19.001
203 -	1:23.177	2.182	71.00	17:19:42.178
204 -	1:22.315	1.320	71.74	17:21:04.493
205 -	1:23.776	2.781	70.49	17:22:28.269
206 -	1:21.683	0.688	72.29	17:23:49.952
207 -	1:21.742	0.747	72.24	17:25:11.694

P27 60 Tango & Crash				
LAP	LAP TIME	DIFF	MPH	TIME OF DAY
1 -	1:30.981	9.519	64.91	12:26:10.481
2 -	1:22.841	1.379	71.28	12:27:33.322
3 -	1:22.654	1.192	71.45	12:28:55.976
4 -	1:22.189	0.727	71.85	12:30:18.165
5 -	1:23.796	2.334	70.47	12:31:41.961
6 -	1:22.812	1.350	71.31	12:33:04.773
7 -	1:22.152	0.690	71.88	12:34:26.925
8 -	1:22.409	0.947	71.66	12:35:49.334
9 -	1:22.795	1.333	71.32	12:37:12.129
10 -	1:22.439	0.977	71.63	12:38:34.568
11 -	1:22.863	1.401	71.27	12:39:57.431
12 -	1:23.451	1.989	70.76	12:41:20.882
13 -	1:23.824	2.362	70.45	12:42:44.706
14 -	1:22.116	0.654	71.91	12:44:06.822
15 -	1:22.048	0.586	71.97	12:45:28.870
16 -	1:22.484	1.022	71.59	12:46:51.354
17 -	1:23.637	2.175	70.61	12:48:14.991
18 -	1:22.366	0.904	71.70	12:49:37.357
19 -	1:22.727	1.265	71.38	12:51:00.084
20 -	1:22.824	1.362	71.30	12:52:22.908
21 -	1:22.554	1.092	71.53	12:53:45.462
22 -	1:22.752	1.290	71.36	12:55:08.214
23 -	1:22.425	0.963	71.64	12:56:30.639
24 -	1:23.117	1.655	71.05	12:57:53.756
25 -	1:22.362	0.900	71.70	12:59:16.118
26 -	1:22.842	1.380	71.28	13:00:38.960
27 -	1:22.600	1.138	71.49	13:02:01.560
28 -	1:22.952	1.490	71.19	13:03:24.512
29 -	1:22.741	1.279	71.37	13:04:47.253
30 -	1:22.560	1.098	71.53	13:06:09.813
31 -	1:22.978	1.516	71.17	13:07:32.791

2024 MSV Trackdays Enduro KA Series

RACE 13 - LAP ANALYSIS

DIFF = Difference To Personal Best Lap

32 -	1:22.656	1.194	71.44	13:08:55.447
33 -	1:22.688	1.226	71.42	13:10:18.135
34 -	1:22.966	1.504	71.18	13:11:41.101
35 -	1:22.130	0.668	71.90	13:13:03.231
36 -	1:22.773	1.311	71.34	13:14:26.004
37 -	1:22.595	1.133	71.50	13:15:48.599
38 -	1:22.383	0.921	71.68	13:17:10.982
39 -	1:23.608	2.146	70.63	13:18:34.590
40 -	1:21.705	0.243	72.28	13:19:56.295
41 -	1:22.610	1.148	71.48	13:21:18.905
42 -	1:22.071	0.609	71.95	13:22:40.976
43 -	1:23.595	2.133	70.64	13:24:04.571
44 -	1:21.931	0.469	72.08	13:25:26.502
45 -	1:22.060	0.598	71.96	13:26:48.562
46 -	1:22.623	1.161	71.47	13:28:11.185
47 -	1:23.429	1.967	70.78	13:29:34.614
48 -	1:22.621	1.159	71.47	13:30:57.235
49 -	1:22.484	1.022	71.59	13:32:19.719
50 -	1:22.456	0.994	71.62	13:33:42.175
51 -	1:22.373	0.911	71.69	13:35:04.548
52 -	1:22.053	0.591	71.97	13:36:26.601
53 -	1:21.615 (3)	0.153	72.36	13:37:48.216
54 -	1:22.044	0.582	71.98	13:39:10.260
55 -	1:22.561	1.099	71.53	13:40:32.821
56 -	1:22.429	0.967	71.64	13:41:55.250
57 -	1:22.724	1.262	71.39	13:43:17.974
58 -	1:22.476	1.014	71.60	13:44:40.450
59 -	1:22.610	1.148	71.48	13:46:03.060
60 -	1:24.953	3.491	69.51	13:47:28.013
61 -	1:22.842	1.380	71.28	13:48:50.855
62 -	1:22.851	1.389	71.28	13:50:13.706
63 -	1:22.799	1.337	71.32	13:51:36.505
64 -	1:22.710	1.248	71.40	13:52:59.215
65 -	1:22.576	1.114	71.51	13:54:21.791
66 -	1:22.727	1.265	71.38	13:55:44.518
67 -	1:23.823	2.361	70.45	13:57:08.341
68 -	1:21.690	0.228	72.29	13:58:30.031
69 -	1:33.407 P	11.945	63.22	14:00:03.438
70 -	6:33.325	5:11.863	15.01	14:06:36.763
71 -	1:25.376	3.914	69.17	14:08:02.139
72 -	1:23.790	2.328	70.48	14:09:25.929
73 -	1:25.594	4.132	68.99	14:10:51.523
74 -	1:25.246	3.784	69.27	14:12:16.769
75 -	1:24.882	3.420	69.57	14:13:41.651
76 -	1:25.158	3.696	69.34	14:15:06.809
77 -	1:24.215	2.753	70.12	14:16:31.024
78 -	1:24.336	2.874	70.02	14:17:55.360
79 -	1:24.066	2.604	70.25	14:19:19.426
80 -	1:24.516	3.054	69.87	14:20:43.942
81 -	1:24.790	3.328	69.65	14:22:08.732
82 -	1:24.127	2.665	70.19	14:23:32.859
83 -	1:23.274	1.812	70.91	14:24:56.133
84 -	1:24.240	2.778	70.10	14:26:20.373
85 -	1:24.731	3.269	69.69	14:27:45.104
86 -	1:24.531	3.069	69.86	14:29:09.635
87 -	1:24.583	3.121	69.82	14:30:34.218
88 -	1:23.073	1.611	71.09	14:31:57.291
89 -	1:23.727	2.265	70.53	14:33:21.018
90 -	1:24.804	3.342	69.63	14:34:45.822
91 -	1:24.243	2.781	70.10	14:36:10.065
92 -	1:23.264	1.802	70.92	14:37:33.329
93 -	1:23.253	1.791	70.93	14:38:56.582
94 -	1:23.578	2.116	70.66	14:40:20.160
95 -	1:24.082	2.620	70.23	14:41:44.242
96 -	1:23.823	2.361	70.45	14:43:08.065
97 -	1:23.038	1.576	71.12	14:44:31.103

DIFF = Difference To Personal Best Lap

98 -	1:24.329	2.867	70.03	14:45:55.432
99 -	1:25.371	3.909	69.17	14:47:20.803
100 -	1:23.330	1.868	70.87	14:48:44.133
101 -	1:23.477	2.015	70.74	14:50:07.610
102 -	1:23.255	1.793	70.93	14:51:30.865
103 -	1:23.633	2.171	70.61	14:52:54.498
104 -	1:23.836	2.374	70.44	14:54:18.334
105 -	1:23.522	2.060	70.70	14:55:41.856
106 -	1:24.410	2.948	69.96	14:57:06.266
107 -	1:23.250	1.788	70.93	14:58:29.516
108 -	1:22.433	0.971	71.64	14:59:51.949
109 -	1:22.534	1.072	71.55	15:01:14.483
110 -	1:23.237	1.775	70.95	15:02:37.720
111 -	1:24.670	3.208	69.74	15:04:02.390
112 -	1:22.696	1.234	71.41	15:05:25.086
113 -	1:23.192	1.730	70.98	15:06:48.278
114 -	1:23.230	1.768	70.95	15:08:11.508
115 -	1:23.548	2.086	70.68	15:09:35.056
116 -	1:23.633	2.171	70.61	15:10:58.689
117 -	1:24.133	2.671	70.19	15:12:22.822
118 -	1:23.845	2.383	70.43	15:13:46.667
119 -	1:23.069	1.607	71.09	15:15:09.736
120 -	1:22.280	0.818	71.77	15:16:32.016
121 -	1:22.643	1.181	71.45	15:17:54.659
122 -	1:23.051	1.589	71.10	15:19:17.710
123 -	1:21.865	0.403	72.13	15:20:39.575
124 -	1:28.618	7.156	66.64	15:22:08.193
125 -	1:26.091	4.629	68.59	15:23:34.284
126 -	1:22.787	1.325	71.33	15:24:57.071
127 -	1:22.457	0.995	71.62	15:26:19.528
128 -	1:23.022	1.560	71.13	15:27:42.550
129 -	1:22.932	1.470	71.21	15:29:05.482
130 -	1:21.990	0.528	72.02	15:30:27.472
131 -	1:22.920	1.458	71.22	15:31:50.392
132 -	1:21.744	0.282	72.24	15:33:12.136
133 -	1:24.364	2.902	70.00	15:34:36.500
134 -	1:29.594 P	8.132	65.91	15:36:06.094
135 -	4:46.638	3:25.176	20.60	15:40:52.732
136 -	1:24.696	3.234	69.72	15:42:17.428
137 -	1:22.936	1.474	71.20	15:43:40.364
138 -	1:27.053 P	5.591	67.83	15:45:07.417
139 -	2:29.624	1:08.162	39.47	15:47:37.041
140 -	1:23.288	1.826	70.90	15:49:00.329
141 -	1:23.462	2.000	70.75	15:50:23.791
142 -	1:22.266	0.804	71.78	15:51:46.057
143 -	1:23.255	1.793	70.93	15:53:09.312
144 -	1:23.413	1.951	70.80	15:54:32.725
145 -	1:23.396	1.934	70.81	15:55:56.121
146 -	1:22.049	0.587	71.97	15:57:18.170
147 -	1:21.943	0.481	72.07	15:58:40.113
148 -	1:22.424	0.962	71.64	16:00:02.537
149 -	1:21.902	0.440	72.10	16:01:24.439
150 -	1:22.376	0.914	71.69	16:02:46.815
151 -	1:22.621	1.159	71.47	16:04:09.436
152 -	1:22.640	1.178	71.46	16:05:32.076
153 -	1:22.619	1.157	71.48	16:06:54.695
154 -	1:22.810	1.348	71.31	16:08:17.505
155 -	1:22.921	1.459	71.22	16:09:40.426
156 -	1:23.870	2.408	70.41	16:11:04.296
157 -	1:22.870	1.408	71.26	16:12:27.166
158 -	1:21.849	0.387	72.15	16:13:49.015
159 -	1:23.785	2.323	70.48	16:15:12.800
160 -	1:21.947	0.485	72.06	16:16:34.747
161 -	1:22.417	0.955	71.65	16:17:57.164
162 -	1:22.682	1.220	71.42	16:19:19.846
163 -	1:22.183	0.721	71.85	16:20:42.029

2024 MSV Trackdays Enduro KA Series

RACE 13 - LAP ANALYSIS

DIFF = Difference To Personal Best Lap

164 -	1:22.418	0.956	71.65	16:22:04.447
165 -	1:25.869	4.407	68.77	16:23:30.316
166 -	1:22.272	0.810	71.78	16:24:52.588
167 -	1:21.635	0.173	72.34	16:26:14.223
168 -	1:22.065	0.603	71.96	16:27:36.288
169 -	1:22.082	0.620	71.94	16:28:58.370
170 -	1:22.582	1.120	71.51	16:30:20.952
171 -	1:22.141	0.679	71.89	16:31:43.093
172 -	1:21.770	0.308	72.22	16:33:04.863
173 -	1:22.479	1.017	71.60	16:34:27.342
174 -	1:22.761	1.299	71.35	16:35:50.103
175 -	1:22.513	1.051	71.57	16:37:12.616
176 -	1:21.879	0.417	72.12	16:38:34.495
177 -	1:22.024	0.562	71.99	16:39:56.519
178 -	1:22.680	1.218	71.42	16:41:19.199
179 -	1:23.660	2.198	70.59	16:42:42.859
180 -	1:22.424	0.962	71.64	16:44:05.283
181 -	1:21.955	0.493	72.05	16:45:27.238
182 -	1:22.614	1.152	71.48	16:46:49.852
183 -	1:27.686	6.224	67.35	16:48:17.538
184 -	1:22.287	0.825	71.76	16:49:39.825
185 -	1:21.462 (1)		72.49	16:51:01.287
186 -	1:21.935	0.473	72.07	16:52:23.222
187 -	1:22.127	0.665	71.90	16:53:45.349
188 -	1:22.099	0.637	71.93	16:55:07.448
189 -	1:22.510	1.048	71.57	16:56:29.958
190 -	1:25.374 P	3.912	69.17	16:57:55.332
191 -	5:29.631	4:08.169	17.91	17:03:24.963
192 -	1:24.067	2.605	70.24	17:04:49.030
193 -	1:23.528	2.066	70.70	17:06:12.558
194 -	1:22.783	1.321	71.33	17:07:35.341
195 -	1:22.715	1.253	71.39	17:08:58.056
196 -	1:22.260	0.798	71.79	17:10:20.316
197 -	1:22.494	1.032	71.58	17:11:42.810
198 -	1:22.368	0.906	71.69	17:13:05.178
199 -	1:21.609 (2)	0.147	72.36	17:14:26.787
200 -	1:22.056	0.594	71.97	17:15:48.843
201 -	1:21.936	0.474	72.07	17:17:10.779
202 -	1:22.381	0.919	71.68	17:18:33.160
203 -	1:22.163	0.701	71.87	17:19:55.323
204 -	1:22.734	1.272	71.38	17:21:18.057
205 -	1:22.021	0.559	72.00	17:22:40.078
206 -	1:21.689	0.227	72.29	17:24:01.767
207 -	1:21.835	0.373	72.16	17:25:23.602

DIFF = Difference To Personal Best Lap

19 -	1:24.853	2.893	69.59	12:52:21.622
20 -	1:24.655	2.695	69.76	12:53:46.277
21 -	1:23.722	1.762	70.53	12:55:09.999
22 -	1:25.454	3.494	69.10	12:56:35.453
23 -	1:24.992	3.032	69.48	12:58:00.445
24 -	1:23.227	1.267	70.95	12:59:23.672
25 -	1:23.421	1.461	70.79	13:00:47.093
26 -	1:24.517	2.557	69.87	13:02:11.610
27 -	1:23.996	2.036	70.30	13:03:35.606
28 -	1:23.365	1.405	70.84	13:04:58.971
29 -	1:23.429	1.469	70.78	13:06:22.400
30 -	1:23.936	1.976	70.35	13:07:46.336
31 -	1:26.151	4.191	68.55	13:09:12.487
32 -	1:26.515	4.555	68.26	13:10:39.002
33 -	1:23.720	1.760	70.54	13:12:02.722
34 -	1:24.937	2.977	69.52	13:13:27.659
35 -	1:25.071	3.111	69.42	13:14:52.730
36 -	1:23.460	1.500	70.76	13:16:16.190
37 -	1:25.346	3.386	69.19	13:17:41.536
38 -	1:22.600	0.640	71.49	13:19:04.136
39 -	1:24.782	2.822	69.65	13:20:28.918
40 -	1:24.188	2.228	70.14	13:21:53.106
41 -	1:24.896	2.936	69.56	13:23:18.002
42 -	1:23.915	1.955	70.37	13:24:41.917
43 -	1:23.632	1.672	70.61	13:26:05.549
44 -	1:23.587	1.627	70.65	13:27:29.136
45 -	1:24.054	2.094	70.26	13:28:53.190
46 -	1:23.673	1.713	70.58	13:30:16.863
47 -	1:23.865	1.905	70.41	13:31:40.728
48 -	1:23.078	1.118	71.08	13:33:03.806
49 -	1:25.300	3.340	69.23	13:34:29.106
50 -	1:23.978	2.018	70.32	13:35:53.084
51 -	1:25.940	3.980	68.71	13:37:19.024
52 -	1:26.703	4.743	68.11	13:38:45.727
53 -	1:28.752	6.792	66.54	13:40:14.479
54 -	1:23.634	1.674	70.61	13:41:38.113
55 -	1:23.886	1.926	70.40	13:43:01.999
56 -	1:25.041	3.081	69.44	13:44:27.040
57 -	1:23.888	1.928	70.39	13:45:50.928
58 -	1:26.764	4.804	68.06	13:47:17.692
59 -	1:25.836	3.876	68.80	13:48:43.528
60 -	1:23.251	1.291	70.93	13:50:06.779
61 -	1:23.009	1.049	71.14	13:51:29.788
62 -	1:22.607	0.647	71.49	13:52:52.395
63 -	1:23.673	1.713	70.58	13:54:16.068
64 -	1:24.021	2.061	70.28	13:55:40.089
65 -	1:23.469	1.509	70.75	13:57:03.558
66 -	1:24.614	2.654	69.79	13:58:28.172
67 -	1:29.601	7.641	65.91	13:59:57.773
68 -	1:28.934	6.974	66.40	14:01:26.707
69 -	2:54.417 P	1:32.457	33.85	14:04:21.124
70 -	5:01.917	3:39.957	19.56	14:09:23.041
71 -	1:29.360	7.400	66.08	14:10:52.401
72 -	1:28.227	6.267	66.93	14:12:20.628
73 -	1:28.997	7.037	66.35	14:13:49.625
74 -	1:29.832	7.872	65.74	14:15:19.457
75 -	1:29.584	7.624	65.92	14:16:49.041
76 -	1:28.951	6.991	66.39	14:18:17.992
77 -	1:27.994	6.034	67.11	14:19:45.986
78 -	1:28.497	6.537	66.73	14:21:14.483
79 -	1:29.456	7.496	66.01	14:22:43.939
80 -	1:29.598	7.638	65.91	14:24:13.537
81 -	1:29.397	7.437	66.06	14:25:42.934
82 -	1:27.823	5.863	67.24	14:27:10.757
83 -	1:27.850	5.890	67.22	14:28:38.607
84 -	1:28.658	6.698	66.61	14:30:07.265

P28 44 Graves Motorsport				
LAP	LAP TIME	DIFF	MPH	TIME OF DAY
1 -	1:38.573	16.613	59.91	12:26:18.073
2 -	1:31.032	9.072	64.87	12:27:49.105
3 -	1:27.874	5.914	67.20	12:29:16.979
4 -	1:31.627	9.667	64.45	12:30:48.606
5 -	1:27.225	5.265	67.70	12:32:15.831
6 -	1:28.308	6.348	66.87	12:33:44.139
7 -	1:26.266	4.306	68.45	12:35:10.405
8 -	1:25.720	3.760	68.89	12:36:36.125
9 -	1:25.672	3.712	68.93	12:38:01.797
10 -	1:25.505	3.545	69.06	12:39:27.302
11 -	1:25.474	3.514	69.09	12:40:52.776
12 -	1:28.307	6.347	66.87	12:42:21.083
13 -	1:28.815	6.855	66.49	12:43:49.898
14 -	1:25.636	3.676	68.96	12:45:15.534
15 -	1:25.496	3.536	69.07	12:46:41.030
16 -	1:25.780	3.820	68.84	12:48:06.810
17 -	1:24.666	2.706	69.75	12:49:31.476
18 -	1:25.293	3.333	69.23	12:50:56.769

2024 MSV Trackdays Enduro KA Series

RACE 13 - LAP ANALYSIS

DIFF = Difference To Personal Best Lap

85 -	1:26.979	5.019	67.89	14:31:34.244
86 -	1:27.033	5.073	67.85	14:33:01.277
87 -	1:27.239	5.279	67.69	14:34:28.516
88 -	1:25.999	4.039	68.67	14:35:54.515
89 -	1:26.648	4.688	68.15	14:37:21.163
90 -	1:27.733	5.773	67.31	14:38:48.896
91 -	1:25.233	3.273	69.28	14:40:14.129
92 -	1:25.272	3.312	69.25	14:41:39.401
93 -	1:25.253	3.293	69.27	14:43:04.654
94 -	1:25.788	3.828	68.84	14:44:30.442
95 -	1:24.475	2.515	69.91	14:45:54.917
96 -	1:26.245	4.285	68.47	14:47:21.162
97 -	1:24.746	2.786	69.68	14:48:45.908
98 -	1:25.280	3.320	69.25	14:50:11.188
99 -	1:24.852	2.892	69.59	14:51:36.040
100 -	1:25.027	3.067	69.45	14:53:01.067
101 -	1:25.864	3.904	68.77	14:54:26.931
102 -	1:29.095 P	7.135	66.28	14:55:56.026
103 -	5:10.524	3:48.564	19.01	15:01:06.550
104 -	1:23.971	2.011	70.32	15:02:30.521
105 -	1:23.393	1.433	70.81	15:03:53.914
106 -	1:24.452	2.492	69.92	15:05:18.366
107 -	1:23.315	1.355	70.88	15:06:41.681
108 -	1:24.161	2.201	70.17	15:08:05.842
109 -	1:22.842	0.882	71.28	15:09:28.684
110 -	1:23.119	1.159	71.05	15:10:51.803
111 -	1:23.327	1.367	70.87	15:12:15.130
112 -	1:23.607	1.647	70.63	15:13:38.737
113 -	1:22.499	0.539	71.58	15:15:01.236
114 -	1:22.790	0.830	71.33	15:16:24.026
115 -	1:22.316	0.356	71.74	15:17:46.342
116 -	1:25.787	3.827	68.84	15:19:12.129
117 -	1:22.834	0.874	71.29	15:20:34.963
118 -	1:32.326	10.366	63.96	15:22:07.289
119 -	1:24.557	2.597	69.84	15:23:31.846
120 -	1:23.857	1.897	70.42	15:24:55.703
121 -	1:21.960 (1)		72.05	15:26:17.663
122 -	1:22.058 (2)	0.098	71.96	15:27:39.721
123 -	1:22.385	0.425	71.68	15:29:02.106
124 -	1:23.801	1.841	70.47	15:30:25.907
125 -	1:23.179	1.219	70.99	15:31:49.086
126 -	1:22.731	0.771	71.38	15:33:11.817
127 -	1:22.583	0.623	71.51	15:34:34.400
128 -	1:22.338	0.378	71.72	15:35:56.738
129 -	1:22.391	0.431	71.67	15:37:19.129
130 -	1:23.044	1.084	71.11	15:38:42.173
131 -	1:22.931	0.971	71.21	15:40:05.104
132 -	1:23.445	1.485	70.77	15:41:28.549
133 -	1:23.518	1.558	70.71	15:42:52.067
134 -	1:22.699	0.739	71.41	15:44:14.766
135 -	1:23.352	1.392	70.85	15:45:38.118
136 -	1:23.545	1.585	70.68	15:47:01.663
137 -	1:22.156	0.196	71.88	15:48:23.819
138 -	1:22.510	0.550	71.57	15:49:46.329
139 -	1:22.706	0.746	71.40	15:51:09.035
140 -	1:23.598	1.638	70.64	15:52:32.633
141 -	1:22.684	0.724	71.42	15:53:55.317
142 -	1:22.670	0.710	71.43	15:55:17.987
143 -	1:22.765	0.805	71.35	15:56:40.752
144 -	1:24.006	2.046	70.30	15:58:04.758
145 -	1:22.169	0.209	71.87	15:59:26.927
146 -	1:22.306	0.346	71.75	16:00:49.233
147 -	1:23.532	1.572	70.69	16:02:12.765
148 -	1:23.524	1.564	70.70	16:03:36.289
149 -	1:22.472	0.512	71.60	16:04:58.761
150 -	1:22.365	0.405	71.70	16:06:21.126

DIFF = Difference To Personal Best Lap

151 -	1:25.596	3.636	68.99	16:07:46.722
152 -	1:23.056	1.096	71.10	16:09:09.778
153 -	1:22.557	0.597	71.53	16:10:32.335
154 -	1:23.389	1.429	70.82	16:11:55.724
155 -	1:23.166	1.206	71.01	16:13:18.890
156 -	1:22.825	0.865	71.30	16:14:41.715
157 -	1:22.766	0.806	71.35	16:16:04.481
158 -	1:22.595	0.635	71.50	16:17:27.076
159 -	1:22.888	0.928	71.24	16:18:49.964
160 -	1:22.839	0.879	71.29	16:20:12.803
161 -	1:23.827	1.867	70.45	16:21:36.630
162 -	1:22.649	0.689	71.45	16:22:59.279
163 -	1:22.444	0.484	71.63	16:24:21.723
164 -	1:22.596	0.636	71.50	16:25:44.319
165 -	1:22.787	0.827	71.33	16:27:07.106
166 -	1:22.980	1.020	71.16	16:28:30.086
167 -	1:22.905	0.945	71.23	16:29:52.991
168 -	1:22.407	0.447	71.66	16:31:15.398
169 -	1:22.934	0.974	71.20	16:32:38.332
170 -	1:22.085 (3)	0.125	71.94	16:34:00.417
171 -	1:23.085	1.125	71.07	16:35:23.502
172 -	1:22.769	0.809	71.35	16:36:46.271
173 -	1:22.863	0.903	71.27	16:38:09.134
174 -	1:25.175 P	3.215	69.33	16:39:34.309
175 -	5:22.309	4:00.349	18.32	16:44:56.618
176 -	1:28.678	6.718	66.59	16:46:25.296
177 -	1:28.494	6.534	66.73	16:47:53.790
178 -	1:24.211	2.251	70.12	16:49:18.001
179 -	1:27.517	5.557	67.48	16:50:45.518
180 -	1:26.023	4.063	68.65	16:52:11.541
181 -	1:27.296	5.336	67.65	16:53:38.837
182 -	1:26.084	4.124	68.60	16:55:04.921
183 -	1:26.340	4.380	68.40	16:56:31.261
184 -	1:25.048	3.088	69.43	16:57:56.309
185 -	1:24.606	2.646	69.80	16:59:20.915
186 -	1:25.887	3.927	68.76	17:00:46.802
187 -	1:24.488	2.528	69.89	17:02:11.290
188 -	1:25.092	3.132	69.40	17:03:36.382
189 -	1:25.264	3.304	69.26	17:05:01.646
190 -	1:24.950	2.990	69.51	17:06:26.596
191 -	1:24.719	2.759	69.70	17:07:51.315
192 -	1:24.006	2.046	70.30	17:09:15.321
193 -	1:24.073	2.113	70.24	17:10:39.394
194 -	1:24.836	2.876	69.61	17:12:04.230
195 -	1:24.500	2.540	69.88	17:13:28.730
196 -	1:23.778	1.818	70.49	17:14:52.508
197 -	1:23.663	1.703	70.58	17:16:16.171
198 -	1:23.130	1.170	71.04	17:17:39.301
199 -	1:24.117	2.157	70.20	17:19:03.418
200 -	1:23.774	1.814	70.49	17:20:27.192
201 -	1:23.778	1.818	70.49	17:21:50.970
202 -	1:23.783	1.823	70.48	17:23:14.753
203 -	1:24.501	2.541	69.88	17:24:39.254
204 -	1:24.234	2.274	70.11	17:26:03.488

P29 6 NJM Racing ltd				
LAP	LAP TIME	DIFF	MPH	TIME OF DAY
1 -	1:59.713 P	38.502	49.33	12:26:39.212
2 -	1:54.615	33.404	51.52	12:28:33.828
3 -	1:23.293	2.082	70.90	12:29:57.121
4 -	1:23.248	2.037	70.94	12:31:20.369
5 -	1:22.916	1.705	71.22	12:32:43.285
6 -	1:23.167	1.956	71.00	12:34:06.452
7 -	1:23.986	2.775	70.31	12:35:30.438
8 -	1:23.944	2.733	70.35	12:36:54.382

2024 MSV Trackdays Enduro KA Series

RACE 13 - LAP ANALYSIS

DIFF = Difference To Personal Best Lap

9 -	1:24.450	3.239	69.93	12:38:18.832
10 -	1:23.379	2.168	70.82	12:39:42.211
11 -	1:23.167	1.956	71.00	12:41:05.378
12 -	1:22.895	1.684	71.24	12:42:28.273
13 -	1:23.105	1.894	71.06	12:43:51.378
14 -	1:23.767	2.556	70.50	12:45:15.145
15 -	1:21.783	0.572	72.21	12:46:36.928
16 -	1:21.729	0.518	72.25	12:47:58.657
17 -	1:22.134	0.923	71.90	12:49:20.791
18 -	1:21.947	0.736	72.06	12:50:42.738
19 -	1:21.736	0.525	72.25	12:52:04.474
20 -	1:21.799	0.588	72.19	12:53:26.273
21 -	1:21.783	0.572	72.21	12:54:48.056
22 -	1:22.435	1.224	71.64	12:56:10.491
23 -	1:21.412 (2)	0.201	72.54	12:57:31.903
24 -	1:22.041	0.830	71.98	12:58:53.944
25 -	1:22.243	1.032	71.80	13:00:16.187
26 -	1:22.107	0.896	71.92	13:01:38.294
27 -	1:22.359	1.148	71.70	13:03:00.653
28 -	1:22.763	1.552	71.35	13:04:23.416
29 -	1:22.313	1.102	71.74	13:05:45.729
30 -	1:22.131	0.920	71.90	13:07:07.860
31 -	1:23.228	2.017	70.95	13:08:31.088
32 -	1:21.932	0.721	72.08	13:09:53.020
33 -	1:22.047	0.836	71.97	13:11:15.067
34 -	1:22.126	0.915	71.90	13:12:37.193
35 -	1:22.610	1.399	71.48	13:13:59.803
36 -	1:23.475	2.264	70.74	13:15:23.278
37 -	1:23.757	2.546	70.50	13:16:47.035
38 -	1:24.250	3.039	70.09	13:18:11.285
39 -	1:21.988	0.777	72.03	13:19:33.273
40 -	1:23.922	2.711	70.37	13:20:57.195
41 -	1:23.937	2.726	70.35	13:22:21.132
42 -	1:23.321	2.110	70.87	13:23:44.453
43 -	1:23.053	1.842	71.10	13:25:07.506
44 -	1:23.727	2.516	70.53	13:26:31.233
45 -	1:22.095	0.884	71.93	13:27:53.328
46 -	1:22.812	1.601	71.31	13:29:16.140
47 -	1:27.860 P	6.649	67.21	13:30:44.000
48 -	3:59.224	2:38.013	24.68	13:34:43.224
49 -	1:30.099	8.888	65.54	13:36:13.323
50 -	1:26.113	4.902	68.58	13:37:39.436
51 -	1:26.922	5.711	67.94	13:39:06.358
52 -	1:26.246	5.035	68.47	13:40:32.604
53 -	1:26.003	4.792	68.66	13:41:58.607
54 -	1:27.368	6.157	67.59	13:43:25.975
55 -	1:25.231	4.020	69.29	13:44:51.206
56 -	1:26.630	5.419	68.17	13:46:17.836
57 -	1:26.524	5.313	68.25	13:47:44.360
58 -	1:24.690	3.479	69.73	13:49:09.050
59 -	1:23.211	2.000	70.97	13:50:32.261
60 -	1:23.535	2.324	70.69	13:51:55.796
61 -	1:24.036	2.825	70.27	13:53:19.832
62 -	1:23.993	2.782	70.31	13:54:43.825
63 -	1:22.510	1.299	71.57	13:56:06.335
64 -	1:24.565	3.354	69.83	13:57:30.900
65 -	1:26.090	4.879	68.59	13:58:56.990
66 -	2:13.679	52.468	44.17	14:01:10.669
67 -	3:00.409	1:39.198	32.73	14:04:11.078
68 -	1:39.461	18.250	59.37	14:05:50.539
69 -	1:23.917	2.706	70.37	14:07:14.456
70 -	1:23.066	1.855	71.09	14:08:37.522
71 -	1:22.945	1.734	71.19	14:10:00.467
72 -	1:24.049	2.838	70.26	14:11:24.516
73 -	1:23.138	1.927	71.03	14:12:47.654
74 -	1:23.140	1.929	71.03	14:14:10.794

DIFF = Difference To Personal Best Lap

75 -	1:23.187	1.976	70.99	14:15:33.981
76 -	1:24.469	3.258	69.91	14:16:58.450
77 -	1:22.819	1.608	71.30	14:18:21.269
78 -	1:26.039	4.828	68.63	14:19:47.308
79 -	1:26.377	5.166	68.37	14:21:13.685
80 -	1:23.654	2.443	70.59	14:22:37.339
81 -	1:22.089	0.878	71.94	14:23:59.428
82 -	1:23.547	2.336	70.68	14:25:22.975
83 -	1:23.740	2.529	70.52	14:26:46.715
84 -	1:22.732	1.521	71.38	14:28:09.447
85 -	1:23.146	1.935	71.02	14:29:32.593
86 -	1:22.280	1.069	71.77	14:30:54.873
87 -	1:22.561	1.350	71.53	14:32:17.434
88 -	1:22.888	1.677	71.24	14:33:40.322
89 -	1:23.539	2.328	70.69	14:35:03.861
90 -	1:23.045	1.834	71.11	14:36:26.906
91 -	1:22.865	1.654	71.26	14:37:49.771
92 -	1:23.085	1.874	71.07	14:39:12.856
93 -	1:23.665	2.454	70.58	14:40:36.521
94 -	1:23.813	2.602	70.46	14:42:00.334
95 -	1:23.084	1.873	71.08	14:43:23.418
96 -	1:23.478	2.267	70.74	14:44:46.896
97 -	1:31.104 P	9.893	64.82	14:46:18.000
98 -	5:26.593	4:05.382	18.08	14:51:44.593
99 -	1:22.562	1.351	71.53	14:53:07.155
100 -	1:22.317	1.106	71.74	14:54:29.472
101 -	1:22.863	1.652	71.27	14:55:52.335
102 -	1:23.562	2.351	70.67	14:57:15.897
103 -	1:23.434	2.223	70.78	14:58:39.331
104 -	1:22.404	1.193	71.66	15:00:01.735
105 -	1:22.358	1.147	71.70	15:01:24.093
106 -	1:22.423	1.212	71.65	15:02:46.516
107 -	1:22.335	1.124	71.72	15:04:08.851
108 -	1:22.368	1.157	71.69	15:05:31.219
109 -	1:22.278	1.067	71.77	15:06:53.497
110 -	1:22.182	0.971	71.86	15:08:15.679
111 -	1:22.190	0.979	71.85	15:09:37.869
112 -	1:23.578	2.367	70.66	15:11:01.447
113 -	1:21.945	0.734	72.06	15:12:23.392
114 -	1:22.578	1.367	71.51	15:13:45.970
115 -	1:21.993	0.782	72.02	15:15:07.963
116 -	1:22.643	1.432	71.45	15:16:30.606
117 -	1:21.881	0.670	72.12	15:17:52.487
118 -	1:22.175	0.964	71.86	15:19:14.662
119 -	1:21.862	0.651	72.14	15:20:36.524
120 -	1:30.481	9.270	65.26	15:22:07.005
121 -	1:23.815	2.604	70.46	15:23:30.820
122 -	1:23.130	1.919	71.04	15:24:53.950
123 -	1:21.711	0.500	72.27	15:26:15.661
124 -	1:23.529	2.318	70.70	15:27:39.190
125 -	1:22.058	0.847	71.96	15:29:01.248
126 -	1:23.153	1.942	71.02	15:30:24.401
127 -	1:21.865	0.654	72.13	15:31:46.266
128 -	1:21.211 (1)		72.72	15:33:07.477
129 -	1:22.042	0.831	71.98	15:34:29.519
130 -	1:22.326	1.115	71.73	15:35:51.845
131 -	1:22.055	0.844	71.97	15:37:13.900
132 -	1:21.733	0.522	72.25	15:38:35.633
133 -	1:47.520 P	26.309	54.92	15:40:23.153
134 -	1:54.637	33.426	51.51	15:42:17.790
135 -	1:23.510	2.299	70.71	15:43:41.300
136 -	1:22.658	1.447	71.44	15:45:03.958
137 -	1:22.837	1.626	71.29	15:46:26.795
138 -	1:21.687	0.476	72.29	15:47:48.482
139 -	1:21.708	0.497	72.27	15:49:10.190
140 -	1:21.563	0.352	72.40	15:50:31.753

2024 MSV Trackdays Enduro KA Series

RACE 13 - LAP ANALYSIS

DIFF = Difference To Personal Best Lap

141 -	1:22.659	1.448	71.44	15:51:54.412
142 -	1:22.535	1.324	71.55	15:53:16.947
143 -	1:22.409	1.198	71.66	15:54:39.356
144 -	1:22.578	1.367	71.51	15:56:01.934
145 -	1:28.149	P 6.938	66.99	15:57:30.083
146 -	6:21.152	4:59.941	15.49	16:03:51.236
147 -	1:25.907	4.696	68.74	16:05:17.143
148 -	1:25.493	4.282	69.07	16:06:42.636
149 -	1:25.152	3.941	69.35	16:08:07.788
150 -	1:25.140	3.929	69.36	16:09:32.928
151 -	1:23.579	2.368	70.65	16:10:56.507
152 -	1:24.492	3.281	69.89	16:12:20.999
153 -	1:25.341	4.130	69.20	16:13:46.340
154 -	1:26.902	5.691	67.95	16:15:13.242
155 -	1:22.579	1.368	71.51	16:16:35.821
156 -	1:23.333	2.122	70.86	16:17:59.154
157 -	1:23.983	2.772	70.31	16:19:23.137
158 -	1:23.577	2.366	70.66	16:20:46.714
159 -	1:22.042	0.831	71.98	16:22:08.756
160 -	1:22.705	1.494	71.40	16:23:31.461
161 -	1:22.500	1.289	71.58	16:24:53.961
162 -	1:21.540	(3) 0.329	72.42	16:26:15.501
163 -	1:21.809	0.598	72.18	16:27:37.310
164 -	1:22.406	1.195	71.66	16:28:59.716
165 -	1:22.681	1.470	71.42	16:30:22.397
166 -	1:22.485	1.274	71.59	16:31:44.882
167 -	1:22.849	1.638	71.28	16:33:07.731
168 -	1:23.721	2.510	70.53	16:34:31.452
169 -	1:23.522	2.311	70.70	16:35:54.974
170 -	1:23.498	2.287	70.72	16:37:18.472
171 -	1:23.509	2.298	70.71	16:38:41.981
172 -	1:23.832	2.621	70.44	16:40:05.813
173 -	1:23.638	2.427	70.60	16:41:29.451
174 -	1:22.930	1.719	71.21	16:42:52.381
175 -	1:23.364	2.153	70.84	16:44:15.745
176 -	1:22.527	1.316	71.56	16:45:38.272
177 -	1:23.327	2.116	70.87	16:47:01.599
178 -	1:23.072	1.861	71.09	16:48:24.671
179 -	1:22.987	1.776	71.16	16:49:47.658
180 -	1:22.836	1.625	71.29	16:51:10.494
181 -	1:22.881	1.670	71.25	16:52:33.375
182 -	1:22.837	1.626	71.29	16:53:56.212
183 -	1:23.122	1.911	71.04	16:55:19.334
184 -	1:23.931	2.720	70.36	16:56:43.265
185 -	1:22.206	0.995	71.83	16:58:05.471
186 -	1:22.851	1.640	71.28	16:59:28.322
187 -	1:23.075	1.864	71.08	17:00:51.397
188 -	1:22.907	1.696	71.23	17:02:14.304
189 -	1:22.232	1.021	71.81	17:03:36.536
190 -	1:24.325	3.114	70.03	17:05:00.861
191 -	1:22.757	1.546	71.36	17:06:23.618
192 -	1:21.986	0.775	72.03	17:07:45.604
193 -	1:22.462	1.251	71.61	17:09:08.066
194 -	1:23.477	2.266	70.74	17:10:31.543
195 -	1:22.219	1.008	71.82	17:11:53.762
196 -	1:22.455	1.244	71.62	17:13:16.217
197 -	1:22.816	1.605	71.31	17:14:39.033
198 -	1:23.308	2.097	70.88	17:16:02.341
199 -	1:37.824	P 16.613	60.37	17:17:40.165
200 -	3:34.875	2:13.664	27.48	17:21:15.041
201 -	1:22.153	0.942	71.88	17:22:37.194
202 -	1:22.863	1.652	71.27	17:24:00.057
203 -	1:24.533	3.322	69.86	17:25:24.590

DIFF = Difference To Personal Best Lap

P30 275 Team Lifeline				
LAP	LAP TIME	DIFF	MPH	TIME OF DAY
1 -	1:29.454	8.946	66.01	12:26:08.954
2 -	1:22.127	1.619	71.90	12:27:31.081
3 -	1:22.022	1.514	72.00	12:28:53.103
4 -	1:20.976	0.468	72.93	12:30:14.079
5 -	1:21.773	1.265	72.22	12:31:35.852
6 -	1:21.665	1.157	72.31	12:32:57.517
7 -	1:21.251	0.743	72.68	12:34:18.768
8 -	1:21.493	0.985	72.46	12:35:40.261
9 -	1:21.474	0.966	72.48	12:37:01.735
10 -	1:21.907	1.399	72.10	12:38:23.642
11 -	1:20.567	(2) 0.059	73.30	12:39:44.209
12 -	1:21.854	1.346	72.14	12:41:06.063
13 -	1:21.418	0.910	72.53	12:42:27.481
14 -	1:20.987	0.479	72.92	12:43:48.468
15 -	1:21.896	1.388	72.11	12:45:10.364
16 -	1:21.561	1.053	72.40	12:46:31.925
17 -	1:21.562	1.054	72.40	12:47:53.487
18 -	1:21.262	0.754	72.67	12:49:14.749
19 -	1:21.604	1.096	72.36	12:50:36.353
20 -	1:21.264	0.756	72.67	12:51:57.617
21 -	1:21.429	0.921	72.52	12:53:19.046
22 -	1:22.818	2.310	71.30	12:54:41.864
23 -	1:21.844	1.336	72.15	12:56:03.708
24 -	1:20.791	(3) 0.283	73.09	12:57:24.499
25 -	1:26.430	P 5.922	68.32	12:58:50.929
26 -	4:39.333	3:18.825	21.14	13:03:30.262
27 -	1:22.159	1.651	71.88	13:04:52.421
28 -	1:21.745	1.237	72.24	13:06:14.166
29 -	1:21.500	0.992	72.46	13:07:35.666
30 -	1:21.704	1.196	72.28	13:08:57.370
31 -	1:21.827	1.319	72.17	13:10:19.197
32 -	1:21.397	0.889	72.55	13:11:40.594
33 -	1:25.891	P 5.383	68.75	13:13:06.485
34 -	4:52.037	3:31.529	20.22	13:17:58.522
35 -	1:21.461	0.953	72.49	13:19:19.983
36 -	1:22.227	1.719	71.82	13:20:42.210
37 -	1:21.968	1.460	72.04	13:22:04.178
38 -	1:24.468	3.960	69.91	13:23:28.646
39 -	1:22.142	1.634	71.89	13:24:50.788
40 -	1:22.158	1.650	71.88	13:26:12.946
41 -	1:21.726	1.218	72.26	13:27:34.672
42 -	1:21.568	1.060	72.40	13:28:56.240
43 -	1:21.955	1.447	72.05	13:30:18.195
44 -	1:21.970	1.462	72.04	13:31:40.165
45 -	1:26.726	P 6.218	68.09	13:33:06.891
46 -	3:52.517	2:32.009	25.39	13:36:59.408
47 -	1:23.566	3.058	70.67	13:38:22.974
48 -	1:22.463	1.955	71.61	13:39:45.437
49 -	1:22.817	2.309	71.30	13:41:08.254
50 -	1:23.626	3.118	70.62	13:42:31.880
51 -	1:23.241	2.733	70.94	13:43:55.121
52 -	1:22.450	1.942	71.62	13:45:17.571
53 -	1:24.844	4.336	69.60	13:46:42.415
54 -	1:25.524	5.016	69.05	13:48:07.939
55 -	1:22.513	2.005	71.57	13:49:30.452
56 -	1:22.651	2.143	71.45	13:50:53.103
57 -	1:22.663	2.155	71.44	13:52:15.766
58 -	1:25.741	5.233	68.87	13:53:41.507
59 -	1:22.604	2.096	71.49	13:55:04.111
60 -	1:22.538	2.030	71.55	13:56:26.649
61 -	1:22.118	1.610	71.91	13:57:48.767
62 -	1:23.043	2.535	71.11	13:59:11.810
63 -	2:04.332	43.824	47.49	14:01:16.142

2024 MSV Trackdays Enduro KA Series

RACE 13 - LAP ANALYSIS

DIFF = Difference To Personal Best Lap

196 -	1:24.157	3.649	70.17	17:17:07.824
197 -	1:23.818	3.310	70.45	17:18:31.642
198 -	1:25.821	5.313	68.81	17:19:57.463
199 -	1:26.123	5.615	68.57	17:21:23.586
200 -	1:24.941	4.433	69.52	17:22:48.527
201 -	1:24.197	3.689	70.14	17:24:12.724
202 -	1:26.052	5.544	68.62	17:25:38.776

DIFF = Difference To Personal Best Lap

56 -	1:26.296	4.515	68.43	13:46:02.710
57 -	1:26.310	4.529	68.42	13:47:29.020
58 -	1:26.093	4.312	68.59	13:48:55.113
59 -	1:26.717	4.936	68.10	13:50:21.830
60 -	1:26.472	4.691	68.29	13:51:48.302
61 -	1:27.179	5.398	67.74	13:53:15.481
62 -	1:25.354	3.573	69.19	13:54:40.835
63 -	1:24.814	3.033	69.63	13:56:05.649
64 -	1:27.491	5.710	67.50	13:57:33.140
65 -	1:28.128	6.347	67.01	13:59:01.268
66 -	2:11.508	49.727	44.90	14:01:12.776
67 -	3:00.296	1:38.515	32.75	14:04:13.072
68 -	1:40.971	19.190	58.48	14:05:54.043
69 -	1:25.159	3.378	69.34	14:07:19.202
70 -	1:25.275	3.494	69.25	14:08:44.477
71 -	1:25.008	3.227	69.47	14:10:09.485
72 -	1:24.144	2.363	70.18	14:11:33.629
73 -	1:24.375	2.594	69.99	14:12:58.004
74 -	1:24.767	2.986	69.66	14:14:22.771
75 -	1:24.130	2.349	70.19	14:15:46.901
76 -	1:23.850	2.069	70.43	14:17:10.751
77 -	1:24.270	2.489	70.08	14:18:35.021
78 -	1:22.675	0.894	71.43	14:19:57.696
79 -	1:23.091	1.310	71.07	14:21:20.787
80 -	1:23.357	1.576	70.84	14:22:44.144
81 -	1:23.211	1.430	70.97	14:24:07.355
82 -	1:22.514	0.733	71.57	14:25:29.869
83 -	1:23.053	1.272	71.10	14:26:52.922
84 -	1:23.020	1.239	71.13	14:28:15.942
85 -	1:23.041	1.260	71.11	14:29:38.983
86 -	1:23.228	1.447	70.95	14:31:02.211
87 -	1:24.380	2.599	69.98	14:32:26.591
88 -	1:24.511	2.730	69.88	14:33:51.102
89 -	1:23.298	1.517	70.89	14:35:14.400
90 -	1:23.229	1.448	70.95	14:36:37.629
91 -	1:23.909	2.128	70.38	14:38:01.538
92 -	1:22.628	0.847	71.47	14:39:24.166
93 -	1:23.438	1.657	70.77	14:40:47.604
94 -	1:22.700	0.919	71.41	14:42:10.304
95 -	1:22.662	0.881	71.44	14:43:32.966
96 -	1:22.590	0.809	71.50	14:44:55.556
97 -	1:22.503	0.722	71.58	14:46:18.059
98 -	1:23.126	1.345	71.04	14:47:41.185
99 -	1:22.511	0.730	71.57	14:49:03.696
100 -	1:22.517	0.736	71.56	14:50:26.213
101 -	1:23.426	1.645	70.78	14:51:49.639
102 -	1:23.340	1.559	70.86	14:53:12.979
103 -	1:23.561	1.780	70.67	14:54:36.540
104 -	1:30.114	P 8.333	65.53	14:56:06.654
105 -	6:24.884	5:03.103	15.34	15:02:31.538
106 -	1:37.530	15.749	60.55	15:04:09.068
107 -	1:35.660	13.879	61.73	15:05:44.728
108 -	1:36.234	14.453	61.36	15:07:20.962
109 -	1:36.979	15.198	60.89	15:08:57.941
110 -	1:36.966	15.185	60.90	15:10:34.907
111 -	1:38.941	17.160	59.68	15:12:13.848
112 -	1:40.797	19.016	58.58	15:13:54.645
113 -	1:35.946	14.165	61.55	15:15:30.591
114 -	1:36.203	14.422	61.38	15:17:06.794
115 -	1:38.124	16.343	60.18	15:18:44.918
116 -	1:36.583	14.802	61.14	15:20:21.501
117 -	1:49.042	27.261	54.15	15:22:10.543
118 -	1:46.907	25.126	55.24	15:23:57.450
119 -	1:40.773	18.992	58.60	15:25:38.223
120 -	1:37.610	15.829	60.50	15:27:15.833
121 -	1:37.729	15.948	60.42	15:28:53.562

P31 2 NJM's PDC's				
LAP	LAP TIME	DIFF	MPH	TIME OF DAY

1 -	1:37.108	15.327	60.81	12:26:16.608
2 -	1:27.978	6.197	67.12	12:27:44.586
3 -	1:24.793	3.012	69.64	12:29:09.379
4 -	1:23.652	1.871	70.59	12:30:33.031
5 -	1:23.196	1.415	70.98	12:31:56.227
6 -	1:23.407	1.626	70.80	12:33:19.634
7 -	1:24.514	2.733	69.87	12:34:44.148
8 -	1:23.721	1.940	70.53	12:36:07.869
9 -	1:23.181	1.400	70.99	12:37:31.050
10 -	1:22.978	1.197	71.17	12:38:54.028
11 -	1:22.809	1.028	71.31	12:40:16.837
12 -	1:22.534	0.753	71.55	12:41:39.371
13 -	1:22.543	0.762	71.54	12:43:01.914
14 -	1:22.786	1.005	71.33	12:44:24.700
15 -	1:24.024	2.243	70.28	12:45:48.724
16 -	1:23.116	1.335	71.05	12:47:11.840
17 -	1:22.781	1.000	71.34	12:48:34.621
18 -	1:23.697	1.916	70.56	12:49:58.318
19 -	1:23.304	1.523	70.89	12:51:21.622
20 -	1:22.989	1.208	71.16	12:52:44.611
21 -	1:23.251	1.470	70.93	12:54:07.862
22 -	1:22.738	0.957	71.37	12:55:30.600
23 -	1:23.365	1.584	70.84	12:56:53.965
24 -	1:23.177	1.396	71.00	12:58:17.142
25 -	1:22.731	0.950	71.38	12:59:39.873
26 -	1:23.725	1.944	70.53	13:01:03.598
27 -	1:22.831	1.050	71.29	13:02:26.429
28 -	1:23.172	1.391	71.00	13:03:49.601
29 -	1:23.070	1.289	71.09	13:05:12.671
30 -	1:21.990 (2)	0.209	72.02	13:06:34.661
31 -	1:26.624	4.843	68.17	13:08:01.285
32 -	1:24.130	2.349	70.19	13:09:25.415
33 -	1:21.781 (1)		72.21	13:10:47.196
34 -	1:23.167	1.386	71.00	13:12:10.363
35 -	1:23.059	1.278	71.10	13:13:33.422
36 -	1:24.227	2.446	70.11	13:14:57.649
37 -	1:23.757	1.976	70.50	13:16:21.406
38 -	1:24.055	2.274	70.25	13:17:45.461
39 -	1:22.548	0.767	71.54	13:19:08.009
40 -	1:23.082	1.301	71.08	13:20:31.091
41 -	1:23.176	1.395	71.00	13:21:54.267
42 -	1:22.687	0.906	71.42	13:23:16.954
43 -	1:22.894	1.113	71.24	13:24:39.848
44 -	1:22.717	0.936	71.39	13:26:02.565
45 -	1:22.873	1.092	71.26	13:27:25.438
46 -	1:22.840	1.059	71.29	13:28:48.278
47 -	1:23.587	1.806	70.65	13:30:11.865
48 -	1:22.885	1.104	71.25	13:31:34.750
49 -	1:22.707	0.926	71.40	13:32:57.457
50 -	1:22.199 (3)	0.418	71.84	13:34:19.656
51 -	1:22.810	1.029	71.31	13:35:42.466
52 -	1:22.914	1.133	71.22	13:37:05.380
53 -	1:28.748 P	6.967	66.54	13:38:34.128
54 -	4:36.325	3:14.544	21.37	13:43:10.453
55 -	1:25.961	4.180	68.70	13:44:36.414

2024 MSV Trackdays Enduro KA Series

RACE 13 - LAP ANALYSIS

DIFF = Difference To Personal Best Lap

122 -	1:40.563	18.782	58.72	15:30:34.125
123 -	1:39.566	17.785	59.31	15:32:13.691
124 -	1:36.298	14.517	61.32	15:33:49.989
125 -	1:35.632	13.851	61.75	15:35:25.621
126 -	1:34.523	12.742	62.47	15:37:00.144
127 -	1:37.094	15.313	60.82	15:38:37.238
128 -	1:36.211	14.430	61.38	15:40:13.449
129 -	1:37.626	15.845	60.49	15:41:51.075
130 -	1:33.683	11.902	63.03	15:43:24.758
131 -	1:33.007	11.226	63.49	15:44:57.765
132 -	1:33.103	11.322	63.43	15:46:30.868
133 -	1:37.522	15.741	60.55	15:48:08.390
134 -	1:36.277	14.496	61.34	15:49:44.667
135 -	1:35.617	13.836	61.76	15:51:20.284
136 -	1:37.075	15.294	60.83	15:52:57.359
137 -	1:33.568	11.787	63.11	15:54:30.927
138 -	1:34.448	12.667	62.52	15:56:05.375
139 -	1:34.799	13.018	62.29	15:57:40.174
140 -	1:34.280	12.499	62.63	15:59:14.454
141 -	1:33.535	11.754	63.13	16:00:47.989
142 -	1:32.151	10.370	64.08	16:02:20.140
143 -	1:33.654	11.873	63.05	16:03:53.794
144 -	1:32.218	10.437	64.04	16:05:26.012
145 -	1:34.705	12.924	62.35	16:07:00.717
146 -	1:32.185	10.404	64.06	16:08:32.902
147 -	1:43.444	P 21.663	57.09	16:10:16.346
148 -	4:29.676	3:07.895	21.89	16:14:46.022
149 -	1:32.896	11.115	63.57	16:16:18.918
150 -	1:33.110	11.329	63.42	16:17:52.028
151 -	1:31.727	9.946	64.38	16:19:23.755
152 -	1:31.672	9.891	64.42	16:20:55.427
153 -	1:31.706	9.925	64.39	16:22:27.133
154 -	1:28.219	6.438	66.94	16:23:55.352
155 -	1:26.793	5.012	68.04	16:25:22.145
156 -	1:28.786	7.005	66.51	16:26:50.931
157 -	1:26.798	5.017	68.03	16:28:17.729
158 -	1:27.737	5.956	67.31	16:29:45.466
159 -	1:29.776	7.995	65.78	16:31:15.242
160 -	1:26.075	4.294	68.61	16:32:41.317
161 -	1:26.162	4.381	68.54	16:34:07.479
162 -	1:25.869	4.088	68.77	16:35:33.348
163 -	1:27.858	6.077	67.21	16:37:01.206
164 -	1:28.459	6.678	66.76	16:38:29.665
165 -	1:26.423	4.642	68.33	16:39:56.088
166 -	1:26.563	4.782	68.22	16:41:22.651
167 -	1:25.092	3.311	69.40	16:42:47.743
168 -	1:25.376	3.595	69.17	16:44:13.119
169 -	1:26.466	4.685	68.30	16:45:39.585
170 -	1:24.044	2.263	70.26	16:47:03.629
171 -	1:25.353	3.572	69.19	16:48:28.982
172 -	1:27.934	6.153	67.16	16:49:56.916
173 -	1:27.251	5.470	67.68	16:51:24.167
174 -	1:27.080	5.299	67.81	16:52:51.247
175 -	1:26.863	5.082	67.98	16:54:18.110
176 -	1:26.890	5.109	67.96	16:55:45.000
177 -	1:25.225	3.444	69.29	16:57:10.225
178 -	1:25.883	4.102	68.76	16:58:36.108
179 -	1:25.716	3.935	68.89	17:00:01.824
180 -	1:26.924	5.143	67.94	17:01:28.748
181 -	1:25.448	3.667	69.11	17:02:54.196
182 -	1:25.362	3.581	69.18	17:04:19.558
183 -	1:26.208	4.427	68.50	17:05:45.766
184 -	1:25.094	3.313	69.40	17:07:10.860
185 -	1:26.446	4.665	68.31	17:08:37.306
186 -	1:25.237	3.456	69.28	17:10:02.543
187 -	1:25.362	3.581	69.18	17:11:27.905

DIFF = Difference To Personal Best Lap

188 -	1:24.809	3.028	69.63	17:12:52.714
189 -	1:25.362	3.581	69.18	17:14:18.076
190 -	1:27.496	5.715	67.49	17:15:45.572
191 -	1:26.997	5.216	67.88	17:17:12.569
192 -	1:26.035	4.254	68.64	17:18:38.604
193 -	1:24.932	3.151	69.53	17:20:03.536
194 -	1:24.898	3.117	69.56	17:21:28.434
195 -	1:25.263	3.482	69.26	17:22:53.697
196 -	1:26.126	4.345	68.57	17:24:19.823
197 -	1:23.633	1.852	70.61	17:25:43.456

P32 14 Usher Motorsport				
LAP	LAP TIME	DIFF	MPH	TIME OF DAY
1 -	1:34.722	12.497	62.34	12:26:14.222
2 -	1:30.289	8.064	65.40	12:27:44.511
3 -	1:31.712	9.487	64.39	12:29:16.223
4 -	1:34.193	11.968	62.69	12:30:50.416
5 -	1:30.872	8.647	64.98	12:32:21.288
6 -	1:31.234	9.009	64.73	12:33:52.522
7 -	1:30.872	8.647	64.98	12:35:23.394
8 -	1:30.105	7.880	65.54	12:36:53.499
9 -	1:30.392	8.167	65.33	12:38:23.891
10 -	1:28.920	6.695	66.41	12:39:52.811
11 -	1:27.666	5.441	67.36	12:41:20.477
12 -	1:28.136	5.911	67.00	12:42:48.614
13 -	1:28.379	6.154	66.82	12:44:16.993
14 -	1:28.679	6.454	66.59	12:45:45.672
15 -	1:27.976	5.751	67.12	12:47:13.648
16 -	1:31.498	9.273	64.54	12:48:45.146
17 -	1:28.038	5.813	67.08	12:50:13.184
18 -	1:33.066	10.841	63.45	12:51:46.250
19 -	1:30.443	8.218	65.29	12:53:16.693
20 -	1:31.102	8.877	64.82	12:54:47.795
21 -	1:33.017	10.792	63.49	12:56:20.812
22 -	1:33.013	10.788	63.49	12:57:53.826
23 -	1:28.460	6.235	66.76	12:59:22.286
24 -	1:26.380	4.155	68.36	13:00:48.666
25 -	1:26.085	3.860	68.60	13:02:14.751
26 -	1:26.423	4.198	68.33	13:03:41.174
27 -	1:26.554	4.329	68.23	13:05:07.728
28 -	1:26.469	4.244	68.29	13:06:34.197
29 -	1:26.750	4.525	68.07	13:08:00.947
30 -	1:26.920	4.695	67.94	13:09:27.867
31 -	1:26.053	3.828	68.62	13:10:53.920
32 -	1:27.106	4.881	67.79	13:12:21.026
33 -	1:25.634	3.409	68.96	13:13:46.660
34 -	1:26.296	4.071	68.43	13:15:12.956
35 -	1:26.506	4.281	68.26	13:16:39.462
36 -	1:25.375	3.150	69.17	13:18:04.837
37 -	1:25.431	3.206	69.12	13:19:30.268
38 -	1:26.456	4.231	68.30	13:20:56.724
39 -	1:26.019	3.794	68.65	13:22:22.743
40 -	1:26.572	4.347	68.21	13:23:49.315
41 -	1:24.538	2.313	69.85	13:25:13.853
42 -	1:27.351	5.126	67.60	13:26:41.204
43 -	1:28.252	6.027	66.91	13:28:09.456
44 -	1:26.950	4.725	67.92	13:29:36.406
45 -	1:24.960	2.735	69.51	13:31:01.366
46 -	1:24.432	2.207	69.94	13:32:25.798
47 -	1:25.368	3.143	69.17	13:33:51.166
48 -	1:25.932	3.707	68.72	13:35:17.098
49 -	1:26.709	4.484	68.10	13:36:43.807
50 -	1:26.518	4.293	68.25	13:38:10.325
51 -	1:24.985	2.760	69.49	13:39:35.310
52 -	1:25.662	3.437	68.94	13:41:00.972

2024 MSV Trackdays Enduro KA Series

RACE 13 - LAP ANALYSIS

DIFF = Difference To Personal Best Lap

53 -	1:26.254	4.029	68.46	13:42:27.226
54 -	1:27.524	5.299	67.47	13:43:54.750
55 -	1:27.333	5.108	67.62	13:45:22.083
56 -	1:26.066	3.841	68.61	13:46:48.149
57 -	1:31.380	9.155	64.62	13:48:19.529
58 -	1:37.471	P 15.246	60.58	13:49:57.000
59 -	6:59.262	5:37.037	14.08	13:56:56.262
60 -	1:24.971	2.746	69.50	13:58:21.233
61 -	1:27.590	5.365	67.42	13:59:48.823
62 -	1:35.020	12.795	62.15	14:01:23.843
63 -	2:57.995	1:35.770	33.17	14:04:21.838
64 -	1:43.301	21.076	57.16	14:06:05.139
65 -	1:23.696	1.471	70.56	14:07:28.835
66 -	1:23.359	1.134	70.84	14:08:52.194
67 -	1:24.962	2.737	69.50	14:10:17.156
68 -	1:25.537	3.312	69.04	14:11:42.693
69 -	1:23.553	1.328	70.68	14:13:06.246
70 -	1:23.345	1.120	70.85	14:14:29.591
71 -	1:24.152	1.927	70.17	14:15:53.743
72 -	1:22.563	0.338	71.52	14:17:16.306
73 -	1:22.513	0.288	71.57	14:18:38.819
74 -	1:22.879	0.654	71.25	14:20:01.698
75 -	1:23.321	1.096	70.87	14:21:25.019
76 -	1:23.146	0.921	71.02	14:22:48.165
77 -	1:23.980	1.755	70.32	14:24:12.145
78 -	1:23.109	0.884	71.05	14:25:35.254
79 -	1:24.101	1.876	70.22	14:26:59.355
80 -	1:23.728	1.503	70.53	14:28:23.083
81 -	1:23.765	1.540	70.50	14:29:46.848
82 -	1:24.365	2.140	70.00	14:31:11.213
83 -	1:34.247	P 12.022	62.66	14:32:45.460
84 -	1:51.163	28.938	53.12	14:34:36.623
85 -	1:24.155	1.930	70.17	14:36:00.778
86 -	1:22.614	0.389	71.48	14:37:23.392
87 -	1:22.842	0.617	71.28	14:38:46.234
88 -	1:22.350	0.125	71.71	14:40:08.584
89 -	1:22.962	0.737	71.18	14:41:31.546
90 -	1:23.347	1.122	70.85	14:42:54.893
91 -	1:23.020	0.795	71.13	14:44:17.913
92 -	1:23.172	0.947	71.00	14:45:41.085
93 -	1:23.842	1.617	70.43	14:47:04.927
94 -	1:22.799	0.574	71.32	14:48:27.726
95 -	1:23.378	1.153	70.83	14:49:51.104
96 -	1:23.062	0.837	71.09	14:51:14.166
97 -	1:23.654	1.429	70.59	14:52:37.820
98 -	1:24.623	2.398	69.78	14:54:02.443
99 -	1:23.042	0.817	71.11	14:55:25.485
100 -	1:23.175	0.950	71.00	14:56:48.660
101 -	1:23.519	1.294	70.71	14:58:12.179
102 -	1:25.125	2.900	69.37	14:59:37.304
103 -	1:23.870	1.645	70.41	15:01:01.174
104 -	1:22.779	0.554	71.34	15:02:23.953
105 -	1:22.853	0.628	71.27	15:03:46.806
106 -	1:22.617	0.392	71.48	15:05:09.423
107 -	1:23.605	1.380	70.63	15:06:33.028
108 -	1:23.093	0.868	71.07	15:07:56.121
109 -	1:22.902	0.677	71.23	15:09:19.023
110 -	1:23.740	1.515	70.52	15:10:42.763
111 -	1:23.593	1.368	70.64	15:12:06.356
112 -	1:22.498	0.273	71.58	15:13:28.854
113 -	1:22.710	0.485	71.40	15:14:51.564
114 -	1:23.875	1.650	70.41	15:16:15.439
115 -	1:22.782	0.557	71.34	15:17:38.221
116 -	1:23.274	1.049	70.91	15:19:01.495
117 -	1:23.389	1.164	70.82	15:20:24.884
118 -	1:23.299	1.074	70.89	15:21:48.183

DIFF = Difference To Personal Best Lap

119 -	1:23.306	1.081	70.89	15:23:11.489
120 -	1:23.357	1.132	70.84	15:24:34.846
121 -	1:22.875	0.650	71.25	15:25:57.721
122 -	1:23.924	1.699	70.36	15:27:21.645
123 -	1:24.419	2.194	69.95	15:28:46.064
124 -	1:31.991	P 9.766	64.19	15:30:18.055
125 -	6:29.741	5:07.516	15.15	15:36:47.797
126 -	1:26.011	3.786	68.66	15:38:13.808
127 -	1:25.500	3.275	69.07	15:39:39.308
128 -	1:23.818	1.593	70.45	15:41:03.126
129 -	1:23.125	0.900	71.04	15:42:26.251
130 -	1:23.276	1.051	70.91	15:43:49.527
131 -	1:23.574	1.349	70.66	15:45:13.101
132 -	1:23.899	1.674	70.39	15:46:37.000
133 -	1:22.989	0.764	71.16	15:47:59.989
134 -	1:23.611	1.386	70.63	15:49:23.600
135 -	1:22.822	0.597	71.30	15:50:46.422
136 -	1:22.397	0.172	71.67	15:52:08.819
137 -	1:24.166	1.941	70.16	15:53:32.985
138 -	1:23.090	0.865	71.07	15:54:56.075
139 -	1:22.648	0.423	71.45	15:56:18.723
140 -	1:22.784	0.559	71.33	15:57:41.507
141 -	1:23.842	1.617	70.43	15:59:05.349
142 -	1:24.661	2.436	69.75	16:00:30.010
143 -	1:38.625	P 16.400	59.87	16:02:08.635
144 -	11:10.631	9:48.406	8.80	16:13:19.267
145 -	1:23.199	0.974	70.98	16:14:42.466
146 -	1:22.998	0.773	71.15	16:16:05.464
147 -	1:23.320	1.095	70.87	16:17:28.784
148 -	1:23.489	1.264	70.73	16:18:52.273
149 -	1:24.956	2.731	69.51	16:20:17.229
150 -	1:23.531	1.306	70.70	16:21:40.760
151 -	1:24.480	2.255	69.90	16:23:05.240
152 -	1:22.687	0.462	71.42	16:24:27.927
153 -	1:24.207	1.982	70.13	16:25:52.134
154 -	1:22.492	0.267	71.59	16:27:14.626
155 -	1:22.451	0.226	71.62	16:28:37.077
156 -	1:22.225	(1)	71.82	16:29:59.302
157 -	1:22.308	0.083	71.75	16:31:21.610
158 -	1:22.691	0.466	71.41	16:32:44.301
159 -	1:22.979	0.754	71.17	16:34:07.280
160 -	1:23.009	0.784	71.14	16:35:30.289
161 -	1:23.382	1.157	70.82	16:36:53.671
162 -	1:23.339	1.114	70.86	16:38:17.010
163 -	1:22.520	0.295	71.56	16:39:39.530
164 -	1:22.608	0.383	71.49	16:41:02.138
165 -	1:23.530	1.305	70.70	16:42:25.668
166 -	1:22.946	0.721	71.19	16:43:48.614
167 -	1:22.767	0.542	71.35	16:45:11.381
168 -	1:22.957	0.732	71.18	16:46:34.338
169 -	1:22.572	0.347	71.52	16:47:56.910
170 -	1:22.306	0.081	71.75	16:49:19.216
171 -	1:23.807	1.582	70.46	16:50:43.023
172 -	1:22.296	(2) 0.071	71.76	16:52:05.319
173 -	1:22.377	0.152	71.69	16:53:27.696
174 -	1:22.379	0.154	71.68	16:54:50.075
175 -	1:22.526	0.301	71.56	16:56:12.601
176 -	1:22.350	0.125	71.71	16:57:34.951
177 -	1:22.795	0.570	71.32	16:58:57.746
178 -	1:22.372	0.147	71.69	17:00:20.118
179 -	1:23.317	1.092	70.88	17:01:43.435
180 -	1:23.912	1.687	70.37	17:03:07.347
181 -	1:22.302	(3) 0.077	71.75	17:04:29.649
182 -	1:23.382	1.157	70.82	17:05:53.031
183 -	1:22.570	0.345	71.52	17:07:15.601
184 -	1:30.729	P 8.504	65.09	17:08:46.330

2024 MSV Trackdays Enduro KA Series

RACE 13 - LAP ANALYSIS

DIFF = Difference To Personal Best Lap

Table with columns for Lap Number, Lap Time, and Diff. Rows 119-184. Notable lap 174: 1:20.168 (1), 175: 1:20.329 (3). Best Lap: 174 (1:20.168).

DIFF = Difference To Personal Best Lap

Row 185: 1:21.263, 1.095, 72.67, 17:25:21.804

P34 49 LDR Performance Tuning table with columns: LAP, LAP TIME, DIFF, MPH, TIME OF DAY. Rows 1-61.

2024 MSV Trackdays Enduro KA Series

RACE 13 - LAP ANALYSIS

DIFF = Difference To Personal Best Lap

10 -	1:22.112	1.564	71.92	12:38:24.414
11 -	1:21.330	0.782	72.61	12:39:45.744
12 -	1:22.098	1.550	71.93	12:41:07.842
13 -	1:22.656	2.108	71.44	12:42:30.498
14 -	1:22.496	1.948	71.58	12:43:52.994
15 -	1:21.411	0.863	72.54	12:45:14.405
16 -	1:21.817	1.269	72.18	12:46:36.222
17 -	1:20.942	0.394	72.96	12:47:57.164
18 -	1:21.415	0.867	72.53	12:49:18.579
19 -	1:21.102	0.554	72.81	12:50:39.681
20 -	1:21.260	0.712	72.67	12:52:00.941
21 -	1:21.087	0.539	72.83	12:53:22.028
22 -	1:21.720	1.172	72.26	12:54:43.748
23 -	1:20.788	0.240	73.10	12:56:04.536
24 -	1:21.304	0.756	72.63	12:57:25.840
25 -	1:20.568 (2)	0.020	73.30	12:58:46.408
26 -	1:21.302	0.754	72.63	13:00:07.710
27 -	1:20.719	0.171	73.16	13:01:28.429
28 -	1:21.601	1.053	72.37	13:02:50.030
29 -	1:21.044	0.496	72.86	13:04:11.074
30 -	1:20.932	0.384	72.97	13:05:32.006
31 -	1:20.620 (3)	0.072	73.25	13:06:52.626
32 -	1:21.035	0.487	72.87	13:08:13.661
33 -	1:21.565	1.017	72.40	13:09:35.226
34 -	1:21.378	0.830	72.57	13:10:56.604
35 -	1:21.343	0.795	72.60	13:12:17.947
36 -	1:21.519	0.971	72.44	13:13:39.466
37 -	1:21.557	1.009	72.41	13:15:01.023
38 -	1:20.744	0.196	73.14	13:16:21.767
39 -	1:23.281	2.733	70.91	13:17:45.048
40 -	1:20.691	0.143	73.18	13:19:05.739
41 -	1:38.733	18.185	59.81	13:20:44.472
42 -	1:20.708	0.160	73.17	13:22:05.180
43 -	1:22.661	2.113	71.44	13:23:27.841
44 -	1:20.883	0.335	73.01	13:24:48.724
45 -	1:21.976	1.428	72.04	13:26:10.700
46 -	1:20.869	0.321	73.02	13:27:31.569
47 -	1:20.548 (1)		73.31	13:28:52.117
48 -	1:21.353	0.805	72.59	13:30:13.470
49 -	1:20.915	0.367	72.98	13:31:34.385
50 -	1:21.146	0.598	72.77	13:32:55.531
51 -	1:21.673	1.125	72.30	13:34:17.204
52 -	1:22.112	1.564	71.92	13:35:39.316
53 -	1:21.702	1.154	72.28	13:37:01.018
54 -	1:21.136	0.588	72.78	13:38:22.154
55 -	1:21.733	1.185	72.25	13:39:43.887
56 -	1:22.027 P	1.479	71.99	13:41:05.914
57 -	4:31.338	3:10.790	21.76	13:45:37.252
58 -	1:25.395	4.847	69.15	13:47:02.647
59 -	1:25.118	4.570	69.38	13:48:27.765
60 -	1:24.311	3.763	70.04	13:49:52.076
61 -	1:23.983	3.435	70.31	13:51:16.059
62 -	1:22.856	2.308	71.27	13:52:38.915
63 -	1:22.648	2.100	71.45	13:54:01.563
64 -	1:22.866	2.318	71.26	13:55:24.429
65 -	1:22.761	2.213	71.35	13:56:47.190
66 -	1:22.912	2.364	71.22	13:58:10.102
67 -	1:25.858	5.310	68.78	13:59:35.960
68 -	1:45.356	24.808	56.05	14:01:21.316
69 -	2:58.702	1:38.154	33.04	14:04:20.018
70 -	1:43.474	22.926	57.07	14:06:03.492
71 -	1:24.054	3.506	70.26	14:07:27.546
72 -	1:23.613	3.065	70.63	14:08:51.159
73 -	1:25.383	4.835	69.16	14:10:16.542
74 -	1:23.188	2.640	70.99	14:11:39.730
75 -	1:25.155	4.607	69.35	14:13:04.885

DIFF = Difference To Personal Best Lap

76 -	1:24.161	3.613	70.17	14:14:29.046
77 -	1:24.019	3.471	70.28	14:15:53.065
78 -	1:21.948	1.400	72.06	14:17:15.013
79 -	1:22.307	1.759	71.75	14:18:37.320
80 -	1:21.808	1.260	72.18	14:19:59.128
81 -	1:23.248	2.700	70.94	14:21:22.376
82 -	1:22.403	1.855	71.66	14:22:44.779
83 -	1:23.919	3.371	70.37	14:24:08.698
84 -	1:22.352	1.804	71.71	14:25:31.050
85 -	1:22.181	1.633	71.86	14:26:53.231
86 -	1:22.908	2.360	71.23	14:28:16.139
87 -	1:23.288	2.740	70.90	14:29:39.427
88 -	1:23.018	2.470	71.13	14:31:02.445
89 -	1:24.413	3.865	69.96	14:32:26.858
90 -	1:23.760	3.212	70.50	14:33:50.618
91 -	1:23.430	2.882	70.78	14:35:14.048
92 -	1:23.351	2.803	70.85	14:36:37.399
93 -	1:23.553	3.005	70.68	14:38:00.952
94 -	1:22.821	2.273	71.30	14:39:23.773
95 -	1:22.797	2.249	71.32	14:40:46.570
96 -	1:23.252	2.704	70.93	14:42:09.822
97 -	1:22.499	1.951	71.58	14:43:32.321
98 -	1:22.290	1.742	71.76	14:44:54.611
99 -	1:22.602	2.054	71.49	14:46:17.213
100 -	1:22.595	2.047	71.50	14:47:39.808
101 -	1:23.224	2.676	70.96	14:49:03.032
102 -	1:22.707	2.159	71.40	14:50:25.739
103 -	1:25.663 P	5.115	68.94	14:51:51.402
104 -	3:07.810	1:47.262	31.44	14:54:59.212
105 -	1:24.989	4.441	69.48	14:56:24.201
106 -	1:23.680	3.132	70.57	14:57:47.881
107 -	1:23.171	2.623	71.00	14:59:11.052
108 -	1:22.750	2.202	71.36	15:00:33.802
109 -	1:22.442	1.894	71.63	15:01:56.244
110 -	1:23.476	2.928	70.74	15:03:19.720
111 -	1:22.102	1.554	71.93	15:04:41.822
112 -	1:22.285	1.737	71.77	15:06:04.107
113 -	1:22.510	1.962	71.57	15:07:26.617
114 -	1:22.281	1.733	71.77	15:08:48.898
115 -	1:22.326	1.778	71.73	15:10:11.224
116 -	1:23.791	3.243	70.48	15:11:35.015
117 -	1:22.892	2.344	71.24	15:12:57.907
118 -	1:25.430	4.882	69.12	15:14:23.337
119 -	1:35.808 P	15.260	61.64	15:15:59.145

2024 MSV Trackdays Enduro KA Series

RACE 13 - PIT STOP ANALYSIS

P1	12	PRO-AM RACING	Ford KA				
D1: Will HILLYARD	Total Stint: 70 Laps - 1:35:45.294 (31.88%)		Best Lap: 1:19.473 On Lap 125 @ 74.31 mph				
D2: Scott THOMPSON	Total Stint: 78 Laps - 1:45:30.823 (35.13%)		Best Lap: 1:19.638 On Lap 209 @ 74.15 mph				
D4: Richard JEPP	Total Stint: 70 Laps - 1:34:12.203 (31.37%)		Best Lap: 1:19.911 On Lap 66 @ 73.90 mph				

STOP	IN TIME	DRIVER IN	STINT TIME	STOP TIME	TOTAL STOP TIME	OUT TIME	DRIVER OUT
1 -	13:58:51.703	Richard JEPP	1:34:12.203	1:37.416	1:37.416	14:00:29.119	Will HILLYARD
2 -	15:36:14.413	Will HILLYARD	1:35:45.294	2:54.263	4:31.679	15:39:08.676	Scott THOMPSON
3 -	17:19:55.101	Scott THOMPSON	1:40:46.425	1:03.441	5:35.120	17:20:58.542	Scott THOMPSON
-	Finish	Scott THOMPSON	4:44.398				

P2	46	MilnAir Racing	Ford KA				
D1: George WRIGHT	Total Stint: 59 Laps - 1:19:46.665 (26.57%)		Best Lap: 1:20.045 On Lap 192 @ 73.77 mph				
D2: Jack WRIGHT	Total Stint: 85 Laps - 1:54:58.994 (38.3%)		Best Lap: 1:19.326 On Lap 154 @ 74.44 mph				
D3: Jonny MILNER	Total Stint: 74 Laps - 1:39:29.183 (33.14%)		Best Lap: 1:19.830 On Lap 60 @ 73.97 mph				

STOP	IN TIME	DRIVER IN	STINT TIME	STOP TIME	TOTAL STOP TIME	OUT TIME	DRIVER OUT
1 -	14:00:25.000	Jonny MILNER	1:35:45.500	2:10.687	2:10.687	14:02:35.687	Jack WRIGHT
2 -	15:57:34.681	Jack WRIGHT	1:54:58.994	2:20.589	4:31.276	15:59:55.271	George WRIGHT
3 -	17:19:41.936	George WRIGHT	1:19:46.665	1:13.880	5:45.157	17:20:55.817	Jonny MILNER
-	Finish	Jonny MILNER	3:43.682				

P3	65	Autotech Motorsport 2	Ford KA				
D1: Taylor NORTON	Total Stint: 129 Laps - 2:54:19.251 (57.92%)		Best Lap: 1:19.961 On Lap 197 @ 73.85 mph				
D2: Reece KELLOW	Total Stint: 87 Laps - 1:57:49.054 (39.15%)		Best Lap: 1:20.120 On Lap 86 @ 73.71 mph				
D3: Toby OWEN	Total Stint: 0 Laps						

STOP	IN TIME	DRIVER IN	STINT TIME	STOP TIME	TOTAL STOP TIME	OUT TIME	DRIVER OUT
1 -	13:59:23.705	Taylor NORTON	1:34:44.206	2:48.798	2:48.798	14:02:12.504	Reece KELLOW
2 -	15:46:07.499	Reece KELLOW	1:43:54.995	3:54.267	6:43.065	15:50:01.767	Taylor NORTON
3 -	17:09:36.812	Taylor NORTON	1:19:35.045	1:08.628	7:51.694	17:10:45.441	Reece KELLOW
-	Finish	Reece KELLOW	13:54.058				

P4	8	PRO-AM Racing	Ford KA				
D1: Darren MIDGLEY	Total Stint: 79 Laps - 1:48:38.646 (36.03%)		Best Lap: 1:20.194 On Lap 123 @ 73.64 mph				
D2: Oliver FURNELL	Total Stint: 42 Laps - 57:03.271 (18.92%)		Best Lap: 1:20.799 On Lap 167 @ 73.09 mph				
D3: Gordon MUTCH	Total Stint: 95 Laps - 2:06:22.339 (41.91%)		Best Lap: 1:19.742 On Lap 49 @ 74.05 mph				

STOP	IN TIME	DRIVER IN	STINT TIME	STOP TIME	TOTAL STOP TIME	OUT TIME	DRIVER OUT
1 -	13:58:52.659	Gordon MUTCH	1:34:13.159	3:16.075	3:16.075	14:02:08.735	Darren MIDGLEY
2 -	15:50:47.381	Darren MIDGLEY	1:48:38.646	3:43.347	6:59.423	15:54:30.729	Oliver FURNELL
3 -	16:51:34.000	Oliver FURNELL	57:03.271	56.320	7:55.743	16:52:30.320	Gordon MUTCH
-	Finish	Gordon MUTCH	32:09.179				

P5	112	Ka Tastrophy	Ford KA				
D1: Robert THOMAS	Total Stint: 165 Laps - 3:44:35.934 (74.73%)		Best Lap: 1:19.948 On Lap 63 @ 73.86 mph				
D2: Simon BONHAM	Total Stint: 50 Laps - 1:10:57.665 (23.61%)		Best Lap: 1:20.705 On Lap 88 @ 73.17 mph				

STOP	IN TIME	DRIVER IN	STINT TIME	STOP TIME	TOTAL STOP TIME	OUT TIME	DRIVER OUT
1 -	13:52:21.056	Robert THOMAS	1:27:41.557	1:06.375	1:06.375	13:53:27.432	Simon BONHAM
2 -	15:04:25.097	Simon BONHAM	1:10:57.665	3:20.024	4:26.400	15:07:45.122	Robert THOMAS
3 -	16:22:17.000	Robert THOMAS	1:14:31.878	1:26.956	5:53.356	16:23:43.956	Robert THOMAS
-	Finish	Robert THOMAS	1:02:22.499				

P6	333	KaHoona's Race Team	Ford KA				
D1: Ian PERKINS	Total Stint: 55 Laps - 1:15:04.626 (24.97%)		Best Lap: 1:20.818 On Lap 183 @ 73.07 mph				
D2: Philip TRUMAN	Total Stint: 78 Laps - 1:47:19.454 (35.7%)		Best Lap: 1:20.189 On Lap 96 @ 73.64 mph				
D3: Kosta KYRITIS	Total Stint: 82 Laps - 1:49:55.868 (36.57%)		Best Lap: 1:19.832 On Lap 51 @ 73.97 mph				

STOP	IN TIME	DRIVER IN	STINT TIME	STOP TIME	TOTAL STOP TIME	OUT TIME	DRIVER OUT
1 -	13:59:04.946	Kosta KYRITIS	1:34:25.446	3:08.273	3:08.273	14:02:13.220	Philip TRUMAN
2 -	15:49:32.674	Philip TRUMAN	1:47:19.454	2:47.506	5:55.779	15:52:20.180	Ian PERKINS
3 -	17:07:24.806	Ian PERKINS	1:15:04.626	1:44.271	7:40.051	17:09:09.078	Kosta KYRITIS
-	Finish	Kosta KYRITIS	15:30.421				

P7	125	3 Amigos	Ford KA				
D1: Adam READ	Total Stint: 69 Laps - 1:33:21.798 (31.01%)		Best Lap: 1:19.878 On Lap 142 @ 73.93 mph				
D2: David DRINKWATER	Total Stint: 70 Laps - 1:34:26.603 (31.37%)		Best Lap: 1:20.110 On Lap 39 @ 73.71 mph				
D3: Paul HINSON	Total Stint: 76 Laps - 1:42:48.335 (34.15%)		Best Lap: 1:20.045 On Lap 88 @ 73.77 mph				

STOP	IN TIME	DRIVER IN	STINT TIME	STOP TIME	TOTAL STOP TIME	OUT TIME	DRIVER OUT
------	---------	-----------	------------	-----------	-----------------	----------	------------

2024 MSV Trackdays Enduro KA Series

RACE 13 - PIT STOP ANALYSIS

1 -	13:59:06.103	David DRINKWATER	1:34:26.603	3:04.399	3:04.399	14:02:10.502	Paul HINSON
2 -	15:23:08.968	Paul HINSON	1:20:58.466	4:57.115	8:01.514	15:28:06.083	Adam READ
3 -	17:01:27.881	Adam READ	1:33:21.798	1:21.749	9:23.263	17:02:49.630	Paul HINSON
-	Finish	Paul HINSON	21:49.869				

P8	3	Windgat Racing	Ford KA				
D1: Leon BIDGWAY	Total Stint: 72 Laps - 1:41:16.470 (33.61%)		Best Lap: 1:19.899 On Lap 54 @ 73.91 mph				
D2: Matthew WEYMOUTH	Total Stint: 76 Laps - 1:43:00.246 (34.18%)		Best Lap: 1:19.896 On Lap 174 @ 73.91 mph				
D3: Mike MARAIS	Total Stint: 67 Laps - 1:28:56.487 (29.52%)		Best Lap: 1:20.208 On Lap 203 @ 73.62 mph				
STOP	IN TIME	DRIVER IN	STINT TIME	STOP TIME	TOTAL STOP TIME	OUT TIME	DRIVER OUT
1 -	12:53:05.933	Leon BIDGWAY	28:26.433	1:31.811	1:31.811	12:54:37.744	Leon BIDGWAY
2 -	14:05:55.970	Leon BIDGWAY	1:12:50.037	1:23.234	2:55.045	14:07:19.204	Mike MARAIS
3 -	14:46:26.455	Mike MARAIS	39:07.251	3:10.811	6:05.856	14:49:37.266	Matthew WEYMOUTH
4 -	16:32:37.512	Matthew WEYMOUTH	1:43:00.246	2:12.751	8:18.607	16:34:50.263	Mike MARAIS
-	Finish	Mike MARAIS	49:49.236				

P9	180	Shine Automotive	Ford KA				
D1: Collin FRENCH	Total Stint: 56 Laps - 1:15:57.512 (25.19%)		Best Lap: 1:20.140 On Lap 136 @ 73.69 mph				
D2: Nathan BROWN	Total Stint: 60 Laps - 1:19:00.840 (26.21%)		Best Lap: 1:19.400 On Lap 199 @ 74.37 mph				
D3: Adrian WOOD	Total Stint: 44 Laps - 59:43.500 (19.81%)		Best Lap: 1:19.845 On Lap 19 @ 73.96 mph				
D4: Thomas WOOD	Total Stint: 55 Laps - 1:17:25.468 (25.68%)		Best Lap: 1:20.500 On Lap 98 @ 73.36 mph				
STOP	IN TIME	DRIVER IN	STINT TIME	STOP TIME	TOTAL STOP TIME	OUT TIME	DRIVER OUT
1 -	13:24:23.000	Adrian WOOD	59:43.500	2:25.932	2:25.932	13:26:48.932	Thomas WOOD
2 -	14:44:14.400	Thomas WOOD	1:17:25.468	1:42.108	4:08.040	14:45:56.509	Collin FRENCH
3 -	16:01:54.021	Collin FRENCH	1:15:57.512	3:44.637	7:52.678	16:05:38.659	Nathan BROWN
-	Finish	Nathan BROWN	1:19:00.840				

P10	888	Boston Racing	Ford KA				
D1: Andrew FELLS	Total Stint: 70 Laps - 1:35:34.350 (31.82%)		Best Lap: 1:20.441 On Lap 16 @ 73.41 mph				
D2: Jacob FELLS	Total Stint: 73 Laps - 1:38:07.610 (32.67%)		Best Lap: 1:19.576 On Lap 173 @ 74.21 mph				
D3: Benjamin CURRAN	Total Stint: 71 Laps - 1:38:08.017 (32.67%)		Best Lap: 1:20.415 On Lap 123 @ 73.43 mph				
STOP	IN TIME	DRIVER IN	STINT TIME	STOP TIME	TOTAL STOP TIME	OUT TIME	DRIVER OUT
1 -	14:00:13.850	Andrew FELLS	1:35:34.350	2:52.572	2:52.572	14:03:06.422	Benjamin CURRAN
2 -	15:23:32.254	Benjamin CURRAN	1:20:25.832	3:03.745	5:56.317	15:26:35.999	Jacob FELLS
3 -	17:04:43.609	Jacob FELLS	1:38:07.610	2:13.705	8:10.022	17:06:57.314	Benjamin CURRAN
-	Finish	Benjamin CURRAN	17:42.185				

P11	55	KAsh Strapped Racing	Ford KA				
D1: Alex TENTORI	Total Stint: 116 Laps - 2:37:43.251 (52.44%)		Best Lap: 1:20.421 On Lap 125 @ 73.43 mph				
D2: Ben SMITH	Total Stint: 98 Laps - 2:14:43.854 (44.8%)		Best Lap: 1:20.960 On Lap 173 @ 72.94 mph				
STOP	IN TIME	DRIVER IN	STINT TIME	STOP TIME	TOTAL STOP TIME	OUT TIME	DRIVER OUT
1 -	13:59:37.635	Ben SMITH	1:34:58.136	3:18.304	3:18.304	14:02:55.940	Alex TENTORI
2 -	15:57:38.608	Alex TENTORI	1:54:42.668	2:50.673	6:08.978	16:00:29.282	Ben SMITH
3 -	16:40:15.000	Ben SMITH	39:45.718	1:23.916	7:32.894	16:41:38.916	Alex TENTORI
-	Finish	Alex TENTORI	43:00.583				

P12	21	KnF Racing	Ford KA				
D1: Simon TOPP	Total Stint: 69 Laps - 1:33:51.878 (31.15%)		Best Lap: 1:20.623 On Lap 64 @ 73.25 mph				
D2: Tony BARSON	Total Stint: 85 Laps - 1:55:43.639 (38.4%)		Best Lap: 1:20.580 On Lap 167 @ 73.28 mph				
D3: Adam BETTINSON	Total Stint: 60 Laps - 1:21:11.442 (26.94%)		Best Lap: 1:20.302 On Lap 152 @ 73.54 mph				
STOP	IN TIME	DRIVER IN	STINT TIME	STOP TIME	TOTAL STOP TIME	OUT TIME	DRIVER OUT
1 -	13:58:31.378	Simon TOPP	1:33:51.878	3:40.044	3:40.044	14:02:11.422	Tony BARSON
2 -	14:41:49.803	Tony BARSON	39:38.381	1:40.309	5:20.353	14:43:30.112	Adam BETTINSON
3 -	16:04:41.554	Adam BETTINSON	1:21:11.442	3:52.687	9:13.040	16:08:34.241	Tony BARSON
-	Finish	Tony BARSON	1:16:05.258				

P13	126	GloriKa	Ford KA				
D1: Michael MCCOLLUM	Total Stint: 140 Laps - 3:10:45.223 (63.3%)		Best Lap: 1:20.572 On Lap 30 @ 73.29 mph				
D2: Neil SMITH	Total Stint: 74 Laps - 1:43:14.694 (34.26%)		Best Lap: 1:20.764 On Lap 80 @ 73.12 mph				
STOP	IN TIME	DRIVER IN	STINT TIME	STOP TIME	TOTAL STOP TIME	OUT TIME	DRIVER OUT
1 -	13:35:27.640	Michael MCCOLLUM	1:10:48.141	2:26.472	2:26.472	13:37:54.113	Neil SMITH
2 -	15:21:08.807	Neil SMITH	1:43:14.694	3:33.609	6:00.081	15:24:42.417	Michael MCCOLLUM
3 -	16:25:52.000	Michael MCCOLLUM	1:01:09.583	1:27.070	7:27.151	16:27:19.070	Michael MCCOLLUM
-	Finish	Michael MCCOLLUM	58:47.499				

2024 MSV Trackdays Enduro KA Series

RACE 13 - PIT STOP ANALYSIS

P14 747	LARR Motorsport	Ford KA
D1: Mike COLLINGE	Total Stint: 64 Laps - 1:29:28.846 (29.75%)	Best Lap: 1:21.189 On Lap 108 @ 72.73 mph
D2: Jordan BANNON	Total Stint: 61 Laps - 1:23:03.828 (27.62%)	Best Lap: 1:20.612 On Lap 25 @ 73.26 mph
D3: Duncan MACBETH	Total Stint: 88 Laps - 1:59:28.017 (39.73%)	Best Lap: 1:19.978 On Lap 193 @ 73.84 mph

STOP	IN TIME	DRIVER IN	STINT TIME	STOP TIME	TOTAL STOP TIME	OUT TIME	DRIVER OUT
1 -	13:47:43.327	Jordan BANNON	1:23:03.828	1:17.274	1:17.274	13:49:00.602	Mike COLLINGE
2 -	14:32:18.888	Mike COLLINGE	43:18.286	19.526	1:36.800	14:32:38.414	Mike COLLINGE
3 -	15:01:18.204	Mike COLLINGE	28:59.316	4:28.778	6:05.578	15:05:46.983	Duncan MACBETH
4 -	17:05:15.000	Duncan MACBETH	1:59:28.017	2:13.255	8:18.833	17:07:28.255	Mike COLLINGE
-	Finish	Mike COLLINGE	17:11.244				

P15 114	KM Racing	Ford KA
D1: Christian KELLY	Total Stint: 108 Laps - 2:26:18.190 (48.63%)	Best Lap: 1:20.068 On Lap 6 @ 73.75 mph
D2: Andrew MALPASS	Total Stint: 105 Laps - 2:24:51.887 (48.15%)	Best Lap: 1:20.557 On Lap 121 @ 73.31 mph

STOP	IN TIME	DRIVER IN	STINT TIME	STOP TIME	TOTAL STOP TIME	OUT TIME	DRIVER OUT
1 -	13:48:30.667	Christian KELLY	1:23:51.168	3:09.937	3:09.937	13:51:40.605	Andrew MALPASS
2 -	15:47:10.109	Andrew MALPASS	1:55:29.504	3:02.856	6:12.794	15:50:12.966	Christian KELLY
3 -	16:52:39.988	Christian KELLY	1:02:27.022	2:37.127	8:49.921	16:55:17.116	Andrew MALPASS
-	Finish	Andrew MALPASS	29:22.383				

P16 121	Ka Lamaty	Ford KA
D1: Marcus BATTY	Total Stint: 115 Laps - 2:37:55.003 (52.5%)	Best Lap: 1:19.890 On Lap 134 @ 73.92 mph
D2: Andrew HINCH	Total Stint: 97 Laps - 2:13:54.575 (44.52%)	Best Lap: 1:20.444 On Lap 100 @ 73.41 mph

STOP	IN TIME	DRIVER IN	STINT TIME	STOP TIME	TOTAL STOP TIME	OUT TIME	DRIVER OUT
1 -	13:45:51.487	Marcus BATTY	1:21:11.988	1:15.338	1:15.338	13:47:06.826	Andrew HINCH
2 -	14:55:00.751	Andrew HINCH	1:07:53.925	3:33.233	4:48.572	14:58:33.985	Marcus BATTY
3 -	16:08:33.264	Marcus BATTY	1:09:59.279	2:18.567	7:07.139	16:10:51.832	Marcus BATTY
4 -	16:15:17.000	Marcus BATTY	6:43.735	3:21.850	10:28.989	16:18:38.850	Andrew HINCH
-	Finish	Andrew HINCH	1:06:00.649				

P17 64	Autotech Motorsport	Ford KA
D1: Adam NAKAR	Total Stint: 70 Laps - 1:36:59.256 (32.22%)	Best Lap: 1:21.429 On Lap 38 @ 72.52 mph
D2: Christopher BUCKLEY	Total Stint: 61 Laps - 1:24:18.590 (28.01%)	Best Lap: 1:21.562 On Lap 171 @ 72.40 mph
D3: Peter OSGERBY	Total Stint: 81 Laps - 1:50:20.900 (36.66%)	Best Lap: 1:20.869 On Lap 109 @ 73.02 mph

STOP	IN TIME	DRIVER IN	STINT TIME	STOP TIME	TOTAL STOP TIME	OUT TIME	DRIVER OUT
1 -	14:01:38.756	Adam NAKAR	1:36:59.256	3:28.564	3:28.564	14:05:07.320	Peter OSGERBY
2 -	15:35:58.035	Peter OSGERBY	1:30:50.715	3:30.031	6:58.595	15:39:28.066	Christopher BUCKLEY
3 -	17:03:46.656	Christopher BUCKLEY	1:24:18.590	1:22.658	8:21.253	17:05:09.314	Peter OSGERBY
-	Finish	Peter OSGERBY	19:30.185				

P18 22	AFK Racing	Ford KA
D1: Nik BERG	Total Stint: 56 Laps - 1:15:50.421 (25.18%)	Best Lap: 1:20.025 On Lap 149 @ 73.79 mph
D2: Nick CREED	Total Stint: 56 Laps - 1:16:12.481 (25.31%)	Best Lap: 1:20.749 On Lap 6 @ 73.13 mph
D3: Tim PARSONS	Total Stint: 50 Laps - 1:07:53.643 (22.54%)	Best Lap: 1:21.572 On Lap 203 @ 72.39 mph
D4: Natalie KNOWLES	Total Stint: 52 Laps - 1:13:20.498 (24.35%)	Best Lap: 1:20.735 On Lap 93 @ 73.14 mph

STOP	IN TIME	DRIVER IN	STINT TIME	STOP TIME	TOTAL STOP TIME	OUT TIME	DRIVER OUT
1 -	13:40:51.981	Nick CREED	1:16:12.481	1:15.615	1:15.615	13:42:07.596	Natalie KNOWLES
2 -	14:55:28.094	Natalie KNOWLES	1:13:20.498	2:50.736	4:06.351	14:58:18.830	Nik BERG
3 -	16:14:09.251	Nik BERG	1:15:50.421	2:36.605	6:42.956	16:16:45.856	Tim PARSONS
-	Finish	Tim PARSONS	1:07:53.643				

P19 96	Poorsche Karrera Motorsport	Ford KA
D1: Ben SMITHWELL	Total Stint: 42 Laps - 57:24.365 (19.12%)	Best Lap: 1:20.034 On Lap 121 @ 73.78 mph
D2: Mark CAREY	Total Stint: 86 Laps - 1:56:54.912 (38.94%)	Best Lap: 1:20.213 On Lap 133 @ 73.62 mph
D3: Simon CHILDS	Total Stint: 83 Laps - 1:53:54.584 (37.94%)	Best Lap: 1:19.638 On Lap 190 @ 74.15 mph

STOP	IN TIME	DRIVER IN	STINT TIME	STOP TIME	TOTAL STOP TIME	OUT TIME	DRIVER OUT
1 -	13:26:11.653	Mark CAREY	1:01:32.153	1:31.889	1:31.889	13:27:43.542	Simon CHILDS
2 -	14:21:07.446	Simon CHILDS	53:23.904	4:55.644	6:27.533	14:26:03.090	Ben SMITHWELL
3 -	15:23:27.455	Ben SMITHWELL	57:24.365	3:44.021	10:11.554	15:27:11.476	Mark CAREY
4 -	16:22:34.235	Mark CAREY	55:22.759	1:34.584	11:46.138	16:24:08.819	Simon CHILDS
-	Finish	Simon CHILDS	1:00:30.680				

2024 MSV Trackdays Enduro KA Series

RACE 13 - PIT STOP ANALYSIS

P20	1	Burton Power Racing	Ford KA
D1: Andy BURTON		Total Stint: 83 Laps - 1:56:27.173 (38.72%)	Best Lap: 1:20.801 On Lap 122 @ 73.08 mph
D2: Tom VALENTINE		Total Stint: 70 Laps - 1:34:47.320 (31.52%)	Best Lap: 1:20.604 On Lap 191 @ 73.26 mph
D3: Steve GILBERT		Total Stint: 58 Laps - 1:19:54.482 (26.57%)	Best Lap: 1:21.461 On Lap 169 @ 72.49 mph

STOP	IN TIME	DRIVER IN	STINT TIME	STOP TIME	TOTAL STOP TIME	OUT TIME	DRIVER OUT
1 -	13:30:22.122	Tom VALENTINE	1:05:42.622	2:33.646	2:33.646	13:32:55.768	Andy BURTON
2 -	15:29:22.941	Andy BURTON	1:56:27.173	4:51.913	7:25.559	15:34:14.854	Steve GILBERT
3 -	16:54:09.336	Steve GILBERT	1:19:54.482	1:25.466	8:51.025	16:55:34.802	Tom VALENTINE
-	Finish	Tom VALENTINE	29:04.697				

P21	95	WKD Motorsport	Ford KA
D1: Marcus CLUTTON		Total Stint: 83 Laps - 1:49:40.847 (36.4%)	Best Lap: 1:19.351 On Lap 183 @ 74.42 mph
D2: Lee TAYLOR		Total Stint: 62 Laps - 1:26:23.603 (28.67%)	Best Lap: 1:20.432 On Lap 75 @ 73.42 mph
D3: Ross FAULDS		Total Stint: 66 Laps - 1:31:23.274 (30.33%)	Best Lap: 1:20.894 On Lap 124 @ 73.00 mph

STOP	IN TIME	DRIVER IN	STINT TIME	STOP TIME	TOTAL STOP TIME	OUT TIME	DRIVER OUT
1 -	13:13:23.434	Ross FAULDS	48:43.934	2:57.911	2:57.911	13:16:21.345	Lee TAYLOR
2 -	14:42:44.948	Lee TAYLOR	1:26:23.603	4:25.137	7:23.048	14:47:10.085	Ross FAULDS
3 -	15:29:49.425	Ross FAULDS	42:39.340	5:09.227	12:32.275	15:34:58.652	Marcus CLUTTON
-	Finish	Marcus CLUTTON	1:49:40.847				

P22	7	G&B Finch Racing	Ford KA
D1: Steve FINCH		Total Stint: 55 Laps - 1:15:50.352 (25.15%)	Best Lap: 1:21.659 On Lap 173 @ 72.32 mph
D2: Joe BRAGG		Total Stint: 85 Laps - 1:54:55.586 (38.12%)	Best Lap: 1:20.832 On Lap 204 @ 73.06 mph
D3: Benjamin SMITH		Total Stint: 70 Laps - 1:37:56.135 (32.48%)	Best Lap: 1:21.150 On Lap 94 @ 72.77 mph

STOP	IN TIME	DRIVER IN	STINT TIME	STOP TIME	TOTAL STOP TIME	OUT TIME	DRIVER OUT
1 -	13:59:16.594	Joe BRAGG	1:34:37.095	3:56.269	3:56.269	14:03:12.864	Benjamin SMITH
2 -	15:41:08.999	Benjamin SMITH	1:37:56.135	5:05.889	9:02.159	15:46:14.889	Steve FINCH
3 -	17:02:05.241	Steve FINCH	1:15:50.352	2:15.766	11:17.925	17:04:21.008	Joe BRAGG
-	Finish	Joe BRAGG	20:18.491				

P23	74	Orkasport	Ford KA
D1: Guy WILKINSON		Total Stint: 49 Laps - 1:10:31.203 (23.48%)	Best Lap: 1:22.133 On Lap 81 @ 71.90 mph
D2: Peter CHILD		Total Stint: 51 Laps - 1:10:45.560 (23.56%)	Best Lap: 1:21.654 On Lap 207 @ 72.32 mph
D3: Roger HASSAN		Total Stint: 55 Laps - 1:15:39.810 (25.19%)	Best Lap: 1:20.793 On Lap 50 @ 73.09 mph
D4: Michael DAVIES		Total Stint: 54 Laps - 1:13:47.323 (24.57%)	Best Lap: 1:20.559 On Lap 148 @ 73.30 mph

STOP	IN TIME	DRIVER IN	STINT TIME	STOP TIME	TOTAL STOP TIME	OUT TIME	DRIVER OUT
1 -	13:40:19.310	Roger HASSAN	1:15:39.810	2:16.829	2:16.829	13:42:36.139	Guy WILKINSON
2 -	14:53:07.342	Guy WILKINSON	1:10:31.203	3:23.013	5:39.842	14:56:30.355	Michael DAVIES
3 -	16:10:17.678	Michael DAVIES	1:13:47.323	3:36.261	9:16.103	16:13:53.939	Peter CHILD
-	Finish	Peter CHILD	1:10:45.560				

P24	81	GM Performance	Ford KA
D1: Ian MITCHELL		Total Stint: 93 Laps - 2:10:48.592 (43.53%)	Best Lap: 1:19.551 On Lap 121 @ 74.23 mph
D2: Darren STAPLETON		Total Stint: 115 Laps - 2:37:57.096 (52.57%)	Best Lap: 1:19.945 On Lap 19 @ 73.87 mph

STOP	IN TIME	DRIVER IN	STINT TIME	STOP TIME	TOTAL STOP TIME	OUT TIME	DRIVER OUT
1 -	13:59:04.177	Darren STAPLETON	1:34:24.677	29.161	29.161	13:59:33.338	Darren STAPLETON
2 -	14:22:10.948	Darren STAPLETON	23:06.771	2:40.012	3:09.173	14:24:50.960	Ian MITCHELL
3 -	15:24:06.528	Ian MITCHELL	59:15.568	3:37.118	6:46.291	15:27:43.646	Darren STAPLETON
4 -	16:08:09.294	Darren STAPLETON	40:25.648	4:57.181	11:43.472	16:13:06.475	Ian MITCHELL
5 -	16:37:21.147	Ian MITCHELL	24:14.672	6:16.777	18:00.249	16:43:37.924	Ian MITCHELL
-	Finish	Ian MITCHELL	47:18.352				

P25	27	Semprini Racing	Ford KA
D1: Phil HART		Total Stint: 60 Laps - 1:24:06.940 (27.99%)	Best Lap: 1:23.110 On Lap 4 @ 71.05 mph
D2: James HART		Total Stint: 94 Laps - 2:10:19.451 (43.36%)	Best Lap: 1:22.166 On Lap 120 @ 71.87 mph
D3: David EVANS		Total Stint: 53 Laps - 1:14:12.036 (24.69%)	Best Lap: 1:22.574 On Lap 34 @ 71.51 mph

STOP	IN TIME	DRIVER IN	STINT TIME	STOP TIME	TOTAL STOP TIME	OUT TIME	DRIVER OUT
1 -	12:44:33.197	Phil HART	19:53.698	1:27.729	1:27.729	12:46:00.927	David EVANS
2 -	14:00:12.963	David EVANS	1:14:12.036	5:29.034	6:56.763	14:05:41.998	James HART
3 -	16:16:01.449	James HART	2:10:19.451	4:24.807	11:21.571	16:20:26.257	Phil HART
-	Finish	Phil HART	1:04:13.242				

2024 MSV Trackdays Enduro KA Series

RACE 13 - PIT STOP ANALYSIS

P26 67	Original Chequers Racing	Ford KA
D1: Thomas HENDRIE	Total Stint: 113 Laps - 2:37:41.642 (52.47%)	Best Lap: 1:20.995 On Lap 139 @ 72.91 mph
D2: Conrad CRICKMAY	Total Stint: 94 Laps - 2:12:51.636 (44.21%)	Best Lap: 1:21.683 On Lap 206 @ 72.29 mph

STOP	IN TIME	DRIVER IN	STINT TIME	STOP TIME	TOTAL STOP TIME	OUT TIME	DRIVER OUT
1 -	14:01:14.369	Thomas HENDRIE	1:36:34.869	3:57.184	3:57.184	14:05:11.553	Conrad CRICKMAY
2 -	15:33:53.051	Conrad CRICKMAY	1:28:41.498	3:33.407	7:30.591	15:37:26.458	Thomas HENDRIE
3 -	16:13:33.908	Thomas HENDRIE	36:07.450	1:31.377	9:01.968	16:15:05.285	Thomas HENDRIE
4 -	16:38:33.231	Thomas HENDRIE	24:59.323	1:56.130	10:58.098	16:40:29.361	Conrad CRICKMAY
5 -	17:09:55.981	Conrad CRICKMAY	29:26.620	2:55.464	13:53.562	17:12:51.445	Conrad CRICKMAY
-	Finish	Conrad CRICKMAY	14:43.518				

P27 60	Tango & Crash	Ford KA
D1: Chris KEYS	Total Stint: 56 Laps - 1:18:24.277 (26.07%)	Best Lap: 1:21.462 On Lap 185 @ 72.49 mph
D2: Jon SENIOR	Total Stint: 65 Laps - 1:30:57.025 (30.24%)	Best Lap: 1:21.744 On Lap 132 @ 72.24 mph
D3: Gary BUCKINGHAM	Total Stint: 86 Laps - 1:58:00.058 (39.24%)	Best Lap: 1:21.609 On Lap 199 @ 72.36 mph

STOP	IN TIME	DRIVER IN	STINT TIME	STOP TIME	TOTAL STOP TIME	OUT TIME	DRIVER OUT
1 -	14:00:03.438	Gary BUCKINGHAM	1:35:23.938	5:05.631	5:05.631	14:05:09.069	Jon SENIOR
2 -	15:36:06.094	Jon SENIOR	1:30:57.025	3:24.961	8:30.592	15:39:31.055	Chris KEYS
3 -	15:45:07.417	Chris KEYS	5:36.362	1:10.921	9:41.513	15:46:18.338	Chris KEYS
4 -	16:57:55.332	Chris KEYS	1:12:47.915	4:08.048	13:49.561	17:02:03.380	Gary BUCKINGHAM
-	Finish	Gary BUCKINGHAM	22:36.119				

P28 44	Graves Motorsport	Ford KA
D1: Stuart KINNER	Total Stint: 102 Laps - 2:24:54.997 (48.08%)	Best Lap: 1:21.960 On Lap 121 @ 72.05 mph
D2: Katherine SHIPP	Total Stint: 33 Laps - 48:01.889 (15.94%)	Best Lap: 1:24.475 On Lap 95 @ 69.91 mph
D3: David WARD	Total Stint: 69 Laps - 1:39:41.624 (33.08%)	Best Lap: 1:22.600 On Lap 38 @ 71.49 mph

STOP	IN TIME	DRIVER IN	STINT TIME	STOP TIME	TOTAL STOP TIME	OUT TIME	DRIVER OUT
1 -	14:04:21.124	David WARD	1:39:41.624	3:33.013	3:33.013	14:07:54.137	Katherine SHIPP
2 -	14:55:56.026	Katherine SHIPP	48:01.889	3:48.476	7:21.489	14:59:44.502	Stuart KINNER
3 -	16:39:34.309	Stuart KINNER	1:39:49.807	3:54.873	11:16.362	16:43:29.182	Stuart KINNER
-	Finish	Stuart KINNER	45:05.190				

P29 6	NJM Racing ltd	Ford KA
D1: David MURFITT	Total Stint: 95 Laps - 2:13:10.528 (44.28%)	Best Lap: 1:21.211 On Lap 128 @ 72.72 mph
D2: Peter SIMMONDS	Total Stint: 108 Laps - 2:35:17.274 (51.63%)	Best Lap: 1:21.540 On Lap 162 @ 72.42 mph

STOP	IN TIME	DRIVER IN	STINT TIME	STOP TIME	TOTAL STOP TIME	OUT TIME	DRIVER OUT
1 -	12:26:39.212	David MURFITT	1:59.713	34.647	34.647	12:27:13.860	David MURFITT
2 -	13:30:44.000	David MURFITT	1:04:04.787	2:30.641	3:05.288	13:33:14.641	Peter SIMMONDS
3 -	14:46:18.000	Peter SIMMONDS	1:13:03.359	4:06.056	7:11.344	14:50:24.056	David MURFITT
4 -	15:40:23.153	David MURFITT	49:59.097	35.334	7:46.678	15:40:58.487	David MURFITT
5 -	15:57:30.083	David MURFITT	17:06.930	4:55.500	12:42.178	16:02:25.584	Peter SIMMONDS
6 -	17:17:40.165	Peter SIMMONDS	1:15:14.581	2:12.717	14:54.895	17:19:52.883	Peter SIMMONDS
-	Finish	Peter SIMMONDS	6:59.333				

P30 275	Team Lifeline	Ford KA
D1: Joe DAVIES	Total Stint: 55 Laps - 1:15:47.956 (25.18%)	Best Lap: 1:20.508 On Lap 107 @ 73.35 mph
D2: Morgan CHARLESWORTH	Total Stint: 51 Laps - 1:12:20.704 (24.04%)	Best Lap: 1:23.348 On Lap 169 @ 70.85 mph
D3: Jake LANE	Total Stint: 51 Laps - 1:14:05.977 (24.62%)	Best Lap: 1:22.118 On Lap 61 @ 71.91 mph
D4: Scott MCINTYRE	Total Stint: 45 Laps - 1:08:27.391 (22.74%)	Best Lap: 1:20.567 On Lap 11 @ 73.30 mph

STOP	IN TIME	DRIVER IN	STINT TIME	STOP TIME	TOTAL STOP TIME	OUT TIME	DRIVER OUT
1 -	12:58:50.929	Scott MCINTYRE	34:11.429	3:20.416	3:20.416	13:02:11.345	Scott MCINTYRE
2 -	13:13:06.485	Scott MCINTYRE	14:15.556	3:33.336	6:53.752	13:16:39.821	Scott MCINTYRE
3 -	13:33:06.891	Scott MCINTYRE	20:00.406	2:30.279	9:24.031	13:35:37.170	Jake LANE
4 -	14:04:09.716	Jake LANE	28:32.546	1:16.142	10:40.173	14:05:25.858	Jake LANE
5 -	14:49:43.147	Jake LANE	45:33.431	4:17.262	14:57.435	14:54:00.409	Joe DAVIES
6 -	16:09:48.365	Joe DAVIES	1:15:47.956	2:30.430	17:27.865	16:12:18.795	Morgan CHARLESWORTH
7 -	16:49:19.734	Morgan CHARLESWORTH	37:00.939	1:10.482	18:38.347	16:50:30.216	Morgan CHARLESWORTH
-	Finish	Morgan CHARLESWORTH	35:19.765				

2024 MSV Trackdays Enduro KA Series

RACE 13 - PIT STOP ANALYSIS

P31	2	NJM's PDC's	Ford KA				
D1: Adam BIRD		Total Stint: 53 Laps - 1:13:54.628 (24.55%)	Best Lap: 1:21.781 On Lap 33 @ 72.21 mph				
D2: Eunan MACGUINNESS		Total Stint: 50 Laps - 1:11:21.875 (23.7%)	Best Lap: 1:23.633 On Lap 197 @ 70.61 mph				
D3: Cat SELLS		Total Stint: 43 Laps - 1:09:21.846 (23.04%)	Best Lap: 1:32.151 On Lap 142 @ 64.08 mph				
D4: Grant GROVE		Total Stint: 51 Laps - 1:14:19.952 (24.69%)	Best Lap: 1:22.503 On Lap 97 @ 71.58 mph				

STOP	IN TIME	DRIVER IN	STINT TIME	STOP TIME	TOTAL STOP TIME	OUT TIME	DRIVER OUT
1 -	13:38:34.128	Adam BIRD	1:13:54.628	3:12.574	3:12.574	13:41:46.702	Grant GROVE
2 -	14:56:06.654	Grant GROVE	1:14:19.952	4:47.846	8:00.420	15:00:54.500	Cat SELLS
3 -	16:10:16.346	Cat SELLS	1:09:21.846	3:01.278	11:01.698	16:13:17.624	Eunan MACGUINNESS
-	Finish	Eunan MACGUINNESS	1:11:21.875				

P32	14	Usher Motorsport	Ford KA				
D1: Philip USHER		Total Stint: 68 Laps - 1:38:56.623 (32.82%)	Best Lap: 1:24.432 On Lap 46 @ 69.94 mph				
D2: Luke USHER		Total Stint: 66 Laps - 1:34:46.981 (31.44%)	Best Lap: 1:22.350 On Lap 88 @ 71.71 mph				
D3: David USHER		Total Stint: 60 Laps - 1:33:24.123 (30.99%)	Best Lap: 1:22.225 On Lap 156 @ 71.82 mph				

STOP	IN TIME	DRIVER IN	STINT TIME	STOP TIME	TOTAL STOP TIME	OUT TIME	DRIVER OUT
1 -	13:49:57.000	Philip USHER	1:25:17.500	5:34.074	5:34.074	13:55:31.074	Luke USHER
2 -	14:32:45.460	Luke USHER	37:14.386	29.077	6:03.151	14:33:14.537	Luke USHER
3 -	15:30:18.055	Luke USHER	57:32.595	5:04.151	11:07.302	15:35:22.207	David USHER
4 -	16:02:08.635	David USHER	26:46.428	9:47.081	20:54.384	16:11:55.717	David USHER
5 -	17:08:46.330	David USHER	1:06:37.695	2:14.046	23:08.430	17:11:00.377	Philip USHER
-	Finish	Philip USHER	13:39.122				

P33	555	Sukaru Racing	Ford KA				
D1: Chris HILSON		Total Stint: 60 Laps - 1:24:00.642 (27.94%)	Best Lap: 1:20.844 On Lap 80 @ 73.05 mph				
D2: Peter DIGNAN		Total Stint: 69 Laps - 1:33:39.976 (31.15%)	Best Lap: 1:20.285 On Lap 116 @ 73.55 mph				
D3: Tristan JUDGE		Total Stint: 56 Laps - 1:15:20.687 (25.06%)	Best Lap: 1:20.168 On Lap 174 @ 73.66 mph				

STOP	IN TIME	DRIVER IN	STINT TIME	STOP TIME	TOTAL STOP TIME	OUT TIME	DRIVER OUT
1 -	12:58:43.890	Tristan JUDGE	34:04.390	42:10.677	42:10.677	13:40:54.567	Chris HILSON
2 -	15:04:55.209	Chris HILSON	1:24:00.642	2:09.493	44:20.170	15:07:04.702	Peter DIGNAN
3 -	16:40:44.678	Peter DIGNAN	1:33:39.976	2:38.525	46:58.695	16:43:23.203	Tristan JUDGE
-	Finish	Tristan JUDGE	41:16.296				

P34	49	LDR Performance Tuning	Ford KA				
D1: David BYWATER		Total Stint: 47 Laps - 1:51:12.603 (36.98%)	Best Lap: 1:21.580 On Lap 53 @ 72.39 mph				
D2: Nick RICE		Total Stint: 62 Laps - 1:25:27.661 (28.42%)	Best Lap: 1:21.112 On Lap 87 @ 72.80 mph				
D3: Andy GREAR-HARDY		Total Stint: 71 Laps - 1:36:51.969 (32.21%)	Best Lap: 1:20.862 On Lap 151 @ 73.03 mph				

STOP	IN TIME	DRIVER IN	STINT TIME	STOP TIME	TOTAL STOP TIME	OUT TIME	DRIVER OUT
1 -	13:15:20.193	Andy GREAR-HARDY	50:40.693	1:26.243	1:26.243	13:16:46.436	David BYWATER
2 -	14:37:53.102	David BYWATER	1:21:06.666	42.173	2:08.416	14:38:35.275	Nick RICE
3 -	16:04:02.936	Nick RICE	1:25:27.661	2:40.272	4:48.688	16:06:43.208	Andy GREAR-HARDY
4 -	16:52:54.484	Andy GREAR-HARDY	46:11.276	1:39.078	6:27.766	16:54:33.562	David BYWATER
-	Finish	David BYWATER	30:05.937				

P35	11	11Tenths Racing	Ford KA				
D1: Gianluca ELIA		Total Stint: 0 Laps	Best Lap: 1:20.548 On Lap 47 @ 73.31 mph				
D2: Byron CRAWFORD		Total Stint: 56 Laps - 1:16:26.414 (44.62%)	Best Lap: 1:22.102 On Lap 111 @ 71.93 mph				
D3: Paul PEARCE		Total Stint: 16 Laps - 26:01.276 (15.19%)	Best Lap: 1:21.808 On Lap 80 @ 72.18 mph				
D4: Paul STOUT		Total Stint: 47 Laps - 1:07:39.412 (39.49%)					

STOP	IN TIME	DRIVER IN	STINT TIME	STOP TIME	TOTAL STOP TIME	OUT TIME	DRIVER OUT
1 -	13:41:05.914	Byron CRAWFORD	1:16:26.414	3:06.076	3:06.076	13:44:11.990	Paul STOUT
2 -	14:51:51.402	Paul STOUT	1:07:39.412	1:43.018	4:49.094	14:53:34.420	Paul PEARCE
3 -	15:15:59.145	Paul PEARCE	22:24.725	3:36.551	8:25.645	15:19:35.696	Paul PEARCE

2024 MSV Trackdays Enduro KA Series

RACE 13 - STATISTICS

Competitors Started	35
Planned Start	2024-04-14 @ 12:35:00.000
Actual Start	2024-04-14 @ 12:24:39.499
Finish Time	2024-04-14 @ 17:24:53.119
Track Length	1.6404mi.
Total Laps	7219
Total Distance Covered	11842.5055mi.

Session Fastest Lap History

NO	NAME	LAP TIME	TIME OF DAY	LAP	VEHICLE
12	PRO-AM RACING <i>R. JEPP</i>	1:21.744	12:27:23.966	2	Ford KA
65	Autotech Motorsport 2 <i>T. NORTON</i>	1:21.667	12:27:25.210	2	Ford KA
333	KaHoona's Race Team <i>K. KYRITIS</i>	1:21.540	12:27:28.004	2	Ford KA
21	KnF Racing <i>S. TOPP</i>	1:21.428	12:27:28.662	2	Ford KA
1	Burton Power Racing <i>T. VALENTINE</i>	1:21.308	12:27:29.051	2	Ford KA
888	Boston Racing <i>A. FELLS</i>	1:21.281	12:28:51.392	3	Ford KA
12	PRO-AM RACING <i>R. JEPP</i>	1:21.180	12:30:06.670	4	Ford KA
81	GM Performance <i>D. STAPLETON</i>	1:20.776	12:30:06.829	4	Ford KA
121	Ka Lamaty <i>M. BATTY</i>	1:20.645	12:30:14.233	4	Ford KA
180	Shine Automotive <i>A. WOOD</i>	1:20.261	12:32:49.400	6	Ford KA
114	KM Racing <i>C. KELLY</i>	1:20.068	12:32:51.355	6	Ford KA
333	KaHoona's Race Team <i>K. KYRITIS</i>	1:20.047	12:38:15.955	10	Ford KA
180	Shine Automotive <i>A. WOOD</i>	1:19.845	12:50:22.015	19	Ford KA
8	PRO-AM Racing <i>G. MUTCH</i>	1:19.742	13:30:40.810	49	
46	MilnAir Racing <i>J. WRIGHT</i>	1:19.672	14:10:22.481	76	Ford KA
81	GM Performance <i>I. MITCHELL</i>	1:19.551	15:13:07.720	121	Ford KA
12	PRO-AM RACING <i>W. HILLYARD</i>	1:19.473	15:16:04.449	125	Ford KA
46	MilnAir Racing <i>J. WRIGHT</i>	1:19.356	15:33:28.532	138	Ford KA
46	MilnAir Racing <i>J. WRIGHT</i>	1:19.326	15:54:49.596	154	Ford KA

Session Leader History

NO	NAME	FROM LAP	LAPS LED	DISTANCE	VEHICLE
81	GM Performance <i>D. STAPLETON</i>	1	1	1.64 miles	Ford KA
12	PRO-AM RACING <i>R. JEPP</i>	2	3	4.92 miles	Ford KA
81	GM Performance <i>D. STAPLETON</i>	5	10	16.40 miles	Ford KA
12	PRO-AM RACING <i>R. JEPP</i>	15	3	4.92 miles	Ford KA
46	MilnAir Racing <i>J. MILLNER</i>	18	1	1.64 miles	Ford KA
12	PRO-AM RACING <i>R. JEPP</i>	19	4	6.56 miles	Ford KA

2024 MSV Trackdays Enduro KA Series

RACE 13 - STATISTICS

Session Leader History

NO	NAME	FROM LAP	LAPS LED	DISTANCE	VEHICLE
46	MilnAir Racing <i>J. MILNER</i>	23	1	1.64 miles	Ford KA
12	PRO-AM RACING <i>R. JEPP</i>	24	1	1.64 miles	Ford KA
46	MilnAir Racing <i>J. MILNER</i>	25	1	1.64 miles	Ford KA
12	PRO-AM RACING <i>R. JEPP</i>	26	1	1.64 miles	Ford KA
46	MilnAir Racing <i>J. MILNER</i>	27	7	11.48 miles	Ford KA
12	PRO-AM RACING <i>R. JEPP</i>	34	11	18.04 miles	Ford KA
46	MilnAir Racing <i>J. MILNER</i>	45	1	1.64 miles	Ford KA
81	GM Performance <i>D. STAPLETON</i>	46	9	14.76 miles	Ford KA
8	PRO-AM RACING <i>G. MUTCH</i>	55	15	24.60 miles	
12	PRO-AM RACING <i>R. JEPP</i>	70	1	1.64 miles	Ford KA
46	MilnAir Racing <i>J. MILNER</i>	71	1	1.64 miles	Ford KA
81	GM Performance <i>D. STAPLETON</i>	72	14	22.96 miles	Ford KA
12	PRO-AM RACING <i>W. HILLYARD</i>	86	21	34.44 miles	Ford KA
46	MilnAir Racing <i>J. WRIGHT</i>	107	50	82.02 miles	Ford KA
46	MilnAir Racing <i>G. WRIGHT</i>	157	59	96.78 miles	Ford KA
46	MilnAir Racing <i>J. MILNER</i>	216	3	4.92 miles	Ford KA

Flag History

TYPE	TIME OF DAY
GREEN	12:24:39.499
SAFETY	13:58:15.482
GREEN	14:05:48.571
FINISH	17:24:53.119

Flag Statistics

TYPE	COUNT	TOTAL LAPS	TOTAL TIME
Green	2	215	5:44:20.607
Red	0	0	0.000
Safety Car	1	3	7:33.088
FCY	0	0	0.000