



MIATA TROPHY



MSVR Club Car Championships
Oulton Park International
28th September 2024



Timing & Results Provided by Timing Solutions Ltd

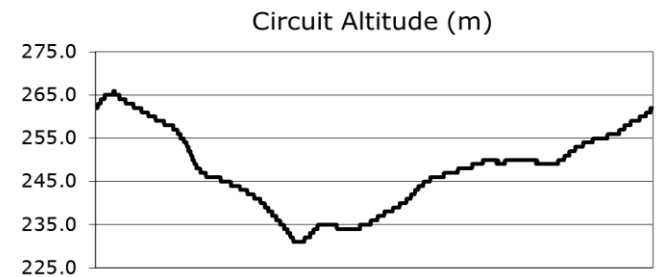
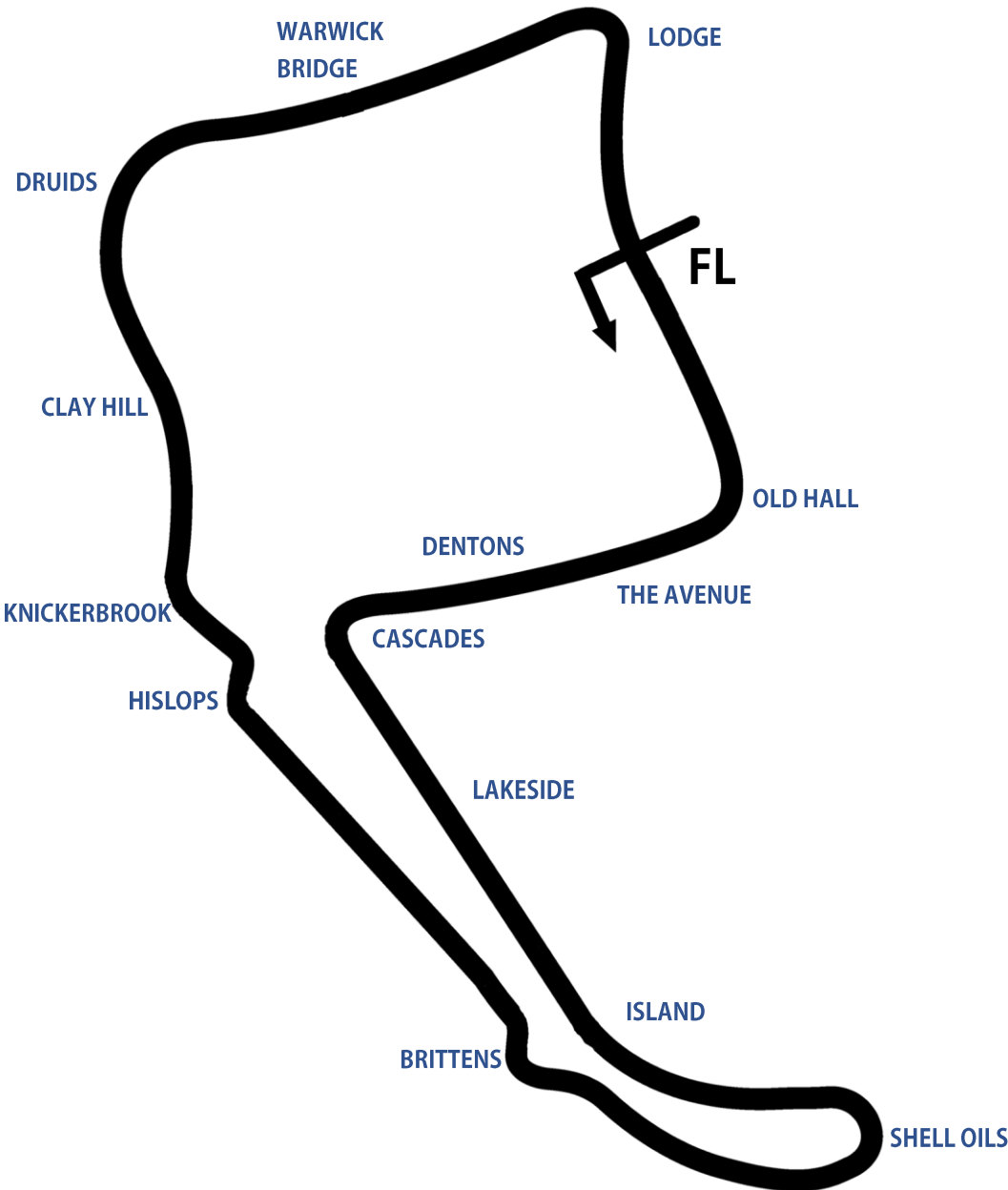
www.tsl-timing.com



OultonPark

Oulton Park International Circuit

Little Budworth, Tarporley, Cheshire, UK



Length	2.6920 miles 4.332 km 4332.4m		
FL		53.17997 N	2.61294 W
Pit Entry	4314m	53.18011 N	2.61306 W
Pit Exit	180m after FL	53.17836 N	2.61232 W
Pit Entry - Pit Exit	199m, 14.3s @ 50kph, 11.9s @ 60kph		

Results & Live Timing available at – www.tsl-timing.com

Updated - 24/01/2024 11:06

MSVR Car Club Championships - Oulton Park Int - 28th Sept 2024

Miata Trophy

QUALIFYING - RACE 1 - CLASSIFICATION

POS	NO	CL	PIC	NAME	ENTRY	TIME	ON	LAPS	GAP	DIFF	MPH
1	1	NC	1	Declan LEE	Mazda MX-5	2:04.320	6	7			77.95
2	7	NC	2	Alex MILLER	Mazda MX-5	2:06.331	6	7	2.011	2.011	76.71
3	5	NC	3	John LANGRIDGE	Mazda MX-5	2:06.364	7	7	2.044	0.033	76.69
4	4	NC	4	Nicholas STOTT	Mazda MX-5	2:06.399	7	7	2.079	0.035	76.67
5	42	NC	5	Khali ATKINS	Mazda MX-5	2:07.901	7	7	3.581	1.502	75.77
6	66	NC	6	Jack HARGRAVES	Mazda MX-5	2:08.357	7	7	4.037	0.456	75.50
7	62	ND	1	Kevin SILVAIN	Mazda MX-5	2:08.396	7	7	4.076	0.039	75.47
8	26	NC	7	Drew FLETCHER	Mazda MX-5	2:08.416	6	7	4.096	0.020	75.46
9	19	NC	8	David CHAPMAN	Mazda MX-5	2:08.446	7	7	4.126	0.030	75.45
10	2*	NC	9	John ROBINSON	Mazda MX-5	2:08.923	4	7	4.603	0.477	75.17
11	110	NC	10	Robin YAU	Mazda MX-5	2:09.864	6	7	5.544	0.941	74.62
12	28	NC	11	Jack HODGES	Mazda MX-5	2:10.126	7	7	5.806	0.262	74.47
13	55	NC	12	Simon FLEET	Mazda MX-5	2:10.762	6	7	6.442	0.636	74.11
14	40	NC	13	Raymond WORLEY	Mazda MX-5	2:11.108	7	7	6.788	0.346	73.91
15	23	NC	14	Ian ABEL	Mazda MX-5	2:11.212	7	7	6.892	0.104	73.85
16	12	Guest	1	Ben TAYLOR	Mazda MX-5	2:20.573	6	6	16.253	9.361	68.94
17	20	NC	15	Jude WORLEY	Mazda MX-5	2:29.293	6	6	24.973	8.720	64.91
18	21	NC	16	Reuben LOWE	Mazda MX-5	2:29.316	6	6	24.996	0.023	64.90

Comments:

No. 2 - 1 Lap time disallowed; exceeding track limits.

Weather / Track : Cloudy / Dry

These results are provisional until the conclusion of any judicial and technical matters.

Date: 28/09/2024 Start: 08:30 Finish: 08:45

Oulton Park International: 2.6920 miles

Clerk Of Course:

Ian Denyer

Stewards:

Timekeeper:

Eric Cowcill



MSVR Car Club Championships - Oulton Park Int - 28th Sept 2024

Miata Trophy

QUALIFYING - RACE 1 - LAP ANALYSIS

DIFF = Difference To Personal Best Lap

P1 1 Declan LEE				
LAP	LAP TIME	DIFF	MPH	TIME OF DAY
1 -				08:32:56.359
2 -	2:44.314	39.994	58.98	08:35:40.673
3 -	2:28.631	24.311	65.20	08:38:09.304
4 -	2:07.534 (3)	3.214	75.98	08:40:16.838
5 -	2:05.938 (2)	1.618	76.95	08:42:22.776
6 -	2:04.320 (1)		77.95	08:44:27.096
7 -	2:23.837	19.517	67.37	08:46:50.933

P2 7 Alex MILLER				
LAP	LAP TIME	DIFF	MPH	TIME OF DAY
1 -				08:32:29.746
2 -	2:14.064	7.733	72.28	08:34:43.810
3 -	2:09.099	2.768	75.06	08:36:52.909
4 -	2:39.334	33.003	60.82	08:39:32.243
5 -	2:07.324 (3)	0.993	76.11	08:41:39.567
6 -	2:06.331 (1)		76.71	08:43:45.898
7 -	2:06.584 (2)	0.253	76.56	08:45:52.482

P3 5 John LANGRIDGE				
LAP	LAP TIME	DIFF	MPH	TIME OF DAY
1 -				08:32:30.967
2 -	2:10.427	4.063	74.30	08:34:41.394
3 -	2:09.410	3.046	74.88	08:36:50.804
4 -	2:09.599	3.235	74.77	08:39:00.403
5 -	2:07.401 (2)	1.037	76.06	08:41:07.804
6 -	2:08.566 (3)	2.202	75.37	08:43:16.370
7 -	2:06.364 (1)		76.69	08:45:22.734

P4 4 Nicholas STOTT				
LAP	LAP TIME	DIFF	MPH	TIME OF DAY
1 -				08:32:52.144
2 -	2:14.315	7.916	72.15	08:35:06.459
3 -	2:30.356	23.957	64.45	08:37:36.815
4 -	2:09.708	3.309	74.71	08:39:46.523
5 -	2:07.586 (3)	1.187	75.95	08:41:54.109
6 -	2:06.601 (2)	0.202	76.54	08:44:00.710
7 -	2:06.399 (1)		76.67	08:46:07.109

P5 42 Khali ATKINS				
LAP	LAP TIME	DIFF	MPH	TIME OF DAY
1 -				08:32:57.814
2 -	2:25.182	17.281	66.75	08:35:22.996
3 -	2:11.142	3.241	73.89	08:37:34.138
4 -	2:10.322	2.421	74.36	08:39:44.460
5 -	2:08.372 (3)	0.471	75.49	08:41:52.832
6 -	2:08.173 (2)	0.272	75.61	08:44:01.005
7 -	2:07.901 (1)		75.77	08:46:08.906

P6 66 Jack HARGRAVES				
LAP	LAP TIME	DIFF	MPH	TIME OF DAY
1 -				08:32:44.693
2 -	2:16.916	8.559	70.78	08:35:01.609
3 -	2:14.711	6.354	71.94	08:37:16.320
4 -	2:12.378	4.021	73.20	08:39:28.698
5 -	2:11.409 (3)	3.052	73.74	08:41:40.107
6 -	2:09.994 (2)	1.637	74.55	08:43:50.101
7 -	2:08.357 (1)		75.50	08:45:58.458

DIFF = Difference To Personal Best Lap

P7 62 Kevin SILVAIN				
LAP	LAP TIME	DIFF	MPH	TIME OF DAY
1 -				08:32:24.328
2 -	2:14.444	6.048	72.08	08:34:38.772
3 -	2:11.738 (3)	3.342	73.56	08:36:50.510
4 -	2:19.395 P	10.999	69.52	08:39:09.905
5 -	3:05.430	57.034	52.26	08:42:15.335
6 -	2:09.252 (2)	0.856	74.97	08:44:24.587
7 -	2:08.396 (1)		75.47	08:46:32.983

P8 26 Drew FLETCHER				
LAP	LAP TIME	DIFF	MPH	TIME OF DAY
1 -				08:32:56.595
2 -	2:24.498	16.082	67.06	08:35:21.093
3 -	2:15.137	6.721	71.71	08:37:36.230
4 -	2:11.447	3.031	73.72	08:39:47.677
5 -	2:09.560 (3)	1.144	74.80	08:41:57.237
6 -	2:08.416 (1)		75.46	08:44:05.653
7 -	2:08.803 (2)	0.387	75.24	08:46:14.456

P9 19 David CHAPMAN				
LAP	LAP TIME	DIFF	MPH	TIME OF DAY
1 -				08:32:32.995
2 -	2:10.261	1.815	74.39	08:34:43.256
3 -	2:17.383	8.937	70.54	08:37:00.639
4 -	2:09.167 (3)	0.721	75.02	08:39:09.806
5 -	2:08.658 (2)	0.212	75.32	08:41:18.464
6 -	2:14.748	6.302	71.92	08:43:33.212
7 -	2:08.446 (1)		75.45	08:45:41.658

P10 2 John ROBINSON				
LAP	LAP TIME	DIFF	MPH	TIME OF DAY
1 -				08:32:31.859
2 -	2:10.866 (3)	1.943	74.05	08:34:42.725
3 -	2:09.479 (2)	0.556	74.84	08:36:52.204
4 -	2:08.923 (1)		75.17	08:39:01.127
5 -	2:35.871 P	26.948	62.17	08:41:36.998
6 -	3:08.362	59.439	51.45	08:44:45.360
7 -	2:11.441	2.518	73.73	08:46:56.801

P11 110 Robin YAU				
LAP	LAP TIME	DIFF	MPH	TIME OF DAY
1 -				08:32:46.638
2 -	2:21.621	11.757	68.43	08:35:08.259
3 -	2:17.526	7.662	70.46	08:37:25.785
4 -	2:15.278	5.414	71.63	08:39:41.063
5 -	2:14.296 (3)	4.432	72.16	08:41:55.359
6 -	2:09.864 (1)		74.62	08:44:05.223
7 -	2:12.645 (2)	2.781	73.06	08:46:17.868

P12 28 Jack HODGES				
LAP	LAP TIME	DIFF	MPH	TIME OF DAY
1 -				08:32:34.689
2 -	2:18.484	8.358	69.98	08:34:53.173
3 -	2:16.086	5.960	71.21	08:37:09.259
4 -	2:14.494	4.368	72.05	08:39:23.753
5 -	2:12.282 (3)	2.156	73.26	08:41:36.035
6 -	2:11.543 (2)	1.417	73.67	08:43:47.578
7 -	2:10.126 (1)		74.47	08:45:57.704

MSVR Car Club Championships - Oulton Park Int - 28th Sept 2024

Miata Trophy

QUALIFYING - RACE 1 - LAP ANALYSIS

DIFF = Difference To Personal Best Lap

P13 55 Simon FLEET				
LAP	LAP TIME	DIFF	MPH	TIME OF DAY
1 -				08:32:25.409
2 -	2:14.121	3.359	72.25	08:34:39.530
3 -	2:13.386	2.624	72.65	08:36:52.916
4 -	2:13.468	2.706	72.61	08:39:06.384
5 -	2:12.608 (3)	1.846	73.08	08:41:18.992
6 -	2:10.762 (1)		74.11	08:43:29.754
7 -	2:11.593 (2)	0.831	73.64	08:45:41.347

P14 40 Raymond WORLEY				
LAP	LAP TIME	DIFF	MPH	TIME OF DAY
1 -				08:32:41.937
2 -	2:18.528	7.420	69.95	08:35:00.465
3 -	2:14.635	3.527	71.98	08:37:15.100
4 -	2:12.419 (3)	1.311	73.18	08:39:27.519
5 -	2:11.839 (2)	0.731	73.50	08:41:39.358
6 -	2:13.247	2.139	72.73	08:43:52.605
7 -	2:11.108 (1)		73.91	08:46:03.713

P15 23 Ian ABEL				
LAP	LAP TIME	DIFF	MPH	TIME OF DAY
1 -				08:33:02.406
2 -	2:23.131	11.919	67.70	08:35:25.537
3 -	2:17.786	6.574	70.33	08:37:43.323
4 -	2:13.617 (3)	2.405	72.53	08:39:56.940
5 -	2:12.422 (2)	1.210	73.18	08:42:09.362
6 -	2:18.291	7.079	70.07	08:44:27.653
7 -	2:11.212 (1)		73.85	08:46:38.865

P16 12 Ben TAYLOR				
LAP	LAP TIME	DIFF	MPH	TIME OF DAY
1 -				08:33:15.034
2 -	2:26.196	5.623	66.28	08:35:41.230
3 -	2:33.935	13.362	62.95	08:38:15.165
4 -	2:21.070 (2)	0.497	68.69	08:40:36.235
5 -	2:21.238 (3)	0.665	68.61	08:42:57.473
6 -	2:20.573 (1)		68.94	08:45:18.046

P17 20 Jude WORLEY				
LAP	LAP TIME	DIFF	MPH	TIME OF DAY
1 -				08:33:03.423
2 -	2:37.238	7.945	61.63	08:35:40.661
3 -	2:34.139	4.846	62.87	08:38:14.800
4 -	2:31.412 (2)	2.119	64.00	08:40:46.212
5 -	2:31.497 (3)	2.204	63.97	08:43:17.709
6 -	2:29.293 (1)		64.91	08:45:47.002

P18 21 Reuben LOWE				
LAP	LAP TIME	DIFF	MPH	TIME OF DAY
1 -				08:33:06.229
2 -	2:36.885	7.569	61.77	08:35:43.114
3 -	2:33.790	4.474	63.01	08:38:16.904
4 -	2:30.471 (2)	1.155	64.40	08:40:47.375
5 -	2:31.096 (3)	1.780	64.14	08:43:18.471
6 -	2:29.316 (1)		64.90	08:45:47.787

MSVR Car Club Championships - Oulton Park Int - 28th Sept 2024

Miata Trophy

QUALIFYING - RACE 1 - STATISTICS

Competitors Started 18
Planned Start 2024-09-28 @ 08:30:00.000
Actual Start 2024-09-28 @ 08:30:00.564
Finish Time 2024-09-28 @ 08:45:14.675
Track Length 2.6920mi.
Total Laps 123
Total Distance Covered 331.1195mi.

Session Fastest Lap History

NO	CL	NAME	LAP TIME	TIME OF DAY	LAP	VEHICLE
62	ND	Kevin SILVAIN	2:14.444	08:34:38.762	2	Mazda MX-5
55	NC	Simon FLEET	2:14.121	08:34:39.521	2	Mazda MX-5
5	NC	John LANGRIDGE	2:10.427	08:34:41.390	2	Mazda MX-5
19	NC	David CHAPMAN	2:10.261	08:34:43.262	2	Mazda MX-5
5	NC	John LANGRIDGE	2:09.410	08:36:50.800	3	Mazda MX-5
7	NC	Alex MILLER	2:09.099	08:36:52.909	3	Mazda MX-5
2	NC	John ROBINSON	2:08.923	08:39:01.147	4	Mazda MX-5
1	NC	Declan LEE	2:07.534	08:40:16.834	4	Mazda MX-5
5	NC	John LANGRIDGE	2:07.401	08:41:07.800	5	Mazda MX-5
7	NC	Alex MILLER	2:07.324	08:41:39.561	5	Mazda MX-5
1	NC	Declan LEE	2:05.938	08:42:22.772	5	Mazda MX-5
1	NC	Declan LEE	2:04.320	08:44:27.092	6	Mazda MX-5

Flag History

TYPE	TIME OF DAY
GREEN	08:30:00.564
FINISH	08:45:14.675

Flag Statistics

TYPE	COUNT	TOTAL LAPS	TOTAL TIME
Green	1	7	17:06.508
Red	0	0	0.000
Safety Car	0	0	0.000
FCY	0	0	0.000

MSVR Car Club Championships - Oulton Park Int - 28th Sept 2024

Miata Trophy

QUALIFYING - RACE 1 - STATISTICS

CLASS : NC

16 Starters

Fastest Lap History

NO	NAME	LAP TIME	TIME OF DAY	LAP	VEHICLE
55	Simon FLEET	2:14.121	08:34:39.521	2	Mazda MX-5
5	John LANGRIDGE	2:10.427	08:34:41.390	2	Mazda MX-5
19	David CHAPMAN	2:10.261	08:34:43.262	2	Mazda MX-5
5	John LANGRIDGE	2:09.410	08:36:50.800	3	Mazda MX-5
7	Alex MILLER	2:09.099	08:36:52.909	3	Mazda MX-5
2	John ROBINSON	2:08.923	08:39:01.147	4	Mazda MX-5
1	Declan LEE	2:07.534	08:40:16.834	4	Mazda MX-5
5	John LANGRIDGE	2:07.401	08:41:07.800	5	Mazda MX-5
7	Alex MILLER	2:07.324	08:41:39.561	5	Mazda MX-5
1	Declan LEE	2:05.938	08:42:22.772	5	Mazda MX-5
1	Declan LEE	2:04.320	08:44:27.092	6	Mazda MX-5

MSVR Car Club Championships - Oulton Park Int - 28th Sept 2024

Miata Trophy

QUALIFYING - RACE 1 - STATISTICS

CLASS : ND

1 Starters

Fastest Lap History

NO	NAME	LAP TIME	TIME OF DAY	LAP	VEHICLE
62	Kevin SILVAIN	2:14.444	08:34:38.762	2	Mazda MX-5
62	Kevin SILVAIN	2:11.738	08:36:50.500	3	Mazda MX-5
62	Kevin SILVAIN	2:09.252	08:44:24.577	6	Mazda MX-5
62	Kevin SILVAIN	2:08.396	08:46:32.973	7	Mazda MX-5

MSVR Car Club Championships - Oulton Park Int - 28th Sept 2024

Miata Trophy

QUALIFYING - RACE 1 - STATISTICS

CLASS : Guest

1 Starters

Fastest Lap History

NO	NAME	LAP TIME	TIME OF DAY	LAP	VEHICLE
12	Ben TAYLOR	2:26.196	08:35:41.231	2	Mazda MX-5
12	Ben TAYLOR	2:21.070	08:40:36.236	4	Mazda MX-5
12	Ben TAYLOR	2:20.573	08:45:18.047	6	Mazda MX-5

MSVR Car Club Championships - Oulton Park Int - 28th Sept 2024

Miata Trophy

SUPERPOLE - RACE 1 - CLASSIFICATION

POS	NO	CL	PIC	NAME	ENTRY	TIME	ON	LAPS	GAP	DIFF	MPH
1	5	NC	1	John LANGRIDGE	Mazda MX-5	2:03.304	2	2			78.59
2	1	NC	2	Declan LEE	Mazda MX-5	2:03.636	2	2	0.332	0.332	78.38
3	42	NC	3	Khali ATKINS	Mazda MX-5	2:04.774	2	2	1.470	1.138	77.67
4	4	NC	4	Nicholas STOTT	Mazda MX-5	2:04.983	2	2	1.679	0.209	77.54
5	7	NC	5	Alex MILLER	Mazda MX-5	2:05.579	2	2	2.275	0.596	77.17
6	62	ND	1	Kevin SILVAIN	Mazda MX-5	2:05.963	2	2	2.659	0.384	76.93

Weather / Track : Bright / Drying

These results are provisional until the conclusion of any judicial and technical matters.

Date: 28/09/2024 Start: 09:12 Finish: 09:16

Oulton Park International: 2.6920 miles

Clerk Of Course:

Ian Denyer

Stewards:

Timekeeper:


Eric Cowcill



MSVR Car Club Championships - Oulton Park Int - 28th Sept 2024

Miata Trophy

RACE 1 - GRID (20 minutes)

ROW 10	19	2:05.963 62 Kevin SILVAIN	20	12 Ben TAYLOR
ROW 9				
ROW 8	15	20 Jude WORLEY	16	21 Reuben LOWE
ROW 7	13	40 Raymond WORLEY	14	23 Ian ABEL
ROW 6	11	28 Jack HODGES	12	55 Simon FLEET
ROW 5	9	2 John ROBINSON	10	110 Robin YAU
ROW 4	7	26 Drew FLETCHER	8	19 David CHAPMAN
ROW 3	5	2:05.579 7 Alex MILLER	6	66 Jack HARGRAVES
ROW 2	3	2:04.774 42 Khali ATKINS	4	2:04.983 4 Nicholas STOTT
ROW 1	1	2:03.304 5 John LANGRIDGE	2	2:03.636 1 Declan LEE
Pole				
				

Comments:

These results are provisional until the conclusion of any judicial and technical matters.

Oulton Park International: 2.6920 miles

Clerk Of Course:

Jan Denyer

Stewards:

Timekeeper:

Eric Cowell



MSVR Car Club Championships - Oulton Park Int - 28th Sept 2024

Miata Trophy

RACE 1 - CLASSIFICATION

Race Distance: 9 Laps / 24.22 miles

POS	NO	CL	PIC	NAME	ENTRY	LAPS	TIME	GAP	DIFF	MPH	BEST	ON	GRD	↑↓
1	1	NC	1	Declan LEE	Mazda MX-5	9	19:47.690			73.43	2:10.012	4	2	1
2	5	NC	2	John LANGRIDGE	Mazda MX-5	9	20:04.147	16.457	16.457	72.43	2:10.867	4	1	-1
3	7	NC	3	Alex MILLER	Mazda MX-5	9	20:07.894	20.204	3.747	72.20	2:11.230	4	5	2
4	19	NC	4	David CHAPMAN	Mazda MX-5	9	20:18.188	30.498	10.294	71.59	2:13.151	4	8	4
5	26	NC	5	Drew FLETCHER	Mazda MX-5	9	20:18.918	31.228	0.730	71.55	2:11.760	3	7	2
6	66	NC	6	Jack HARGRAVES	Mazda MX-5	9	20:43.034	55.344	24.116	70.16	2:16.072	3	6	0
7	110	NC	7	Robin YAU	Mazda MX-5	9	20:48.114	1:00.424	5.080	69.88	2:16.986	5	10	3
8	62	ND	1	Kevin SILVAIN	Mazda MX-5	9	20:50.305	1:02.615	2.191	69.76	2:16.403	3	17	9
9	55	NC	8	Simon FLEET	Mazda MX-5	9	20:50.663	1:02.973	0.358	69.74	2:15.919	4	12	3
10	4	NC	9	Nicholas STOTT	Mazda MX-5	9	20:55.404	1:07.714	4.741	69.47	2:11.910	3	4	-6
11	28	NC	10	Jack HODGES	Mazda MX-5	9	21:06.677	1:18.987	11.273	68.85	2:17.393	9	11	0
12	40	NC	11	Raymond WORLEY	Mazda MX-5	9	21:14.657	1:26.967	7.980	68.42	2:18.322	9	13	1
13	23	NC	12	Ian ABEL	Mazda MX-5	9	21:15.386	1:27.696	0.729	68.38	2:18.075	9	14	1
14	12	Guest	1	Ben TAYLOR	Mazda MX-5	8	19:49.187	1 Lap	1 Lap	65.19	2:22.343	2	18	4
15	21	NC	13	Reuben LOWE	Mazda MX-5	8	20:05.180	1 Lap	15.993	64.33	2:27.683	2	16	1
16	42	NC	14	Khali ATKINS	Mazda MX-5	8	20:43.582	1 Lap	38.402	62.34	2:16.882	2	3	-13
17	20	NC	15	Jude WORLEY	Mazda MX-5	8	20:55.135	1 Lap	11.553	61.77	2:31.277	3	15	-2

NOT CLASSIFIED

DNF	2	NC		John ROBINSON	Mazda MX-5	6	13:48.062	3 Laps	2 Laps	70.22	2:15.661	2	9	
-----	---	----	--	---------------	------------	---	-----------	---------------	--------	-------	-----------------	---	---	--

FASTEST LAP

1	NC			Declan LEE	Mazda MX-5	4	2:10.012			74.54 mph		119.96 kph
62	ND			Kevin SILVAIN	Mazda MX-5	3	2:16.403			71.04 mph		114.34 kph
12	Guest			Ben TAYLOR	Mazda MX-5	2	2:22.343			68.08 mph		109.57 kph

Comments:

Weather / Track : Rain / Wet

These results are provisional until the conclusion of any judicial and technical matters.

Date: 28/09/2024 Start: 11:09 Finish: 11:29

Oulton Park International: 2.6920 miles

Clerk Of Course:

Ian Denyer

Stewards:

Timekeeper:

Eric Cowell



MSVR Car Club Championships - Oulton Park Int - 28th Sept 2024

Miata Trophy

RACE 1 - LAP CHART

LAP 1 @ 11:11:52.061			LAP 2 @ 11:14:03.600			LAP 3 @ 11:16:14.437			LAP 4 @ 11:18:24.449			LAP 5 @ 11:20:35.163		
NO	BEHIND	LAP TIME	NO	BEHIND	LAP TIME	NO	BEHIND	LAP TIME	NO	BEHIND	LAP TIME	NO	BEHIND	LAP TIME
1		2:17.272	1		2:11.539	1		2:10.837	1		2:10.012	1		2:10.714
5	0.803	2:18.075	5	1.415	2:12.151	5	2.311	2:11.733	5	3.166	2:10.867	5	4.694	2:12.242
4	2.592	2:19.864	4	3.649	2:12.596	4	4.722	2:11.910	7	6.259	2:11.230	7	8.773	2:13.228
7	3.172	2:20.444	7	4.002	2:12.369	7	5.041	2:11.876	26	9.403	2:12.587	26	12.668	2:13.979
26	4.866	2:22.138	26	5.905	2:12.578	26	6.828	2:11.760	19	13.522	2:13.151	19	17.892	2:15.084
19	5.511	2:22.783	19	7.339	2:13.367	19	10.383	2:13.881	2	24.792	2:16.534	2	30.652	2:16.574
2	8.055	2:25.327	2	12.177	2:15.661	2	18.270	2:16.930	66	25.283	2:16.616	66	31.328	2:16.759
66	8.534	2:25.806	66	13.444	2:16.449	66	18.679	2:16.072	110	30.336	2:17.675	42	1 Lap	4:19.099
110	9.847	2:27.119	110	16.104	2:17.796	110	22.673	2:17.406	62	31.539	2:17.287	110	36.608	2:16.986
28	11.327	2:28.599	28	18.420	2:18.632	62	24.264	2:16.403	55	32.571	2:15.919	62	37.771	2:16.946
55	11.667	2:28.939	62	18.698	2:18.393	55	26.664	2:17.931	28	45.183	2:18.527	55	38.337	2:16.480
62	11.844	2:29.116	42	18.990	2:16.882	42	33.662	2:25.509 P	40	46.179	2:19.238	28	53.113	2:18.644
42	13.647	2:30.919	55	19.570	2:19.442	28	36.668	2:29.085	23	46.439	2:19.221	4	53.873	2:15.519
40	14.305	2:31.577	40	23.130	2:20.364	40	36.953	2:24.660	4	49.068	2:54.358	40	55.778	2:20.313
23	14.731	2:32.003	23	23.390	2:20.198	23	37.230	2:24.677	21	1:10.972	2:27.689	23	56.984	2:21.259
12	17.265	2:34.537	12	28.069	2:22.343	21	53.295	2:27.875	12	1:17.188	2:23.893	21	1:28.636	2:28.378
21	20.113	2:37.385	21	36.257	2:27.683	12	1:03.307	2:46.075	20	1:30.810	2:33.853	12	1:33.050	2:26.576
20	25.199	2:42.471	20	46.529	2:32.869	20	1:06.969	2:31.277				20	1:55.392	2:35.296

MSVR Car Club Championships - Oulton Park Int - 28th Sept 2024

Miata Trophy

RACE 1 - LAP CHART

LAP 6 @ 11:22:46.827			LAP 7 @ 11:24:58.832			LAP 8 @ 11:27:10.500			LAP 9 @ 11:29:22.479		
NO	BEHIND	LAP TIME	NO	BEHIND	LAP TIME	NO	BEHIND	LAP TIME	NO	BEHIND	LAP TIME
1		2:11.664	1		2:12.005	1		2:11.668	1		2:11.979
5	5.543	2:12.513	5	8.807	2:15.269	5	13.374	2:16.235	12	1 Lap	2:24.289
7	11.593	2:14.484	20	1 Lap	2:39.654	7	17.259	2:15.010	5	16.457	2:15.062
26	16.465	2:15.461	7	13.917	2:14.329	26	22.558	2:14.711	21	1 Lap	2:32.703
19	20.903	2:14.675	26	19.515	2:15.055	19	27.008	2:15.598	7	20.204	2:14.924
2	36.024	2:17.036	19	23.078	2:14.180	20	1 Lap	2:39.154	19	30.498	2:15.469
66	36.898	2:17.234	66	41.974	2:17.081	66	48.272	2:17.966	26	31.228	2:20.649
42	1 Lap	2:17.306	42	1 Lap	2:17.263	42	1 Lap	2:17.765	66	55.344	2:19.051
110	42.489	2:17.545	110	48.710	2:18.226	110	54.899	2:17.857	42	1 Lap	2:18.839
62	43.296	2:17.189	62	49.404	2:18.113	62	55.781	2:18.045	110	1:00.424	2:17.504
55	44.057	2:17.384	55	50.384	2:18.332	55	56.752	2:18.036	62	1:02.615	2:18.813
4	58.519	2:16.310	4	1:01.829	2:15.315	4	1:05.394	2:15.233	55	1:02.973	2:18.200
28	1:01.281	2:19.832	28	1:06.811	2:17.535	28	1:13.573	2:18.430	20	1 Lap	2:40.561
40	1:04.507	2:20.393	40	1:12.740	2:20.238	40	1:20.624	2:19.552	4	1:07.714	2:14.299
23	1:05.266	2:19.946	23	1:13.806	2:20.545	23	1:21.600	2:19.462	28	1:18.987	2:17.393
21	1:46.254	2:29.282	12	2:00.855	2:25.670				40	1:26.967	2:18.322
12	1:47.190	2:25.804	21	2:08.434	2:34.185				23	1:27.696	2:18.075

MSVR Car Club Championships - Oulton Park Int - 28th Sept 2024

Miata Trophy

RACE 1 - POSITION CHART

No	Name	Lap									
		Pos	1	2	3	4	5	6	7	8	9
5	LANGRIDGE	1	1	1	1	1	1	1	1	1	1
1	LEE	2	5	5	5	5	5	5	5	5	5
42	ATKINS	3	4	4	4	7	7	7	7	7	7
4	STOTT	4	7	7	7	26	26	26	26	26	19
7	MILLER	5	26	26	26	19	19	19	19	19	26
66	HARGRAVES	6	19	19	19	2	2	2	66	66	66
26	FLETCHER	7	2	2	2	66	66	66	110	110	110
19	CHAPMAN	8	66	66	66	110	110	110	62	62	62
2	ROBINSON	9	110	110	110	62	62	62	55	55	55
110	YAU	10	28	28	62	55	55	55	4	4	4
28	HODGES	11	55	62	55	28	28	4	28	28	28
55	FLEET	12	62	42	42	40	4	28	40	40	40
40	WORLEY	13	42	55	28	23	40	40	23	23	23
23	ABEL	14	40	40	40	4	23	23	12	12	
20	WORLEY	15	23	23	23	21	21	21	21	21	
21	LOWE	16	12	12	21	12	12	12	20	42	
62	SILVAIN	17	21	21	12	20	20	20	42	20	
12	TAYLOR	18	20	20	20	42	42	42			

MSVR Car Club Championships - Oulton Park Int - 28th Sept 2024

Miata Trophy

RACE 1 - LAP ANALYSIS

DIFF = Difference To Personal Best Lap

P1 1 Declan LEE				
LAP	LAP TIME	DIFF	MPH	TIME OF DAY
1 -	2:17.272	7.260	70.59	11:11:52.061
2 -	2:11.539	1.527	73.67	11:14:03.600
3 -	2:10.837 (3)	0.825	74.07	11:16:14.437
4 -	2:10.012 (1)		74.54	11:18:24.449
5 -	2:10.714 (2)	0.702	74.14	11:20:35.163
6 -	2:11.664	1.652	73.60	11:22:46.827
7 -	2:12.005	1.993	73.41	11:24:58.832
8 -	2:11.668	1.656	73.60	11:27:10.500
9 -	2:11.979	1.967	73.43	11:29:22.479

P2 5 John LANGRIDGE				
LAP	LAP TIME	DIFF	MPH	TIME OF DAY
1 -	2:18.075	7.208	70.18	11:11:52.864
2 -	2:12.151 (3)	1.284	73.33	11:14:05.015
3 -	2:11.733 (2)	0.866	73.56	11:16:16.748
4 -	2:10.867 (1)		74.05	11:18:27.615
5 -	2:12.242	1.375	73.28	11:20:39.857
6 -	2:12.513	1.646	73.13	11:22:52.370
7 -	2:15.269	4.402	71.64	11:25:07.639
8 -	2:16.235	5.368	71.13	11:27:23.874
9 -	2:15.062	4.195	71.75	11:29:38.936

P3 7 Alex MILLER				
LAP	LAP TIME	DIFF	MPH	TIME OF DAY
1 -	2:20.444	9.214	69.00	11:11:55.233
2 -	2:12.369 (3)	1.139	73.21	11:14:07.602
3 -	2:11.876 (2)	0.646	73.48	11:16:19.478
4 -	2:11.230 (1)		73.84	11:18:30.708
5 -	2:13.228	1.998	72.74	11:20:43.936
6 -	2:14.484	3.254	72.06	11:22:58.420
7 -	2:14.329	3.099	72.14	11:25:12.749
8 -	2:15.010	3.780	71.78	11:27:27.759
9 -	2:14.924	3.694	71.82	11:29:42.683

P4 19 David CHAPMAN				
LAP	LAP TIME	DIFF	MPH	TIME OF DAY
1 -	2:22.783	9.632	67.87	11:11:57.572
2 -	2:13.367 (2)	0.216	72.66	11:14:10.939
3 -	2:13.881 (3)	0.730	72.38	11:16:24.820
4 -	2:13.151 (1)		72.78	11:18:37.971
5 -	2:15.084	1.933	71.74	11:20:53.055
6 -	2:14.675	1.524	71.96	11:23:07.730
7 -	2:14.180	1.029	72.22	11:25:21.910
8 -	2:15.598	2.447	71.47	11:27:37.508
9 -	2:15.469	2.318	71.53	11:29:52.977

P5 26 Drew FLETCHER				
LAP	LAP TIME	DIFF	MPH	TIME OF DAY
1 -	2:22.138	10.378	68.18	11:11:56.927
2 -	2:12.578 (2)	0.818	73.09	11:14:09.505
3 -	2:11.760 (1)		73.55	11:16:21.265
4 -	2:12.587 (3)	0.827	73.09	11:18:33.852
5 -	2:13.979	2.219	72.33	11:20:47.831
6 -	2:15.461	3.701	71.54	11:23:03.292
7 -	2:15.055	3.295	71.75	11:25:18.347
8 -	2:14.711	2.951	71.94	11:27:33.058
9 -	2:20.649	8.889	68.90	11:29:53.707

DIFF = Difference To Personal Best Lap

P6 66 Jack HARGRAVES				
LAP	LAP TIME	DIFF	MPH	TIME OF DAY
1 -	2:25.806	9.734	66.46	11:12:00.595
2 -	2:16.449 (2)	0.377	71.02	11:14:17.044
3 -	2:16.072 (1)		71.22	11:16:33.116
4 -	2:16.616 (3)	0.544	70.93	11:18:49.732
5 -	2:16.759	0.687	70.86	11:21:06.491
6 -	2:17.234	1.162	70.61	11:23:23.725
7 -	2:17.081	1.009	70.69	11:25:40.806
8 -	2:17.966	1.894	70.24	11:27:58.772
9 -	2:19.051	2.979	69.69	11:30:17.823

P7 110 Robin YAU				
LAP	LAP TIME	DIFF	MPH	TIME OF DAY
1 -	2:27.119	10.133	65.87	11:12:01.908
2 -	2:17.796	0.810	70.33	11:14:19.704
3 -	2:17.406 (2)	0.420	70.53	11:16:37.110
4 -	2:17.675	0.689	70.39	11:18:54.785
5 -	2:16.986 (1)		70.74	11:21:11.771
6 -	2:17.545	0.559	70.45	11:23:29.316
7 -	2:18.226	1.240	70.11	11:25:47.542
8 -	2:17.857	0.871	70.29	11:28:05.399
9 -	2:17.504 (3)	0.518	70.48	11:30:22.903

P8 62 Kevin SILVAIN				
LAP	LAP TIME	DIFF	MPH	TIME OF DAY
1 -	2:29.116	12.713	64.99	11:12:03.905
2 -	2:18.393	1.990	70.02	11:14:22.298
3 -	2:16.403 (1)		71.04	11:16:38.701
4 -	2:17.287	0.884	70.59	11:18:55.988
5 -	2:16.946 (2)	0.543	70.76	11:21:12.934
6 -	2:17.189 (3)	0.786	70.64	11:23:30.123
7 -	2:18.113	1.710	70.16	11:25:48.236
8 -	2:18.045	1.642	70.20	11:28:06.281
9 -	2:18.813	2.410	69.81	11:30:25.094

P9 55 Simon FLEET				
LAP	LAP TIME	DIFF	MPH	TIME OF DAY
1 -	2:28.939	13.020	65.06	11:12:03.728
2 -	2:19.442	3.523	69.50	11:14:23.170
3 -	2:17.931	2.012	70.26	11:16:41.101
4 -	2:15.919 (1)		71.30	11:18:57.020
5 -	2:16.480 (2)	0.561	71.00	11:21:13.500
6 -	2:17.384 (3)	1.465	70.54	11:23:30.884
7 -	2:18.332	2.413	70.05	11:25:49.216
8 -	2:18.036	2.117	70.20	11:28:07.252
9 -	2:18.200	2.281	70.12	11:30:25.452

P10 4 Nicholas STOTT				
LAP	LAP TIME	DIFF	MPH	TIME OF DAY
1 -	2:19.864	7.954	69.29	11:11:54.653
2 -	2:12.596 (2)	0.686	73.08	11:14:07.249
3 -	2:11.910 (1)		73.46	11:16:19.159
4 -	2:54.358	42.448	55.58	11:19:13.517
5 -	2:15.519	3.609	71.51	11:21:29.036
6 -	2:16.310	4.400	71.09	11:23:45.346
7 -	2:15.315	3.405	71.62	11:26:00.661
8 -	2:15.233	3.323	71.66	11:28:15.894
9 -	2:14.299 (3)	2.389	72.16	11:30:30.193

MSVR Car Club Championships - Oulton Park Int - 28th Sept 2024

Miata Trophy

RACE 1 - LAP ANALYSIS

DIFF = Difference To Personal Best Lap

P11 28 Jack HODGES				
LAP	LAP TIME	DIFF	MPH	TIME OF DAY
1 -	2:28.599	11.206	65.21	11:12:03.388
2 -	2:18.632	1.239	69.90	11:14:22.020
3 -	2:29.085	11.692	65.00	11:16:51.105
4 -	2:18.527	1.134	69.95	11:19:09.632
5 -	2:18.644	1.251	69.90	11:21:28.276
6 -	2:19.832	2.439	69.30	11:23:48.108
7 -	2:17.535 (2)	0.142	70.46	11:26:05.643
8 -	2:18.430 (3)	1.037	70.00	11:28:24.073
9 -	2:17.393 (1)		70.53	11:30:41.466

P12 40 Raymond WORLEY				
LAP	LAP TIME	DIFF	MPH	TIME OF DAY
1 -	2:31.577	13.255	63.93	11:12:06.366
2 -	2:20.364	2.042	69.04	11:14:26.730
3 -	2:24.660	6.338	66.99	11:16:51.390
4 -	2:19.238 (2)	0.916	69.60	11:19:10.628
5 -	2:20.313	1.991	69.06	11:21:30.941
6 -	2:20.393	2.071	69.02	11:23:51.334
7 -	2:20.238	1.916	69.10	11:26:11.572
8 -	2:19.552 (3)	1.230	69.44	11:28:31.124
9 -	2:18.322 (1)		70.06	11:30:49.446

P13 23 Ian ABEL				
LAP	LAP TIME	DIFF	MPH	TIME OF DAY
1 -	2:32.003	13.928	63.75	11:12:06.792
2 -	2:20.198	2.123	69.12	11:14:26.990
3 -	2:24.677	6.602	66.98	11:16:51.667
4 -	2:19.221 (2)	1.146	69.61	11:19:10.888
5 -	2:21.259	3.184	68.60	11:21:32.147
6 -	2:19.946	1.871	69.25	11:23:52.093
7 -	2:20.545	2.470	68.95	11:26:12.638
8 -	2:19.462 (3)	1.387	69.49	11:28:32.100
9 -	2:18.075 (1)		70.18	11:30:50.175

P14 12 Ben TAYLOR				
LAP	LAP TIME	DIFF	MPH	TIME OF DAY
1 -	2:34.537	12.194	62.71	11:12:09.326
2 -	2:22.343 (1)		68.08	11:14:31.669
3 -	2:46.075	23.732	58.35	11:17:17.744
4 -	2:23.893 (2)	1.550	67.35	11:19:41.637
5 -	2:26.576	4.233	66.11	11:22:08.213
6 -	2:25.804	3.461	66.46	11:24:34.017
7 -	2:25.670	3.327	66.52	11:26:59.687
8 -	2:24.289 (3)	1.946	67.16	11:29:23.976

P15 21 Reuben LOWE				
LAP	LAP TIME	DIFF	MPH	TIME OF DAY
1 -	2:37.385	9.702	61.57	11:12:12.174
2 -	2:27.683 (1)		65.62	11:14:39.857
3 -	2:27.875 (3)	0.192	65.53	11:17:07.732
4 -	2:27.689 (2)	0.006	65.61	11:19:35.421
5 -	2:28.378	0.695	65.31	11:22:03.799
6 -	2:29.282	1.599	64.91	11:24:33.081
7 -	2:34.185	6.502	62.85	11:27:07.266
8 -	2:32.703	5.020	63.46	11:29:39.969

DIFF = Difference To Personal Best Lap

P16 42 Khali ATKINS				
LAP	LAP TIME	DIFF	MPH	TIME OF DAY
1 -	2:30.919	14.037	64.21	11:12:05.708
2 -	2:16.882 (1)		70.80	11:14:22.590
3 -	2:25.509 P	8.627	66.60	11:16:48.099
4 -	4:19.099	2:02.217	37.40	11:21:07.198
5 -	2:17.306 (3)	0.424	70.58	11:23:24.504
6 -	2:17.263 (2)	0.381	70.60	11:25:41.767
7 -	2:17.765	0.883	70.34	11:27:59.532
8 -	2:18.839	1.957	69.80	11:30:18.371

P17 20 Jude WORLEY				
LAP	LAP TIME	DIFF	MPH	TIME OF DAY
1 -	2:42.471	11.194	59.64	11:12:17.260
2 -	2:32.869 (2)	1.592	63.39	11:14:50.129
3 -	2:31.277 (1)		64.06	11:17:21.406
4 -	2:33.853 (3)	2.576	62.99	11:19:55.259
5 -	2:35.296	4.019	62.40	11:22:30.555
6 -	2:39.654	8.377	60.70	11:25:10.209
7 -	2:39.154	7.877	60.89	11:27:49.363
8 -	2:40.561	9.284	60.35	11:30:29.924

P18 2 John ROBINSON				
LAP	LAP TIME	DIFF	MPH	TIME OF DAY
1 -	2:25.327	9.666	66.68	11:12:00.116
2 -	2:15.661 (1)		71.43	11:14:15.777
3 -	2:16.930	1.269	70.77	11:16:32.707
4 -	2:16.534 (2)	0.873	70.98	11:18:49.241
5 -	2:16.574 (3)	0.913	70.96	11:21:05.815
6 -	2:17.036	1.375	70.72	11:23:22.851

MSVR Car Club Championships - Oulton Park Int - 28th Sept 2024

Miata Trophy

RACE 1 - STATISTICS

Competitors Started 18
Planned Start 2024-09-28 @ 11:00:00.000
Actual Start 2024-09-28 @ 11:09:34.788
Finish Time 2024-09-28 @ 11:29:21.928
Track Length 2.6920mi.
Total Laps 155
Total Distance Covered 417.2644mi.

Session Fastest Lap History

NO	CL	NAME	LAP TIME	TIME OF DAY	LAP	VEHICLE
1	NC	Declan LEE	2:11.539	11:14:03.596	2	Mazda MX-5
1	NC	Declan LEE	2:10.837	11:16:14.432	3	Mazda MX-5
1	NC	Declan LEE	2:10.012	11:18:24.444	4	Mazda MX-5

Session Leader History

NO	CL	NAME	FROM LAP	LAPS LED	DISTANCE	VEHICLE
1	NC	Declan LEE	1	9	24.22 miles	Mazda MX-5

Flag History

TYPE	TIME OF DAY
GREEN	11:09:34.788
FINISH	11:29:21.928

Flag Statistics

TYPE	COUNT	TOTAL LAPS	TOTAL TIME
Green	1	9	21:24.083
Red	0	0	0.000
Safety Car	0	0	0.000
FCY	0	0	0.000

MSVR Car Club Championships - Oulton Park Int - 28th Sept 2024

Miata Trophy

RACE 1 - STATISTICS

CLASS : NC

16 Starters

Fastest Lap History

NO	NAME	LAP TIME	TIME OF DAY	LAP	VEHICLE
1	Declan LEE	2:11.539	11:14:03.596	2	Mazda MX-5
1	Declan LEE	2:10.837	11:16:14.432	3	Mazda MX-5
1	Declan LEE	2:10.012	11:18:24.444	4	Mazda MX-5

Leader History

NO	NAME	FROM LAP	LAPS LED	DISTANCE	VEHICLE
1	Declan LEE	1	9	24.22 miles	Mazda MX-5

MSVR Car Club Championships - Oulton Park Int - 28th Sept 2024

Miata Trophy

RACE 1 - STATISTICS

CLASS : ND

1 Starters

Fastest Lap History

NO	NAME	LAP TIME	TIME OF DAY	LAP	VEHICLE
62	Kevin SILVAIN	2:18.393	11:14:22.288	2	Mazda MX-5
62	Kevin SILVAIN	2:16.403	11:16:38.691	3	Mazda MX-5

Leader History

NO	NAME	FROM LAP	LAPS LED	DISTANCE	VEHICLE
62	Kevin SILVAIN	1	9	24.22 miles	Mazda MX-5

MSVR Car Club Championships - Oulton Park Int - 28th Sept 2024

Miata Trophy

RACE 1 - STATISTICS

CLASS : Guest

1 Starters

Fastest Lap History

NO	NAME	LAP TIME	TIME OF DAY	LAP	VEHICLE
12	Ben TAYLOR	2:22.343	11:14:31.672	2	Mazda MX-5


Leader History

NO	NAME	FROM LAP	LAPS LED	DISTANCE	VEHICLE
12	Ben TAYLOR	1	8	21.53 miles	Mazda MX-5

MSVR Car Club Championships - Oulton Park Int - 28th Sept 2024

Miata Trophy

RACE 8 - GRID (20 minutes)

ROW 10	19	20:50.305	62 Kevin SILVAIN	20	19:49.187	12 Ben TAYLOR
ROW 9						
ROW 8	15	20:55.135	20 Jude WORLEY	16	13:48.062	2 John ROBINSON
ROW 7	13	20:05.180	21 Reuben LOWE	14	20:43.582	42 Khali ATKINS
ROW 6	11	21:14.657	40 Raymond WORLEY	12	21:15.386	23 Ian ABEL
ROW 5	9	20:55.404	4 Nicholas STOTT	10	21:06.677	28 Jack HODGES
ROW 4	7	20:48.114	110 Robin YAU	8	20:50.663	55 Simon FLEET
ROW 3	5	20:18.918	26 Drew FLETCHER	6	20:43.034	66 Jack HARGRAVES
ROW 2	3	20:07.894	7 Alex MILLER	4	20:18.188	19 David CHAPMAN
ROW 1	1	19:47.690	1 Declan LEE	2	20:04.147	5 John LANGRIDGE
Pole						
						

These results are provisional until the conclusion of any judicial and technical matters.

Oulton Park International: 2.6920 miles

Clerk Of Course:

Jan Denyer

Stewards:

Timekeeper:

Eric Cowell



MSVR Car Club Championships - Oulton Park Int - 28th Sept 2024

Miata Trophy

RACE 8 - CLASSIFICATION

Race Distance: 10 Laps / 26.92 miles

POS	NO	CL	PIC	NAME	ENTRY	LAPS	TIME	GAP	DIFF	MPH	BEST	ON	GRD	↑↓
1	1	NC	1	Declan LEE	Mazda MX-5	10	20:18.581			79.52	2:00.286	6	1	0
2	5	NC	2	John LANGRIDGE	Mazda MX-5	10	20:18.943	0.362	0.362	79.50	1:59.959	8	2	0
3	7	NC	3	Alex MILLER	Mazda MX-5	10	20:24.263	5.682	5.320	79.16	2:00.761	4	3	0
4	62	ND	1	Kevin SILVAIN	Mazda MX-5	10	20:37.925	19.344	13.662	78.28	2:01.786	6	17	13
5	4	NC	4	Nicholas STOTT	Mazda MX-5	10	20:39.020	20.439	1.095	78.21	2:02.159	4	9	4
6	19	NC	5	David CHAPMAN	Mazda MX-5	10	20:39.791	21.210	0.771	78.16	2:02.195	10	4	-2
7	26	NC	6	Drew FLETCHER	Mazda MX-5	10	20:41.340	22.759	1.549	78.07	2:02.403	9	5	-2
8	42	NC	7	Khali ATKINS	Mazda MX-5	10	20:41.660	23.079	0.320	78.05	2:01.462	6	14	6
9	28	NC	8	Jack HODGES	Mazda MX-5	10	20:54.625	36.044	12.965	77.24	2:02.760	7	10	1
10	110	NC	9	Robin YAU	Mazda MX-5	10	20:55.320	36.739	0.695	77.20	2:04.058	5	7	-3
11	66	NC	10	Jack HARGRAVES	Mazda MX-5	10	20:56.008	37.427	0.688	77.15	2:03.401	7	6	-5
12	55	NC	11	Simon FLEET	Mazda MX-5	10	20:58.931	40.350	2.923	76.98	2:03.755	4	8	-4
13	40	NC	12	Raymond WORLEY	Mazda MX-5	10	21:09.737	51.156	10.806	76.32	2:04.818	4	11	-2
14	23	NC	13	Ian ABEL	Mazda MX-5	10	21:35.668	1:17.087	25.931	74.79	2:05.228	3	12	-2
15	21	NC	14	Reuben LOWE	Mazda MX-5	10	21:38.609	1:20.028	2.941	74.62	2:06.706	8	13	-2
16	12	Guest	1	Ben TAYLOR	Mazda MX-5	10	21:39.820	1:21.239	1.211	74.55	2:06.658	2	18	2
17	20	NC	15	Jude WORLEY	Mazda MX-5	9	21:42.349	1 Lap	1 Lap	66.97	2:20.280	8	15	-2

NOT STARTED

NS	2	NC		John ROBINSON	Mazda MX-5									16
----	---	----	--	---------------	------------	--	--	--	--	--	--	--	--	----

FASTEST LAP

5	NC			John LANGRIDGE	Mazda MX-5	8	1:59.959			80.78 mph				130.01 kph
62	ND			Kevin SILVAIN	Mazda MX-5	6	2:01.786			79.57 mph				128.06 kph
12	Guest			Ben TAYLOR	Mazda MX-5	2	2:06.658			76.51 mph				123.13 kph

Weather / Track : Cloudy / Drying

These results are provisional until the conclusion of any judicial and technical matters.

Date: 28/09/2024 Start: 15:02 Finish: 15:22

Oulton Park International: 2.6920 miles

Clerk Of Course: Ian Denyer

Stewards:

Timekeeper: Eric Cowcill



MSVR Car Club Championships - Oulton Park Int - 28th Sept 2024

Miata Trophy

RACE 8 - LAP CHART

LAP 1 @ 15:04:17.576

NO	BEHIND	LAP TIME
1		2:07.124
7	0.929	2:08.053
5	1.322	2:08.446
4	3.588	2:10.712
19	4.658	2:11.782
66	4.722	2:11.846
62	5.730	2:12.854
26	6.005	2:13.129
42	7.311	2:14.435
110	7.471	2:14.595
28	9.382	2:16.506
40	9.672	2:16.796
55	10.559	2:17.683
23	11.147	2:18.271
12	11.771	2:18.895
21	13.845	2:20.969
20	25.298	2:32.422

LAP 2 @ 15:06:19.585

NO	BEHIND	LAP TIME
1		2:02.009
5	1.929	2:02.616
7	2.248	2:03.328
4	4.386	2:02.807
19	6.143	2:03.494
66	7.327	2:04.614
62	7.455	2:03.734
26	7.749	2:03.753
42	8.149	2:02.847
110	9.773	2:04.311
28	10.891	2:03.518
40	12.732	2:05.069
55	13.162	2:04.612
23	14.932	2:05.794
12	16.420	2:06.658
21	20.309	2:08.473
20	49.498	2:26.209

LAP 3 @ 15:08:20.834

NO	BEHIND	LAP TIME
1		2:01.249
5	2.482	2:01.802
7	3.125	2:02.126
4	5.383	2:02.246
19	9.017	2:04.123
62	9.558	2:03.352
26	10.789	2:04.289
42	11.482	2:04.582
66	13.599	2:07.521
110	13.696	2:05.172
28	15.638	2:05.996
55	16.320	2:04.407
40	18.057	2:06.574
23	18.911	2:05.228
12	24.216	2:09.045
21	27.799	2:08.739
20	1:13.705	2:25.456

LAP 4 @ 15:10:22.344

NO	BEHIND	LAP TIME
1		2:01.510

5	1.954	2:00.982
7	2.376	2:00.761
4	6.032	2:02.159
19	10.363	2:02.856
62	10.717	2:02.669
26	11.776	2:02.497
42	12.118	2:02.146
110	16.608	2:04.422
66	17.321	2:05.232
28	17.482	2:03.354
55	18.565	2:03.755
40	21.365	2:04.818
12	33.268	2:10.562
21	34.682	2:08.393
23	35.307	2:17.906
20	1:36.973	2:24.778

LAP 5 @ 15:12:23.427

NO	BEHIND	LAP TIME
1		2:01.083
5	1.140	2:00.269
7	2.538	2:01.245
4	7.691	2:02.742
19	11.788	2:02.508
62	12.006	2:02.372
42	13.567	2:02.532
26	13.737	2:03.044
110	19.583	2:04.058
28	21.368	2:04.969
66	21.804	2:05.566
55	22.439	2:04.957
40	25.741	2:05.459
12	42.758	2:10.573
23	43.185	2:08.961
21	46.123	2:12.524

LAP 6 @ 15:14:23.713

NO	BEHIND	LAP TIME
1		2:00.286
20	1 Lap	2:24.806
5	1.194	2:00.340
7	3.130	2:00.878
4	10.632	2:03.227
62	13.506	2:01.786
19	14.311	2:02.809
42	14.743	2:01.462
26	16.391	2:02.940
110	23.737	2:04.440
28	26.193	2:05.111
66	26.538	2:05.020
55	27.008	2:04.855
40	30.989	2:05.534
12	55.039	2:12.567
23	55.146	2:12.247
21	55.894	2:10.057

LAP 7 @ 15:16:24.134

NO	BEHIND	LAP TIME
1		2:00.421
5	1.521	2:00.748
7	5.100	2:02.391
4	14.689	2:04.478
62	15.291	2:02.206
19	17.510	2:03.620

26	19.470	2:03.500
42	20.833	2:06.511
20	1 Lap	2:24.837
110	27.485	2:04.169
28	28.532	2:02.760
66	29.518	2:03.401
55	30.728	2:04.141
40	36.445	2:05.877
23	1:02.996	2:08.271
12	1:03.661	2:09.043
21	1:04.745	2:09.272

LAP 8 @ 15:18:24.934

NO	BEHIND	LAP TIME
1		2:00.800
5	0.680	1:59.959
7	5.512	2:01.212
62	19.166	2:04.675
4	19.297	2:05.408
19	19.779	2:03.069
26	21.537	2:02.867
42	22.249	2:02.216
110	31.181	2:04.496
28	31.565	2:03.833
66	32.819	2:04.101
55	35.632	2:05.704
40	42.313	2:06.668
20	1 Lap	2:22.252
23	1:07.605	2:05.409
12	1:10.432	2:07.571
21	1:10.651	2:06.706

LAP 9 @ 15:20:26.682

NO	BEHIND	LAP TIME
1		2:01.748
5	0.293	2:01.361
7	5.712	2:01.948
62	19.502	2:02.084
4	20.579	2:03.030
19	21.366	2:03.335
26	22.192	2:02.403
42	22.379	2:01.878
28	33.995	2:04.178
110	34.238	2:04.805
66	35.407	2:04.336
55	38.591	2:04.707
40	47.194	2:06.629
20	1 Lap	2:20.280
23	1:11.881	2:06.024
21	1:15.670	2:06.767
12	1:16.248	2:07.564

LAP 10 @ 15:22:29.033

NO	BEHIND	LAP TIME
1		2:02.351
5	0.362	2:02.420
7	5.682	2:02.321
62	19.344	2:02.193
4	20.439	2:02.211
19	21.210	2:02.195
26	22.759	2:02.918
42	23.079	2:03.051
28	36.044	2:04.400
110	36.739	2:04.852

Weather / Track : Cloudy / Drying

Results can be found at www.tsl-timing.com

Oulton Park International: 2.6920 miles
Date: 28/09/2024 Start: 15:02 Finish: 15:22

Printed - 15:24 Saturday, 28 September 2024

MSVR Car Club Championships - Oulton Park Int - 28th Sept 2024

Miata Trophy

RACE 8 - POSITION CHART

No	Name	Lap Pos	Lap											
			1	2	3	4	5	6	7	8	9	10		
1	LEE	1	1	1	1	1	1	1	1	1	1	1	1	1
5	LANGRIDGE	2	7	5	5	5	5	5	5	5	5	5	5	5
7	MILLER	3	5	7	7	7	7	7	7	7	7	7	7	7
19	CHAPMAN	4	4	4	4	4	4	4	4	62	62	62	62	62
26	FLETCHER	5	19	19	19	19	19	62	62	4	4	4	4	4
66	HARGRAVES	6	66	66	62	62	62	19	19	19	19	19	19	19
110	YAU	7	62	62	26	26	42	42	26	26	26	26	26	26
55	FLEET	8	26	26	42	42	26	26	42	42	42	42	42	42
4	STOTT	9	42	42	66	110	110	110	110	110	28	28	28	28
28	HODGES	10	110	110	110	66	28	28	28	28	110	110	110	110
40	WORLEY	11	28	28	28	28	66	66	66	66	66	66	66	66
23	ABEL	12	40	40	55	55	55	55	55	55	55	55	55	55
21	LOWE	13	55	55	40	40	40	40	40	40	40	40	40	40
42	ATKINS	14	23	23	23	12	12	12	23	23	23	23	23	23
20	WORLEY	15	12	12	12	21	23	23	12	12	21	21	21	21
2	ROBINSON	16	21	21	21	23	21	21	21	21	12	12	12	12
62	SILVAIN	17	20	20	20	20	20	20	20	20	20	20	20	20
12	TAYLOR	18												

MSVR Car Club Championships - Oulton Park Int - 28th Sept 2024

Miata Trophy

RACE 8 - LAP ANALYSIS

DIFF = Difference To Personal Best Lap

P1 1 Declan LEE				
LAP	LAP TIME	DIFF	MPH	TIME OF DAY
1 -	2:07.124	6.838	76.23	15:04:17.576
2 -	2:02.009	1.723	79.43	15:06:19.585
3 -	2:01.249	0.963	79.92	15:08:20.834
4 -	2:01.510	1.224	79.75	15:10:22.344
5 -	2:01.083	0.797	80.03	15:12:23.427
6 -	2:00.286 (1)		80.56	15:14:23.713
7 -	2:00.421 (2)	0.135	80.47	15:16:24.134
8 -	2:00.800 (3)	0.514	80.22	15:18:24.934
9 -	2:01.748	1.462	79.60	15:20:26.682
10 -	2:02.351	2.065	79.20	15:22:29.033

P2 5 John LANGRIDGE				
LAP	LAP TIME	DIFF	MPH	TIME OF DAY
1 -	2:08.446	8.487	75.44	15:04:18.898
2 -	2:02.616	2.657	79.03	15:06:21.514
3 -	2:01.802	1.843	79.56	15:08:23.316
4 -	2:00.982	1.023	80.10	15:10:24.298
5 -	2:00.269 (2)	0.310	80.58	15:12:24.567
6 -	2:00.340 (3)	0.381	80.53	15:14:24.907
7 -	2:00.748	0.789	80.26	15:16:25.655
8 -	1:59.959 (1)		80.78	15:18:25.614
9 -	2:01.361	1.402	79.85	15:20:26.975
10 -	2:02.420	2.461	79.16	15:22:29.395

P3 7 Alex MILLER				
LAP	LAP TIME	DIFF	MPH	TIME OF DAY
1 -	2:08.053	7.292	75.68	15:04:18.505
2 -	2:03.328	2.567	78.58	15:06:21.833
3 -	2:02.126	1.365	79.35	15:08:23.959
4 -	2:00.761 (1)		80.25	15:10:24.720
5 -	2:01.245	0.484	79.93	15:12:25.965
6 -	2:00.878 (2)	0.117	80.17	15:14:26.843
7 -	2:02.391	1.630	79.18	15:16:29.234
8 -	2:01.212 (3)	0.451	79.95	15:18:30.446
9 -	2:01.948	1.187	79.47	15:20:32.394
10 -	2:02.321	1.560	79.22	15:22:34.715

P4 62 Kevin SILVAIN				
LAP	LAP TIME	DIFF	MPH	TIME OF DAY
1 -	2:12.854	11.068	72.94	15:04:23.306
2 -	2:03.734	1.948	78.32	15:06:27.040
3 -	2:03.352	1.566	78.56	15:08:30.392
4 -	2:02.669	0.883	79.00	15:10:33.061
5 -	2:02.372	0.586	79.19	15:12:35.433
6 -	2:01.786 (1)		79.57	15:14:37.219
7 -	2:02.206	0.420	79.30	15:16:39.425
8 -	2:04.675	2.889	77.73	15:18:44.100
9 -	2:02.084 (2)	0.298	79.38	15:20:46.184
10 -	2:02.193 (3)	0.407	79.31	15:22:48.377

P5 4 Nicholas STOTT				
LAP	LAP TIME	DIFF	MPH	TIME OF DAY
1 -	2:10.712	8.553	74.14	15:04:21.164
2 -	2:02.807	0.648	78.91	15:06:23.971
3 -	2:02.246 (3)	0.087	79.27	15:08:26.217
4 -	2:02.159 (1)		79.33	15:10:28.376
5 -	2:02.742	0.583	78.95	15:12:31.118
6 -	2:03.227	1.068	78.64	15:14:34.345
7 -	2:04.478	2.319	77.85	15:16:38.823

DIFF = Difference To Personal Best Lap

8 -	2:05.408	3.249	77.27	15:18:44.231
9 -	2:03.030	0.871	78.77	15:20:47.261
10 -	2:02.211 (2)	0.052	79.29	15:22:49.472

P6 19 David CHAPMAN				
LAP	LAP TIME	DIFF	MPH	TIME OF DAY
1 -	2:11.782	9.587	73.53	15:04:22.234
2 -	2:03.494	1.299	78.47	15:06:25.728
3 -	2:04.123	1.928	78.07	15:08:29.851
4 -	2:02.856	0.661	78.88	15:10:32.707
5 -	2:02.508 (2)	0.313	79.10	15:12:35.215
6 -	2:02.809 (3)	0.614	78.91	15:14:38.024
7 -	2:03.620	1.425	78.39	15:16:41.644
8 -	2:03.069	0.874	78.74	15:18:44.713
9 -	2:03.335	1.140	78.57	15:20:48.048
10 -	2:02.195 (1)		79.31	15:22:50.243

P7 26 Drew FLETCHER				
LAP	LAP TIME	DIFF	MPH	TIME OF DAY
1 -	2:13.129	10.726	72.79	15:04:23.581
2 -	2:03.753	1.350	78.31	15:06:27.334
3 -	2:04.289	1.886	77.97	15:08:31.623
4 -	2:02.497 (2)	0.094	79.11	15:10:34.120
5 -	2:03.044	0.641	78.76	15:12:37.164
6 -	2:02.940	0.537	78.82	15:14:40.104
7 -	2:03.500	1.097	78.47	15:16:43.604
8 -	2:02.867 (3)	0.464	78.87	15:18:46.471
9 -	2:02.403 (1)		79.17	15:20:48.874
10 -	2:02.918	0.515	78.84	15:22:51.792

P8 42 Khali ATKINS				
LAP	LAP TIME	DIFF	MPH	TIME OF DAY
1 -	2:14.435	12.973	72.08	15:04:24.887
2 -	2:02.847	1.385	78.88	15:06:27.734
3 -	2:04.582	3.120	77.79	15:08:32.316
4 -	2:02.146 (3)	0.684	79.34	15:10:34.462
5 -	2:02.532	1.070	79.09	15:12:36.994
6 -	2:01.462 (1)		79.78	15:14:38.456
7 -	2:06.511	5.049	76.60	15:16:44.967
8 -	2:02.216	0.754	79.29	15:18:47.183
9 -	2:01.878 (2)	0.416	79.51	15:20:49.061
10 -	2:03.051	1.589	78.75	15:22:52.112

P9 28 Jack HODGES				
LAP	LAP TIME	DIFF	MPH	TIME OF DAY
1 -	2:16.506	13.746	70.99	15:04:26.958
2 -	2:03.518 (3)	0.758	78.46	15:06:30.476
3 -	2:05.996	3.236	76.91	15:08:36.472
4 -	2:03.354 (2)	0.594	78.56	15:10:39.826
5 -	2:04.969	2.209	77.54	15:12:44.795
6 -	2:05.111	2.351	77.46	15:14:49.906
7 -	2:02.760 (1)		78.94	15:16:52.666
8 -	2:03.833	1.073	78.26	15:18:56.499
9 -	2:04.178	1.418	78.04	15:21:00.677
10 -	2:04.400	1.640	77.90	15:23:05.077

P10 110 Robin YAU				
LAP	LAP TIME	DIFF	MPH	TIME OF DAY
1 -	2:14.595	10.537	72.00	15:04:25.047
2 -	2:04.311 (3)	0.253	77.96	15:06:29.358
3 -	2:05.172	1.114	77.42	15:08:34.530

MSVR Car Club Championships - Oulton Park Int - 28th Sept 2024

Miata Trophy

RACE 8 - LAP ANALYSIS

DIFF = Difference To Personal Best Lap

4 -	2:04.422	0.364	77.89	15:10:38.952
5 -	2:04.058 (1)		78.11	15:12:43.010
6 -	2:04.440	0.382	77.87	15:14:47.450
7 -	2:04.169 (2)	0.111	78.04	15:16:51.619
8 -	2:04.496	0.438	77.84	15:18:56.115
9 -	2:04.805	0.747	77.65	15:21:00.920
10 -	2:04.852	0.794	77.62	15:23:05.772

P11 66 Jack HARGRAVES

LAP	LAP TIME	DIFF	MPH	TIME OF DAY
1 -	2:11.846	8.445	73.50	15:04:22.298
2 -	2:04.614	1.213	77.77	15:06:26.912
3 -	2:07.521	4.120	75.99	15:08:34.433
4 -	2:05.232	1.831	77.38	15:10:39.665
5 -	2:05.566	2.165	77.18	15:12:45.231
6 -	2:05.020	1.619	77.51	15:14:50.251
7 -	2:03.401 (1)		78.53	15:16:53.652
8 -	2:04.101 (2)	0.700	78.09	15:18:57.753
9 -	2:04.336 (3)	0.935	77.94	15:21:02.089
10 -	2:04.371	0.970	77.92	15:23:06.460

P12 55 Simon FLEET

LAP	LAP TIME	DIFF	MPH	TIME OF DAY
1 -	2:17.683	13.928	70.38	15:04:28.135
2 -	2:04.612	0.857	77.77	15:06:32.747
3 -	2:04.407	0.652	77.89	15:08:37.154
4 -	2:03.755 (1)		78.31	15:10:40.909
5 -	2:04.957	1.202	77.55	15:12:45.866
6 -	2:04.855	1.100	77.62	15:14:50.721
7 -	2:04.141 (3)	0.386	78.06	15:16:54.862
8 -	2:05.704	1.949	77.09	15:19:00.566
9 -	2:04.707	0.952	77.71	15:21:05.273
10 -	2:04.110 (2)	0.355	78.08	15:23:09.383

P13 40 Raymond WORLEY

LAP	LAP TIME	DIFF	MPH	TIME OF DAY
1 -	2:16.796	11.978	70.84	15:04:27.248
2 -	2:05.069 (2)	0.251	77.48	15:06:32.317
3 -	2:06.574	1.756	76.56	15:08:38.891
4 -	2:04.818 (1)		77.64	15:10:43.709
5 -	2:05.459 (3)	0.641	77.24	15:12:49.168
6 -	2:05.534	0.716	77.20	15:14:54.702
7 -	2:05.877	1.059	76.99	15:17:00.579
8 -	2:06.668	1.850	76.50	15:19:07.247
9 -	2:06.629	1.811	76.53	15:21:13.876
10 -	2:06.313	1.495	76.72	15:23:20.189

P14 23 Ian ABEL

LAP	LAP TIME	DIFF	MPH	TIME OF DAY
1 -	2:18.271	13.043	70.08	15:04:28.723
2 -	2:05.794 (3)	0.566	77.04	15:06:34.517
3 -	2:05.228 (1)		77.38	15:08:39.745
4 -	2:17.906	12.678	70.27	15:10:57.651
5 -	2:08.961	3.733	75.14	15:13:06.612
6 -	2:12.247	7.019	73.28	15:15:18.859
7 -	2:08.271	3.043	75.55	15:17:27.130
8 -	2:05.409 (2)	0.181	77.27	15:19:32.539
9 -	2:06.024	0.796	76.90	15:21:38.563
10 -	2:07.557	2.329	75.97	15:23:46.120

DIFF = Difference To Personal Best Lap

P15 21 Reuben LOWE				
LAP	LAP TIME	DIFF	MPH	TIME OF DAY
1 -	2:20.969	14.263	68.74	15:04:31.421
2 -	2:08.473	1.767	75.43	15:06:39.894
3 -	2:08.739	2.033	75.27	15:08:48.633
4 -	2:08.393	1.687	75.48	15:10:57.026
5 -	2:12.524	5.818	73.12	15:13:09.550
6 -	2:10.057	3.351	74.51	15:15:19.607
7 -	2:09.272	2.566	74.96	15:17:28.879
8 -	2:06.706 (1)		76.48	15:19:35.585
9 -	2:06.767 (3)	0.061	76.44	15:21:42.352
10 -	2:06.709 (2)	0.003	76.48	15:23:49.061

P16 12 Ben TAYLOR

LAP	LAP TIME	DIFF	MPH	TIME OF DAY
1 -	2:18.895	12.237	69.77	15:04:29.347
2 -	2:06.658 (1)		76.51	15:06:36.005
3 -	2:09.045	2.387	75.10	15:08:45.050
4 -	2:10.562	3.904	74.22	15:10:55.612
5 -	2:10.573	3.915	74.22	15:13:06.185
6 -	2:12.567	5.909	73.10	15:15:18.752
7 -	2:09.043	2.385	75.10	15:17:27.795
8 -	2:07.571	0.913	75.96	15:19:35.366
9 -	2:07.564 (3)	0.906	75.97	15:21:42.930
10 -	2:07.342 (2)	0.684	76.10	15:23:50.272

P17 20 Jude WORLEY

LAP	LAP TIME	DIFF	MPH	TIME OF DAY
1 -	2:32.422	12.142	63.58	15:04:42.874
2 -	2:26.209	5.929	66.28	15:07:09.083
3 -	2:25.456	5.176	66.62	15:09:34.539
4 -	2:24.778	4.498	66.93	15:11:59.317
5 -	2:24.806	4.526	66.92	15:14:24.123
6 -	2:24.837	4.557	66.91	15:16:48.960
7 -	2:22.252 (3)	1.972	68.12	15:19:11.212
8 -	2:20.280 (1)		69.08	15:21:31.492
9 -	2:21.309 (2)	1.029	68.58	15:23:52.801

MSVR Car Club Championships - Oulton Park Int - 28th Sept 2024

Miata Trophy

RACE 8 - STATISTICS

Competitors Started 17
Planned Start 2024-09-28 @ 15:00:00.000
Actual Start 2024-09-28 @ 15:02:10.451
Finish Time 2024-09-28 @ 15:22:27.272
Track Length 2.6920mi.
Total Laps 169
Total Distance Covered 454.9528mi.

Session Fastest Lap History

NO	CL	NAME	LAP TIME	TIME OF DAY	LAP	VEHICLE
1	NC	Declan LEE	2:02.009	15:06:19.580	2	Mazda MX-5
1	NC	Declan LEE	2:01.249	15:08:20.829	3	Mazda MX-5
5	NC	John LANGRIDGE	2:00.982	15:10:24.295	4	Mazda MX-5
7	NC	Alex MILLER	2:00.761	15:10:24.714	4	Mazda MX-5
5	NC	John LANGRIDGE	2:00.269	15:12:24.563	5	Mazda MX-5
5	NC	John LANGRIDGE	1:59.959	15:18:25.610	8	Mazda MX-5

Session Leader History

NO	CL	NAME	FROM LAP	LAPS LED	DISTANCE	VEHICLE
1	NC	Declan LEE	1	10	26.92 miles	Mazda MX-5

Flag History

TYPE	TIME OF DAY
GREEN	15:02:10.451
FINISH	15:22:27.272

Flag Statistics

TYPE	COUNT	TOTAL LAPS	TOTAL TIME
Green	1	10	21:55.529
Red	0	0	0.000
Safety Car	0	0	0.000
FCY	0	0	0.000

MSVR Car Club Championships - Oulton Park Int - 28th Sept 2024

Miata Trophy

RACE 8 - STATISTICS

CLASS : NC

15 Starters

Fastest Lap History

NO	NAME	LAP TIME	TIME OF DAY	LAP	VEHICLE
1	Declan LEE	2:02.009	15:06:19.580	2	Mazda MX-5
1	Declan LEE	2:01.249	15:08:20.829	3	Mazda MX-5
5	John LANGRIDGE	2:00.982	15:10:24.295	4	Mazda MX-5
7	Alex MILLER	2:00.761	15:10:24.714	4	Mazda MX-5
5	John LANGRIDGE	2:00.269	15:12:24.563	5	Mazda MX-5
5	John LANGRIDGE	1:59.959	15:18:25.610	8	Mazda MX-5

Leader History

NO	NAME	FROM LAP	LAPS LED	DISTANCE	VEHICLE
1	Declan LEE	1	10	26.92 miles	Mazda MX-5

MSVR Car Club Championships - Oulton Park Int - 28th Sept 2024

Miata Trophy

RACE 8 - STATISTICS

CLASS : ND

1 Starters

Fastest Lap History

NO	NAME	LAP TIME	TIME OF DAY	LAP	VEHICLE
62	Kevin SILVAIN	2:03.734	15:06:27.030	2	Mazda MX-5
62	Kevin SILVAIN	2:03.352	15:08:30.382	3	Mazda MX-5
62	Kevin SILVAIN	2:02.669	15:10:33.051	4	Mazda MX-5
62	Kevin SILVAIN	2:02.372	15:12:35.423	5	Mazda MX-5
62	Kevin SILVAIN	2:01.786	15:14:37.209	6	Mazda MX-5

Leader History

NO	NAME	FROM LAP	LAPS LED	DISTANCE	VEHICLE
62	Kevin SILVAIN	1	10	26.92 miles	Mazda MX-5

MSVR Car Club Championships - Oulton Park Int - 28th Sept 2024

Miata Trophy

RACE 8 - STATISTICS

CLASS : Guest

1 Starters

Fastest Lap History

NO	NAME	LAP TIME	TIME OF DAY	LAP	VEHICLE
12	Ben TAYLOR	2:06.658	15:06:36.007	2	Mazda MX-5

Leader History

NO	NAME	FROM LAP	LAPS LED	DISTANCE	VEHICLE
12	Ben TAYLOR	1	10	26.92 miles	Mazda MX-5