



MSVT TRACKDAY CHAMPIONSHIP

MSVR Club Car Championships
Cadwell Park
7th September 2024



Timing & Results Provided by Timing Solutions Ltd

www.tsl-timing.com



CadwellPark

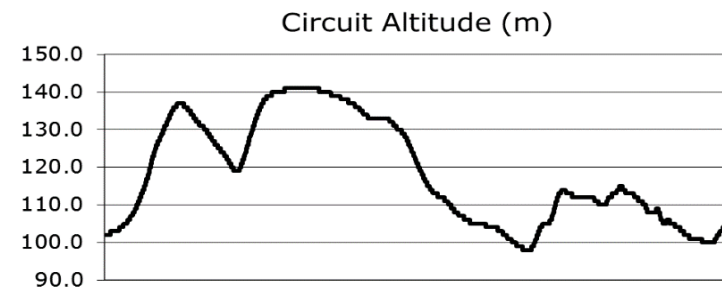
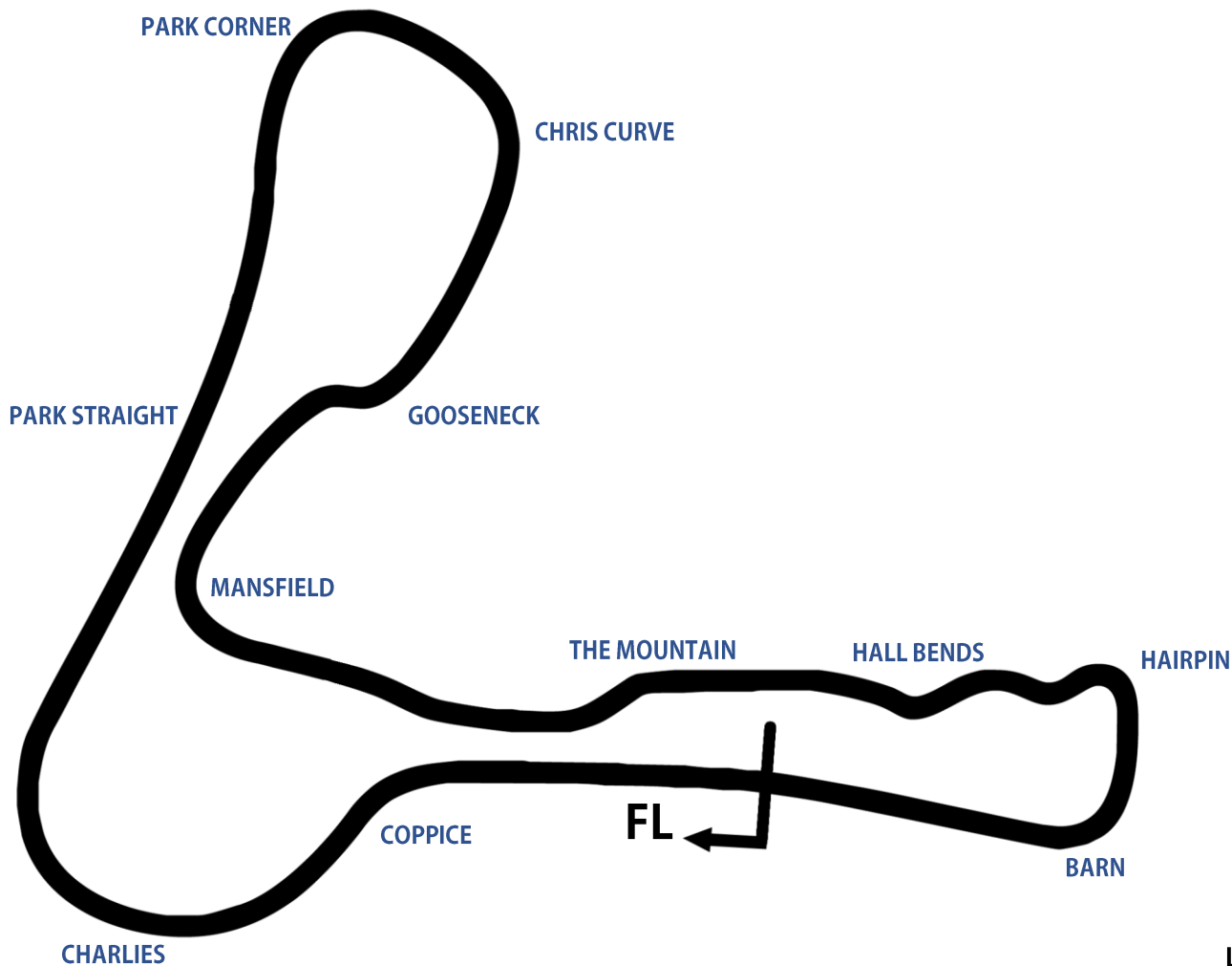
Cadwell Park Circuit

Louth, Lincolnshire, UK



SPORTS TIMING

TIMING SOLUTIONS LTD



Length	2.1869 miles 3.519 km 3519.6m		
FL		53.31024 N	0.05940 W
Pit Entry	3427m	53.31103 N	0.05889 W
Pit Exit	0m after FL	53.31030 N	0.05940 W
Pit Entry - Pit Exit	92m, 6.6s @ 50kph, 5.5s @ 60kph		

MSVR Trackday Championship

QUALIFYING - RACE 3 - CLASSIFICATION

POS	NO	CL	PIC	NAME	ENTRY	TIME	ON	LAPS	GAP	DIFF	MPH
1	70	B	1	ROBERTS / DROUGHT	Honda Civic Type R	1:48.033	5	11			72.87
2	98	B	2	Charlie PALK	Renault Clio	1:48.206	6	12	0.173	0.173	72.76
3	25	D	1	BURNHAM / ELLESLEY	Ford Fiesta	1:51.628	4	10	3.595	3.422	70.53
4	46	B	3	WRIGHT G / WRIGHT J	VW Golf	1:51.640	4	10	3.607	0.012	70.52
5	153	D	2	Stephen DOCKER	Mazda MX5	1:52.373	6	11	4.340	0.733	70.06
6	38	D	3	WRIGHT H / GLOVER	Ford Fiesta	1:52.527	6	10	4.494	0.154	69.96
7	45	B	4	Matt SWAFFER	BMW 130i	1:52.637	5	10	4.604	0.110	69.89
8	12	C	1	DUNSTER / THOMPSON	Renault Clio	1:53.657	5	10	5.624	1.020	69.27
9	21	C	2	Wayne COCKERILL	Toyota Celica	1:53.672	4	10	5.639	0.015	69.26
10	90	C	3	Nathan MCPHAIL	Honda Civic Type R	1:54.416	5	11	6.383	0.744	68.81
11	42	B	5	PREECE / REED	Ginetta G40	1:56.290	4	10	8.257	1.874	67.70
12	37	G	1	EVANS / HART	Honda Civic Type R	1:57.022	5	10	8.989	0.732	67.27
13	249	C	4	Jason ROGERS	Renault Clio	1:57.308	5	10	9.275	0.286	67.11
14	16	D	4	Alister ESAM	Mazda MX5 Racecar	1:58.196	5	7	10.163	0.888	66.61
15	71	D	5	John LYNE	Renault Clio	1:58.591	6	10	10.558	0.395	66.38
16	124	D	6	HORNIGOLD R / HORNIGOLD A	MG ZR	2:00.064	4	10	12.031	1.473	65.57
17	77	D	7	James HOWELLS	Ford Fiesta	2:01.753	5	9	13.720	1.689	64.66
18	6	D	8	Colin WELLS	Mazda MX5 Mk3	2:01.779	4	8	13.746	0.026	64.65
19	67	D	9	MCDONALD / ABBITT	Mazda MX5	2:09.403	3	10	21.370	7.624	60.84
20	30	D	10	David EVANS	Ford Fiesta	2:12.111	6	10	24.078	2.708	59.59

Weather / Track : Overcast / Damp

These results are provisional until the conclusion of any judicial and technical matters.

Date: 07/09/2024 Start: 13:30 Finish: 14:43

Cadwell Park : 2.1869 miles

Clerk Of Course: Ian Denyer

Stewards:

Timekeeper: Peter Knight



MSVR Trackday Championship

QUALIFYING - RACE 3 - LAP ANALYSIS

DIFF = Difference To Personal Best Lap

P1 70 ROBERTS / DROUGHT				
LAP	LAP TIME	DIFF	MPH	TIME OF DAY
1 -	2:16.905	28.872	57.50	13:33:22.375
2 -	2:13.974	25.941	58.76	13:35:36.349
3 -	2:09.046	21.013	61.01	13:37:45.395
4 -	1:48.689 (3)	0.656	72.43	13:39:34.084
5 -	1:48.033 (1)		72.87	13:41:22.117
6 -	1:48.551 (2)	0.518	72.52	13:43:10.668
7 -	3:47.158 P	1:59.125	34.65	13:46:57.826
8 -	49:27.430 P	47:39.397	2.65	14:36:25.256
9 -	2:37.413	49.380	50.01	14:39:02.669
10 -	2:12.915	24.882	59.23	14:41:15.584
11 -	2:12.695	24.662	59.33	14:43:28.279

P2 98 Charlie PALK				
LAP	LAP TIME	DIFF	MPH	TIME OF DAY
1 -	2:16.964	28.758	57.48	13:33:23.270
2 -	2:13.848	25.642	58.82	13:35:37.118
3 -	2:09.250	21.044	60.91	13:37:46.368
4 -	1:49.415 (3)	1.209	71.95	13:39:35.783
5 -	1:49.128 (2)	0.922	72.14	13:41:24.911
6 -	1:48.206 (1)		72.76	13:43:13.117
7 -	1:58.650	10.444	66.35	13:45:11.767
8 -	2:01.646	13.440	64.72	13:47:13.413
9 -	49:15.841 P	47:27.635	2.66	14:36:29.254
10 -	2:34.999	46.793	50.79	14:39:04.253
11 -	2:12.229	24.023	59.54	14:41:16.482
12 -	2:12.959	24.753	59.21	14:43:29.441

P3 25 BURNHAM / ELLESLEY				
LAP	LAP TIME	DIFF	MPH	TIME OF DAY
1 -	2:14.132	22.504	58.69	13:33:34.650
2 -	2:14.998	23.370	58.32	13:35:49.648
3 -	2:11.056	19.428	60.07	13:38:00.704
4 -	1:51.628 (1)		70.53	13:39:52.332
5 -	1:56.608 (2)	4.980	67.51	13:41:48.940
6 -	4:54.912 P	3:03.284	26.69	13:46:43.852
7 -	49:59.515 P	48:07.887	2.62	14:36:43.367
8 -	2:35.462	43.834	50.64	14:39:18.829
9 -	2:10.231	18.603	60.45	14:41:29.060
10 -	2:10.024 (3)	18.396	60.55	14:43:39.084

P4 46 WRIGHT G / WRIGHT J				
LAP	LAP TIME	DIFF	MPH	TIME OF DAY
1 -	2:24.556	32.916	54.46	13:34:01.435
2 -	2:21.167	29.527	55.77	13:36:22.602
3 -	2:21.327	29.687	55.70	13:38:43.929
4 -	1:51.640 (1)		70.52	13:40:35.569
5 -	3:00.169 P	1:08.529	43.69	13:43:35.738
6 -	2:52.936	1:01.296	45.52	13:46:28.674
7 -	50:06.268 P	48:14.628	2.61	14:36:34.942
8 -	2:35.532	43.892	50.62	14:39:10.474
9 -	2:09.699 (2)	18.059	60.70	14:41:20.173
10 -	2:12.508 (3)	20.868	59.41	14:43:32.681

P5 153 Stephen DOCKER				
LAP	LAP TIME	DIFF	MPH	TIME OF DAY
1 -	2:16.929	24.556	57.49	13:33:27.735
2 -	2:14.348	21.975	58.60	13:35:42.083
3 -	2:08.535	16.162	61.25	13:37:50.618
4 -	1:56.534 (3)	4.161	67.56	13:39:47.152

DIFF = Difference To Personal Best Lap

5 -	1:53.738 (2)	1.365	69.22	13:41:40.890
6 -	1:52.373 (1)		70.06	13:43:33.263
7 -	2:54.034	1:01.661	45.23	13:46:27.297
8 -	50:07.042 P	48:14.669	2.61	14:36:34.339
9 -	2:35.140	42.767	50.74	14:39:09.479
10 -	2:09.356	16.983	60.86	14:41:18.835
11 -	2:12.775	20.402	59.29	14:43:31.610

P6 38 WRIGHT H / GLOVER				
LAP	LAP TIME	DIFF	MPH	TIME OF DAY
1 -	2:17.235	24.708	57.37	13:33:26.382
2 -	2:13.656	21.129	58.90	13:35:40.038
3 -	2:08.670	16.143	61.18	13:37:48.708
4 -	1:54.544 (3)	2.017	68.73	13:39:43.252
5 -	1:53.148 (2)	0.621	69.58	13:41:36.400
6 -	1:52.527 (1)		69.96	13:43:28.927
7 -	52:44.582 P	50:52.055	2.48	14:36:13.509
8 -	2:38.801	46.274	49.57	14:38:52.310
9 -	2:15.730	23.203	58.00	14:41:08.040
10 -	2:14.089	21.562	58.71	14:43:22.129

P7 45 Matt SWAFFER				
LAP	LAP TIME	DIFF	MPH	TIME OF DAY
1 -	2:13.906	21.269	58.79	13:33:35.934
2 -	2:15.138	22.501	58.26	13:35:51.072
3 -	2:10.765	18.128	60.20	13:38:01.837
4 -	1:54.910 (3)	2.273	68.51	13:39:56.747
5 -	1:52.637 (1)		69.89	13:41:49.384
6 -	1:52.649 (2)	0.012	69.89	13:43:42.033
7 -	53:04.850 P	51:12.213	2.47	14:36:46.883
8 -	2:35.945	43.308	50.48	14:39:22.828
9 -	2:12.827	20.190	59.27	14:41:35.655
10 -	2:09.355	16.718	60.86	14:43:45.010

P8 12 DUNSTER / THOMPSON				
LAP	LAP TIME	DIFF	MPH	TIME OF DAY
1 -	2:16.507	22.850	57.67	13:33:32.179
2 -	2:13.711	20.054	58.88	13:35:45.890
3 -	2:07.891	14.234	61.56	13:37:53.781
4 -	1:57.181 (3)	3.524	67.18	13:39:50.962
5 -	1:53.657 (1)		69.27	13:41:44.619
6 -	1:53.877 (2)	0.220	69.13	13:43:38.496
7 -	52:37.428 P	50:43.771	2.49	14:36:15.924
8 -	2:38.367	44.710	49.71	14:38:54.291
9 -	2:15.959	22.302	57.90	14:41:10.250
10 -	2:12.566	18.909	59.39	14:43:22.816

P9 21 Wayne COCKERILL				
LAP	LAP TIME	DIFF	MPH	TIME OF DAY
1 -	2:13.081	19.409	59.16	13:33:45.787
2 -	2:19.839	26.167	56.30	13:36:05.626
3 -	2:21.621	27.949	55.59	13:38:27.247
4 -	1:53.672 (1)		69.26	13:40:20.919
5 -	1:55.068 (2)	1.396	68.42	13:42:15.987
6 -	4:29.859 P	2:36.187	29.17	13:46:45.846
7 -	49:59.344 P	48:05.672	2.62	14:36:45.190
8 -	2:34.809	41.137	50.85	14:39:19.999
9 -	2:11.004	17.332	60.09	14:41:31.003
10 -	2:10.249 (3)	16.577	60.44	14:43:41.252

MSVR Trackday Championship

QUALIFYING - RACE 3 - LAP ANALYSIS

DIFF = Difference To Personal Best Lap

P10 90 Nathan MCPHAIL				
LAP	LAP TIME	DIFF	MPH	TIME OF DAY
1 -	2:13.713	19.297	58.88	13:33:40.603
2 -	2:14.539	20.123	58.51	13:35:55.142
3 -	2:11.496	17.080	59.87	13:38:06.638
4 -	1:57.026 (2)	2.610	67.27	13:40:03.664
5 -	1:54.416 (1)		68.81	13:41:58.080
6 -	2:02.257 P	7.841	64.39	13:44:00.337
7 -	2:30.753	36.337	52.22	13:46:31.090
8 -	50:09.024 P	48:14.608	2.61	14:36:40.114
9 -	2:35.486	41.070	50.63	14:39:15.600
10 -	2:10.612	16.196	60.27	14:41:26.212
11 -	2:09.553 (3)	15.137	60.77	14:43:35.765

P11 42 PREECE / REED				
LAP	LAP TIME	DIFF	MPH	TIME OF DAY
1 -	2:13.826	17.536	58.83	13:33:37.296
2 -	2:14.866	18.576	58.37	13:35:52.162
3 -	2:11.624 (3)	15.334	59.81	13:38:03.786
4 -	1:56.290 (1)		67.70	13:40:00.076
5 -	1:57.704 (2)	1.414	66.88	13:41:57.780
6 -	4:58.222 P	3:01.932	26.40	13:46:56.002
7 -	49:27.985 P	47:31.695	2.65	14:36:23.987
8 -	2:37.913	41.623	49.85	14:39:01.900
9 -	2:12.877	16.587	59.25	14:41:14.777
10 -	2:12.438	16.148	59.44	14:43:27.215

P12 37 EVANS / HART				
LAP	LAP TIME	DIFF	MPH	TIME OF DAY
1 -	2:13.268	16.246	59.07	13:33:39.330
2 -	2:15.104	18.082	58.27	13:35:54.434
3 -	2:11.689	14.667	59.78	13:38:06.123
4 -	2:00.279 (2)	3.257	65.45	13:40:06.402
5 -	1:57.022 (1)		67.27	13:42:03.424
6 -	4:38.844 P	2:41.822	28.23	13:46:42.268
7 -	49:59.552 P	48:02.530	2.62	14:36:41.820
8 -	2:35.763	38.741	50.54	14:39:17.583
9 -	2:09.480 (3)	12.458	60.80	14:41:27.063
10 -	2:10.957	13.935	60.12	14:43:38.020

P13 249 Jason ROGERS				
LAP	LAP TIME	DIFF	MPH	TIME OF DAY
1 -	2:17.021	19.713	57.45	13:33:28.780
2 -	2:15.158	17.850	58.25	13:35:43.938
3 -	2:08.278 (3)	10.970	61.37	13:37:52.216
4 -	1:58.534 (2)	1.226	66.42	13:39:50.750
5 -	1:57.308 (1)		67.11	13:41:48.058
6 -	5:00.621 P	3:03.313	26.18	13:46:48.679
7 -	49:32.732 P	47:35.424	2.64	14:36:21.411
8 -	2:35.799	38.491	50.53	14:38:57.210
9 -	2:16.261	18.953	57.78	14:41:13.471
10 -	2:12.670	15.362	59.34	14:43:26.141

P14 71 John LYNE				
LAP	LAP TIME	DIFF	MPH	TIME OF DAY
1 -	2:16.362	17.771	57.73	13:33:30.561
2 -	2:14.200	15.609	58.66	13:35:44.761
3 -	2:08.557 (2)	9.966	61.24	13:37:53.318
4 -	5:23.121 P	3:24.530	24.36	13:43:16.439
5 -	2:06.198	7.607	62.38	13:45:22.637
6 -	1:58.591 (1)		66.38	13:47:21.228

DIFF = Difference To Personal Best Lap

7 -	49:09.616 P	47:11.025	2.66	14:36:30.844
8 -	2:35.435	36.844	50.65	14:39:06.279
9 -	2:11.030 (3)	12.439	60.08	14:41:17.309
10 -	2:12.974	14.383	59.20	14:43:30.283

P15 124 HORNIGOLD R / HORNIGOLD A				
LAP	LAP TIME	DIFF	MPH	TIME OF DAY
1 -	2:13.041	12.977	59.17	13:33:38.112
2 -	2:15.064	15.000	58.29	13:35:53.176
3 -	2:11.498	11.434	59.87	13:38:04.674
4 -	2:00.064 (1)		65.57	13:40:04.738
5 -	3:33.341 P	1:33.277	36.90	13:43:38.079
6 -	2:51.615	51.551	45.87	13:46:29.694
7 -	50:07.318 P	48:07.254	2.61	14:36:37.012
8 -	2:37.041	36.977	50.13	14:39:14.053
9 -	2:09.930 (2)	9.866	60.59	14:41:23.983
10 -	2:10.418 (3)	10.354	60.36	14:43:34.401

P16 77 James HOWELLS				
LAP	LAP TIME	DIFF	MPH	TIME OF DAY
1 -	2:16.304	14.551	57.76	13:33:33.405
2 -	2:14.982	13.229	58.32	13:35:48.387
3 -	2:07.690 (3)	5.937	61.65	13:37:56.077
4 -	2:03.442 (2)	1.689	63.78	13:39:59.519
5 -	2:01.753 (1)		64.66	13:42:01.272
6 -	54:09.972 P	52:08.219	2.42	14:36:11.244
7 -	2:39.830	38.077	49.25	14:38:51.074
8 -	2:15.096	13.343	58.27	14:41:06.170
9 -	2:13.020	11.267	59.18	14:43:19.190

P17 67 MCDONALD / ABBITT				
LAP	LAP TIME	DIFF	MPH	TIME OF DAY
1 -	2:17.713	8.310	57.17	13:33:25.177
2 -	2:13.539	4.136	58.95	13:35:38.716
3 -	2:09.403 (1)		60.84	13:37:48.119
4 -	4:45.823 P	2:36.420	27.54	13:42:33.942
5 -	2:04.038	63.47	63.47	13:44:37.980
6 -	2:11.955 (2)	2.552	59.66	13:46:49.935
7 -	49:30.043 P	47:20.640	2.65	14:36:19.978
8 -	2:35.909	26.506	50.49	14:38:55.887
9 -	2:15.702	6.299	58.01	14:41:11.589
10 -	2:13.147 (3)	3.744	59.13	14:43:24.736

P18 30 David EVANS				
LAP	LAP TIME	DIFF	MPH	TIME OF DAY
1 -	2:23.338	11.227	54.92	13:34:07.085
2 -	2:19.978	7.867	56.24	13:36:27.063
3 -	2:20.791	8.680	55.92	13:38:47.854
4 -	3:26.906 P	1:14.795	38.05	13:42:14.760
5 -	2:22.655	10.544	55.19	13:44:37.415
6 -	2:12.111 (1)		59.59	13:46:49.526
7 -	50:00.290 P	47:48.179	2.62	14:36:49.816
8 -	2:36.772	24.661	50.22	14:39:26.588
9 -	2:15.953 (3)	3.842	57.91	14:41:42.541
10 -	2:14.399 (2)	2.288	58.58	14:43:56.940

P19 16 Alister ESAM				
LAP	LAP TIME	DIFF	MPH	TIME OF DAY
1 -	2:13.506	15.310	58.97	13:33:46.996
2 -	2:27.542	29.346	53.36	13:36:14.538
3 -	2:17.595	19.399	57.22	13:38:32.133

MSVR Trackday Championship

QUALIFYING - RACE 3 - LAP ANALYSIS

DIFF = Difference To Personal Best Lap

4 -	1:58.317	(2)	0.121	66.54	13:40:30.450
5 -	1:58.196	(1)		66.61	13:42:28.646
6 -	2:02.856	(3)	4.660	64.08	13:44:31.502
7 -	51:46.894	P	49:48.698	2.53	14:36:18.396

P20		6 Colin WELLS			
LAP	LAP TIME	DIFF	MPH	TIME OF DAY	
1 -	2:12.273	(3)	10.494	59.52	13:33:42.568
2 -	2:18.590		16.811	56.80	13:36:01.158
3 -	2:13.093		11.314	59.15	13:38:14.251
4 -	2:01.779	(1)		64.65	13:40:16.030
5 -	2:38.363	P	36.584	49.71	13:42:54.393
6 -	2:15.179		13.400	58.24	13:45:09.572
7 -	2:02.898	(2)	1.119	64.06	13:47:12.470
8 -	49:14.420	P	47:12.641	2.66	14:36:26.890

MSVR Trackday Championship

QUALIFYING - RACE 3 - PIT STOP ANALYSIS

P1 70 ROBERTS / DROUGHT				
STOP	IN TIME	STOP TIME	TOTAL TIME	OUT TIME
1 -	13:45:12.790	1:45.036	1:45.036	13:46:57.826

P3 25 BURNHAM / ELLESLEY				
STOP	IN TIME	STOP TIME	TOTAL TIME	OUT TIME
1 -	13:43:48.728	2:55.124	2:55.124	13:46:43.852

P4 46 WRIGHT G / WRIGHT J				
STOP	IN TIME	STOP TIME	TOTAL TIME	OUT TIME
1 -	13:42:32.935	1:02.803	1:02.803	13:43:35.738

P6 38 WRIGHT H / GLOVER				
STOP	IN TIME	STOP TIME	TOTAL TIME	OUT TIME
1 -	13:46:24.975	49:48.534	49:48.534	14:36:13.509

P7 45 Matt SWAFFER				
STOP	IN TIME	STOP TIME	TOTAL TIME	OUT TIME
1 -	13:46:30.417	50:16.466	50:16.466	14:36:46.883

P8 12 DUNSTER / THOMPSON				
STOP	IN TIME	STOP TIME	TOTAL TIME	OUT TIME
1 -	13:46:27.855	49:48.069	49:48.069	14:36:15.924

P9 21 Wayne COCKERILL				
STOP	IN TIME	STOP TIME	TOTAL TIME	OUT TIME
1 -	13:44:09.972	2:35.874	2:35.874	13:46:45.846

P10 90 Nathan MCPHAIL				
STOP	IN TIME	STOP TIME	TOTAL TIME	OUT TIME
1 -	13:43:51.869	8.468	8.468	13:44:00.337

P11 42 PREECE / REED				
STOP	IN TIME	STOP TIME	TOTAL TIME	OUT TIME
1 -	13:43:57.462	2:58.540	2:58.540	13:46:56.002

P12 37 EVANS / HART				
STOP	IN TIME	STOP TIME	TOTAL TIME	OUT TIME
1 -	13:44:05.710	2:36.558	2:36.558	13:46:42.268

P13 249 Jason ROGERS				
STOP	IN TIME	STOP TIME	TOTAL TIME	OUT TIME
1 -	13:43:44.911	3:03.768	3:03.768	13:46:48.679

P14 71 John LYNE				
STOP	IN TIME	STOP TIME	TOTAL TIME	OUT TIME
1 -	13:40:02.056	3:14.383	3:14.383	13:43:16.439

P15 124 HORNIGOLD R / HORNIGOLD A				
STOP	IN TIME	STOP TIME	TOTAL TIME	OUT TIME
1 -	13:42:02.189	1:35.890	1:35.890	13:43:38.079

P16 77 James HOWELLS				
STOP	IN TIME	STOP TIME	TOTAL TIME	OUT TIME
1 -	13:44:02.575	52:08.669	52:08.669	14:36:11.244

P17 67 MCDONALD / ABBITT				
STOP	IN TIME	STOP TIME	TOTAL TIME	OUT TIME
1 -	13:39:49.910	2:44.032	2:44.032	13:42:33.942

P18 30 David EVANS				
STOP	IN TIME	STOP TIME	TOTAL TIME	OUT TIME
1 -	13:41:03.063	1:11.697	1:11.697	13:42:14.760

P19 16 Alister ESAM				
STOP	IN TIME	STOP TIME	TOTAL TIME	OUT TIME
1 -	13:46:42.506	49:35.890	49:35.890	14:36:18.396

P20 6 Colin WELLS				
STOP	IN TIME	STOP TIME	TOTAL TIME	OUT TIME
1 -	13:42:25.602	28.791	28.791	13:42:54.393

MSVR Trackday Championship

QUALIFYING - RACE 3 - STATISTICS

Competitors Started 20
Planned Start 2024-09-07 @ 11:35:00.000
Actual Start 2024-09-07 @ 13:30:17.980
Finish Time 2024-09-07 @ 14:43:13.216
Track Length 2.1869mi.
Total Laps 201
Total Distance Covered 439.5869mi.

Session Fastest Lap History

NO	CL	NAME	LAP TIME	TIME OF DAY	LAP	VEHICLE
70	B	ROBERTS / DROUGHT	2:16.905	13:33:22.381	1	Honda Civic Type R
71	D	John LYNE	2:16.362	13:33:30.582	1	Renault Clio
77	D	James HOWELLS	2:16.304	13:33:33.423	1	Ford Fiesta
25	D	BURNHAM / ELLESLEY	2:14.132	13:33:34.675	1	Ford Fiesta
45	B	Matt SWAFFER	2:13.906	13:33:35.957	1	BMW 130i
42	B	PREECE / REED	2:13.826	13:33:37.340	1	Ginetta G40
124	D	HORNIGOLD R / HORNIGOLD A	2:13.041	13:33:38.141	1	MG ZR
6	D	Colin WELLS	2:12.273	13:33:42.587	1	Mazda MX5 Mk3
70	B	ROBERTS / DROUGHT	2:09.046	13:37:45.401	3	Honda Civic Type R
38	D	WRIGHT H / GLOVER	2:08.670	13:37:48.726	3	Ford Fiesta
153	D	Stephen DOCKER	2:08.535	13:37:50.708	3	Mazda MX5
249	C	Jason ROGERS	2:08.278	13:37:52.235	3	Renault Clio
12	C	DUNSTER / THOMPSON	2:07.891	13:37:53.796	3	Renault Clio
77	D	James HOWELLS	2:07.690	13:37:56.095	3	Ford Fiesta
70	B	ROBERTS / DROUGHT	1:48.689	13:39:34.090	4	Honda Civic Type R
70	B	ROBERTS / DROUGHT	1:48.033	13:41:22.123	5	Honda Civic Type R

Flag History

TYPE	TIME OF DAY
GREEN	13:30:17.980
SAFETY	13:30:21.347
GREEN	13:37:44.117
SAFETY	13:43:09.057
RED	13:48:12.698
GREEN	14:35:58.333
SAFETY	14:36:01.125
FINISH	14:43:13.216

Flag Statistics

TYPE	COUNT	TOTAL LAPS	TOTAL TIME
Green	3	3	5:31.098
Red	1	0	47:45.634
Safety Car	3	8	19:38.502
FCY	0	0	0.000

MSVR Trackday Championship

QUALIFYING - RACE 3 - STATISTICS

CLASS : B

5 Starters

Fastest Lap History

NO	NAME	LAP TIME	TIME OF DAY	LAP	VEHICLE
70	ROBERTS / DROUGHT	2:16.905	13:33:22.381	1	Honda Civic Type R
45	Matt SWAFFER	2:13.906	13:33:35.957	1	BMW 130i
42	PREECE / REED	2:13.826	13:33:37.340	1	Ginetta G40
70	ROBERTS / DROUGHT	2:09.046	13:37:45.401	3	Honda Civic Type R
70	ROBERTS / DROUGHT	1:48.689	13:39:34.090	4	Honda Civic Type R
70	ROBERTS / DROUGHT	1:48.033	13:41:22.123	5	Honda Civic Type R

MSVR Trackday Championship

QUALIFYING - RACE 3 - STATISTICS

CLASS : C

4 Starters

Fastest Lap History

NO	NAME	LAP TIME	TIME OF DAY	LAP	VEHICLE
249	Jason ROGERS	2:17.021	13:33:28.801	1	Renault Clio
12	DUNSTER / THOMPSON	2:16.507	13:33:32.193	1	Renault Clio
90	Nathan MCPHAIL	2:13.713	13:33:40.609	1	Honda Civic Type R
21	Wayne COCKERILL	2:13.081	13:33:45.820	1	Toyota Celica
249	Jason ROGERS	2:08.278	13:37:52.235	3	Renault Clio
12	DUNSTER / THOMPSON	2:07.891	13:37:53.796	3	Renault Clio
249	Jason ROGERS	1:58.534	13:39:50.770	4	Renault Clio
12	DUNSTER / THOMPSON	1:57.181	13:39:50.887	4	Renault Clio
90	Nathan MCPHAIL	1:57.026	13:40:03.672	4	Honda Civic Type R
21	Wayne COCKERILL	1:53.672	13:40:20.944	4	Toyota Celica
12	DUNSTER / THOMPSON	1:53.657	13:41:44.634	5	Renault Clio

MSVR Trackday Championship

QUALIFYING - RACE 3 - STATISTICS

CLASS : D

10 Starters

Fastest Lap History

NO	NAME	LAP TIME	TIME OF DAY	LAP	VEHICLE
67	MCDONALD / ABBITT	2:17.713	13:33:25.196	1	Mazda MX5
38	WRIGHT H / GLOVER	2:17.235	13:33:26.403	1	Ford Fiesta
153	Stephen DOCKER	2:16.929	13:33:27.832	1	Mazda MX5
71	John LYNE	2:16.362	13:33:30.582	1	Renault Clio
77	James HOWELLS	2:16.304	13:33:33.423	1	Ford Fiesta
25	BURNHAM / ELLESLEY	2:14.132	13:33:34.675	1	Ford Fiesta
124	HORNIGOLD R / HORNIGOLD A	2:13.041	13:33:38.141	1	MG ZR
6	Colin WELLS	2:12.273	13:33:42.587	1	Mazda MX5 Mk3
67	MCDONALD / ABBITT	2:09.403	13:37:48.139	3	Mazda MX5
38	WRIGHT H / GLOVER	2:08.670	13:37:48.726	3	Ford Fiesta
153	Stephen DOCKER	2:08.535	13:37:50.708	3	Mazda MX5
77	James HOWELLS	2:07.690	13:37:56.095	3	Ford Fiesta
38	WRIGHT H / GLOVER	1:54.544	13:39:43.270	4	Ford Fiesta
25	BURNHAM / ELLESLEY	1:51.628	13:39:52.358	4	Ford Fiesta

MSVR Trackday Championship

QUALIFYING - RACE 3 - STATISTICS

CLASS : G


1 Starters

Fastest Lap History

NO	NAME	LAP TIME	TIME OF DAY	LAP	VEHICLE
37	EVANS / HART	2:13.268	13:33:39.348	1	Honda Civic Type R
37	EVANS / HART	2:11.689	13:38:06.145	3	Honda Civic Type R
37	EVANS / HART	2:00.279	13:40:06.421	4	Honda Civic Type R
37	EVANS / HART	1:57.022	13:42:03.441	5	Honda Civic Type R

MSVR Trackday Championship

RACE 3 - GRID (45 minutes) - AMENDED

ROW 9	18	2:12.111 30 David EVANS	17	2:09.403 67 MCDONALD / ABBITT
ROW 8	16	2:01.779 6 Colin WELLS	15	2:01.753 77 James HOWELLS
ROW 7	14	2:00.064 124 HORNIGOLD R / HORNIGOLD A	13	1:58.591 71 John LYNE
ROW 6	12	1:58.196 16 Alister ESAM	11	1:57.308 249 Jason ROGERS
ROW 5	10	1:56.290 42 PREECE / REED	9	1:54.416 90 Nathan MCPHAIL
ROW 4	8	1:53.672 21 Wayne COCKERILL	7	1:53.657 12 DUNSTER / THOMPSON
ROW 3	6	1:52.527 38 WRIGHT H / GLOVER	5	1:52.373 153 Stephen DOCKER
ROW 2	4	1:51.640 46 WRIGHT G / WRIGHT J	3	1:51.628 25 BURNHAM / ELLESLEY
ROW 1	2	1:48.206 98 Charlie PALK	1	1:48.033 70 ROBERTS / DROUGHT
Pole				
				

These results are provisional until the conclusion of any judicial and technical matters.

Cadwell Park : 2.1869 miles

Clerk Of Course: Ian Denyer

Stewards:

Timekeeper: Peter Knight



MSVR Trackday Championship

RACE 3 - GRID (45 minutes)

ROW 8	16	2:12.111	30 David EVANS	15	2:09.403	67 MCDONALD / ABBITT
ROW 7		2:01.753	14 77 James HOWELLS		2:00.064	13 124 HORNIGOLD R / HORNIGOLD A
ROW 6	12	1:58.591	71 John LYNE	11	1:57.308	249 Jason ROGERS
ROW 5		1:56.290	10 42 PREECE / REED		1:54.416	9 90 Nathan MCPHAIL
ROW 4	8	1:53.672	21 Wayne COCKERILL	7	1:53.657	12 DUNSTER / THOMPSON
ROW 3		1:52.527	6 38 WRIGHT H / GLOVER		1:52.373	5 153 Stephen DOCKER
ROW 2	4	1:51.640	46 WRIGHT G / WRIGHT J	3	1:51.628	25 BURNHAM / ELLESLEY
ROW 1		1:48.206	2 98 Charlie PALK		1:48.033	1 70 ROBERTS / DROUGHT
Pole						

These results are provisional until the conclusion of any judicial and technical matters.

Cadwell Park : 2.1869 miles

Clerk Of Course: Ian Denyer

Stewards:

Timekeeper: Peter Knight

