



**Hungaroring**  
**GB3**  
**Race - 1**  
**Provisional Results**



Clas	Nº	Driver	Nat	Cat	Clas	Team	Nat	Vehicle	Laps	Total Time	Gap	Interval	Km/h	Best	Time	Km/h
1	23	Gerrard Xie		CHN		Hitech Pulse-Eight		Tatuus MSV-022	11	<b>18:33.309</b>			155.8	9	1:40.264	157.3
2	22	Tymek Kucharczyk		POL		Hitech Pulse-Eight		Tatuus MSV-022	11	<b>18:33.832</b>	0.523	0.523	155.7	7	1:40.179	157.4
3	11	John Bennett		GBR		JHR Developments		Tatuus MSV-022	11	<b>18:36.588</b>	3.279	2.756	155.3	10	1:40.409	157.0
4	2	James Hedley		GBR		Rodin Motorsport		Tatuus MSV-022	11	<b>18:38.200</b>	4.891	1.612	155.1	8	1:40.643	156.7
5	21	Will MacIntyre		GBR		Hitech Pulse-Eight		Tatuus MSV-022	11	<b>18:39.152</b>	5.843	0.952	155.0	10	1:40.603	156.7
6	16	McKenzy Cresswell		GBR		Elite Motorsport		Tatuus MSV-022	11	<b>18:40.090</b>	6.781	0.938	154.8	9	1:40.756	156.5
7	7	Louis Sharp		NZL		Rodin Motorsport		Tatuus MSV-022	11	<b>18:40.663</b>	7.354	0.573	154.8	6	1:40.741	156.5
8	10	Patrick Heuzenroeder		AUS		JHR Developments		Tatuus MSV-022	11	<b>18:42.469</b>	9.160	1.806	154.5	10	1:40.555	156.8
9	18	Arthur Rogeon		FRA		Rodin Motorsport		Tatuus MSV-022	11	<b>18:45.109</b>	11.800	2.640	154.1	8	1:40.843	156.3
10	20	Jarrold Waberski		ZAF		Elite Motorsport		Tatuus MSV-022	11	<b>18:48.177</b>	14.868	3.068	153.7	6	1:40.985	156.1
11	12	Josh Irfan		GBR		JHR Developments		Tatuus MSV-022	11	<b>18:48.598</b>	15.289	0.421	153.7	5	1:41.076	156.0
12	33	Hugo Schwarze		DEU		Elite Motorsport		Tatuus MSV-022	11	<b>18:49.908</b>	16.599	1.310	153.5	8	1:41.250	155.7
13	3	Noah Ping		USA		VRD by Arden		Tatuus MSV-022	11	<b>18:51.470</b>	18.161	1.562	153.3	8	1:41.209	155.8
14	62	Colin Queen		USA		Fortec Motorsport		Tatuus MSV-022	11	<b>18:54.741</b>	21.432	3.271	152.8	10	1:41.602	155.2
15	32	Shawn Rashid		USA		VRD by Arden		Tatuus MSV-022	11	<b>18:55.051</b>	21.742	0.310	152.8	8	1:41.386	155.5
16	17	Nikita Johnson		USA		VRD by Arden		Tatuus MSV-022	11	<b>18:55.347</b>	22.038	0.296	152.8	6	1:41.326	155.6
17	91	Seb Murray		GBR		Chris Dittmann Racing		Tatuus MSV-022	11	<b>18:55.981</b>	22.672	0.634	152.7	10	1:41.457	155.4
18	5	Javier Sagrera		ESP		Chris Dittmann Racing		Tatuus MSV-022	11	<b>18:56.638</b>	23.329	0.657	152.6	10	1:41.610	155.2
19	15	Aditya Kulkarni		GBR		Hillspeed		Tatuus MSV-022	11	<b>18:59.205</b>	25.896	2.567	152.2	5	1:41.523	155.3
20	41	Edward Pearson		GBR		Fortec Motorsport		Tatuus MSV-022	11	<b>18:59.773</b>	26.464	0.568	152.2	5	1:41.667	155.1
21	55	Flynn Jackes		AUS		Chris Dittmann Racing		Tatuus MSV-022	11	<b>19:00.856</b>	27.547	1.083	152.0	5	1:41.574	155.2

Fastest lap Tymek Kucharczyk in 1:40.179 at 157.4 Km/h in lap 7

Published at:.....

Track Temp: **34.1 °C** Air Temp: **24.7 °C** Humidity: **64 %** Track Status: **DRY**

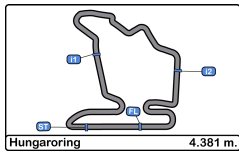
**Race Director:**

Simon Gnana-Pragasam

**Timekeeper:**

Luis Garcia  
 JOB-2654-ESP/M





Hungaroring

GB3

Race - 1

Provisional Results by Category



Clas	Nº	Driver	Nat	Cat	Clas	Team	Nat	Vehicle	Laps	Total Time	Gap	Interval	Km/h	Best	Time	Km/h
1	23	Gerrard Xie		CHN		Hitech Pulse-Eight		Tatuus MSV-022	11	18:33.309			155.8	9	1:40.264	157.3
2	22	Tymek Kucharczyk		POL		Hitech Pulse-Eight		Tatuus MSV-022	11	18:33.832	0.523	0.523	155.7	7	1:40.179	157.4
3	11	John Bennett		GBR		JHR Developments		Tatuus MSV-022	11	18:36.588	3.279	2.756	155.3	10	1:40.409	157.0
4	2	James Hedley		GBR		Rodin Motorsport		Tatuus MSV-022	11	18:38.200	4.891	1.612	155.1	8	1:40.643	156.7
5	21	Will MacIntyre		GBR		Hitech Pulse-Eight		Tatuus MSV-022	11	18:39.152	5.843	0.952	155.0	10	1:40.603	156.7
6	16	McKenzy Cresswell		GBR		Elite Motorsport		Tatuus MSV-022	11	18:40.090	6.781	0.938	154.8	9	1:40.756	156.5
7	7	Louis Sharp		NZL		Rodin Motorsport		Tatuus MSV-022	11	18:40.663	7.354	0.573	154.8	6	1:40.741	156.5
8	10	Patrick Heuzenroeder		AUS		JHR Developments		Tatuus MSV-022	11	18:42.469	9.160	1.806	154.5	10	1:40.555	156.8
9	18	Arthur Rogeon		FRA		Rodin Motorsport		Tatuus MSV-022	11	18:45.109	11.800	2.640	154.1	8	1:40.843	156.3
10	20	Jarrold Waberski		ZAF		Elite Motorsport		Tatuus MSV-022	11	18:48.177	14.868	3.068	153.7	6	1:40.985	156.1
11	12	Josh Irfan		GBR		JHR Developments		Tatuus MSV-022	11	18:48.598	15.289	0.421	153.7	5	1:41.076	156.0
12	33	Hugo Schwarze		DEU		Elite Motorsport		Tatuus MSV-022	11	18:49.908	16.599	1.310	153.5	8	1:41.250	155.7
13	3	Noah Ping		USA		VRD by Arden		Tatuus MSV-022	11	18:51.470	18.161	1.562	153.3	8	1:41.209	155.8
14	62	Colin Queen		USA		Fortec Motorsport		Tatuus MSV-022	11	18:54.741	21.432	3.271	152.8	10	1:41.602	155.2
15	32	Shawn Rashid		USA		VRD by Arden		Tatuus MSV-022	11	18:55.051	21.742	0.310	152.8	8	1:41.386	155.5
16	17	Nikita Johnson		USA		VRD by Arden		Tatuus MSV-022	11	18:55.347	22.038	0.296	152.8	6	1:41.326	155.6
17	91	Seb Murray		GBR		Chris Dittmann Racing		Tatuus MSV-022	11	18:55.981	22.672	0.634	152.7	10	1:41.457	155.4
18	5	Javier Sagrera		ESP		Chris Dittmann Racing		Tatuus MSV-022	11	18:56.638	23.329	0.657	152.6	10	1:41.610	155.2
19	15	Aditya Kulkarni		GBR		Hillspeed		Tatuus MSV-022	11	18:59.205	25.896	2.567	152.2	5	1:41.523	155.3
20	41	Edward Pearson		GBR		Fortec Motorsport		Tatuus MSV-022	11	18:59.773	26.464	0.568	152.2	5	1:41.667	155.1
21	55	Flynn Jackes		AUS		Chris Dittmann Racing		Tatuus MSV-022	11	19:00.856	27.547	1.083	152.0	5	1:41.574	155.2

Fastest lap Tymek Kucharczyk in 1:40.179 at 157.4 Km/h in lap 7

Published at:.....

Track Temp: 34.1 °C Air Temp: 24.7 °C Humidity: 64 % Track Status: DRY

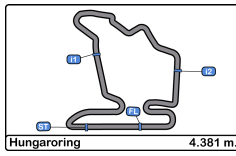
Race Director:

Simon Gnana-Pragasam

Timekeeper:

Luis Garcia  
JOB-2654-ESP/M





Hungaroring

GB3

Race - 1



Provisional Classification by Driver Fastest Lap

Cl	N°	Entrant/Team	Nat	Vehicle	Driver	Nat	Cat	Cl	Laps	Best	Time	Gap	Interval	Km/h
1	22	Hitech Pulse-Eight		Tatuus MSV-022	Tymek Kucharczyk				11	7	1:40.179			157.4
2	23	Hitech Pulse-Eight		Tatuus MSV-022	Gerrard Xie				11	9	1:40.264	0.085	0.085	157.3
3	11	JHR Developments		Tatuus MSV-022	John Bennett				11	10	1:40.409	0.230	0.145	157.0
4	10	JHR Developments		Tatuus MSV-022	Patrick Heuzenroede				11	10	1:40.555	0.376	0.146	156.8
5	21	Hitech Pulse-Eight		Tatuus MSV-022	Will MacIntyre				11	10	1:40.603	0.424	0.048	156.7
6	2	Rodin Motorsport		Tatuus MSV-022	James Hedley				11	8	1:40.643	0.464	0.040	156.7
7	7	Rodin Motorsport		Tatuus MSV-022	Louis Sharp				11	6	1:40.741	0.562	0.098	156.5
8	16	Elite Motorsport		Tatuus MSV-022	McKenzy Cresswell				11	9	1:40.756	0.577	0.015	156.5
9	18	Rodin Motorsport		Tatuus MSV-022	Arthur Rogeon				11	8	1:40.843	0.664	0.087	156.3
10	20	Elite Motorsport		Tatuus MSV-022	Jarrold Waberski				11	6	1:40.985	0.806	0.142	156.1
11	12	JHR Developments		Tatuus MSV-022	Josh Irfan				11	5	1:41.076	0.897	0.091	156.0
12	3	VRD by Arden		Tatuus MSV-022	Noah Ping				11	8	1:41.209	1.030	0.133	155.8
13	33	Elite Motorsport		Tatuus MSV-022	Hugo Schwarze				11	8	1:41.250	1.071	0.041	155.7
14	17	VRD by Arden		Tatuus MSV-022	Nikita Johnson				11	6	1:41.326	1.147	0.076	155.6
15	32	VRD by Arden		Tatuus MSV-022	Shawn Rashid				11	8	1:41.386	1.207	0.060	155.5
16	91	Chris Dittmann Racing		Tatuus MSV-022	Seb Murray				11	10	1:41.457	1.278	0.071	155.4
17	15	Hillspeed		Tatuus MSV-022	Aditya Kulkarni				11	5	1:41.523	1.344	0.066	155.3
18	55	Chris Dittmann Racing		Tatuus MSV-022	Flynn Jackes				11	5	1:41.574	1.395	0.051	155.2
19	62	Fortec Motorsport		Tatuus MSV-022	Colin Queen				11	10	1:41.602	1.423	0.028	155.2
20	5	Chris Dittmann Racing		Tatuus MSV-022	Javier Sagrera				11	10	1:41.610	1.431	0.008	155.2
21	41	Fortec Motorsport		Tatuus MSV-022	Edward Pearson				11	5	1:41.667	1.488	0.057	155.1



Hungaroring

GB3

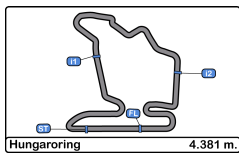
Race - 1

Distance and Speed Average



Clas	Nº	Driver	Nat	Cat	Clas	Team	Nat	Vehicle	Laps	Distance	Total Time	Km/h
1	23	Gerrard Xie		CHN		Hitech Pulse-Eight		Tatuus MSV-022	11	48.19	18:33.309	155.8
2	22	Tymek Kucharczyk		POL		Hitech Pulse-Eight		Tatuus MSV-022	11	48.19	18:33.832	155.7
3	11	John Bennett		GBR		JHR Developments		Tatuus MSV-022	11	48.19	18:36.588	155.3
4	2	James Hedley		GBR		Rodin Motorsport		Tatuus MSV-022	11	48.19	18:38.200	155.1
5	21	Will MacIntyre		GBR		Hitech Pulse-Eight		Tatuus MSV-022	11	48.19	18:39.152	155.0
6	16	McKenzy Cresswell		GBR		Elite Motorsport		Tatuus MSV-022	11	48.19	18:40.090	154.8
7	7	Louis Sharp		NZL		Rodin Motorsport		Tatuus MSV-022	11	48.19	18:40.663	154.8
8	10	Patrick Heuzenroeder		AUS		JHR Developments		Tatuus MSV-022	11	48.19	18:42.469	154.5
9	18	Arthur Rogeon		FRA		Rodin Motorsport		Tatuus MSV-022	11	48.19	18:45.109	154.1
10	20	Jarrold Waberski		ZAF		Elite Motorsport		Tatuus MSV-022	11	48.19	18:48.177	153.7
11	12	Josh Irfan		GBR		JHR Developments		Tatuus MSV-022	11	48.19	18:48.598	153.7
12	33	Hugo Schwarze		DEU		Elite Motorsport		Tatuus MSV-022	11	48.19	18:49.908	153.5
13	3	Noah Ping		USA		VRD by Arden		Tatuus MSV-022	11	48.19	18:51.470	153.3
14	62	Colin Queen		USA		Fortec Motorsport		Tatuus MSV-022	11	48.19	18:54.741	152.8
15	32	Shawn Rashid		USA		VRD by Arden		Tatuus MSV-022	11	48.19	18:55.051	152.8
16	17	Nikita Johnson		USA		VRD by Arden		Tatuus MSV-022	11	48.19	18:55.347	152.8
17	91	Seb Murray		GBR		Chris Dittmann Racing		Tatuus MSV-022	11	48.19	18:55.981	152.7
18	5	Javier Sagrera		ESP		Chris Dittmann Racing		Tatuus MSV-022	11	48.19	18:56.638	152.6
19	15	Aditya Kulkarni		GBR		Hillspeed		Tatuus MSV-022	11	48.19	18:59.205	152.2
20	41	Edward Pearson		GBR		Fortec Motorsport		Tatuus MSV-022	11	48.19	18:59.773	152.2
21	55	Flynn Jackes		AUS		Chris Dittmann Racing		Tatuus MSV-022	11	48.19	19:00.856	152.0





**Hungaroring**  
**GB3**  
**Race - 1**  
**Lap Analysis**



**2** James Hedley Tatuus MSV-022 **7** Louis Sharp Tatuus MSV-022  
Rodin Motorsport Rodin Motorsport

Lap	D	Time	Sector 1	Sector 2	Sector 3	T. Spd	Elapsed	Lap	D	Time	Sector 1	Sector 2	Sector 3	T. Spd	Elapsed
1		1:48.606	42.908	37.511	28.187	180.6	1:48.606	1		1:50.781	43.517	38.846	28.418	186.5	1:50.781
2		1:41.853	37.262	36.494	28.097	216.4	3:30.459	2		1:41.720	37.307	36.252	28.161	217.3	3:32.501
3		1:41.271	37.050	36.101	28.120	216.4	5:11.730	3		1:41.037	36.940	36.034	28.063	216.4	5:13.538
4		1:41.150	37.114	36.067	27.969	215.5	6:52.880	4		1:41.017	36.970	36.027	28.020	216.0	6:54.555
5		1:40.717	36.991	35.851	27.875	216.0	8:33.597	5		1:40.951	37.003	35.938	28.010	216.4	8:35.506
6		1:40.858	36.978	35.974	27.906	215.5	10:14.455	6		1:40.741	36.869	35.884	27.988	216.0	10:16.247
7		1:40.779	37.016	35.898	27.865	216.0	11:55.234	7		1:40.833	36.888	35.954	27.991	217.7	11:57.080
8		1:40.643	36.967	35.747	27.929	216.0	13:35.877	8		1:41.158	37.025	36.141	27.992	218.1	13:38.238
9		1:40.748	36.998	35.878	27.872	215.5	15:16.625	9		1:40.758	36.852	35.949	27.957	216.8	15:18.996
10		1:40.765	36.965	35.954	27.846	216.0	16:57.390	10		1:40.894	36.873	35.991	28.030	216.8	16:59.890
11		1:40.810	37.002	35.980	27.828	215.5	18:38.200	11		1:40.773	36.878	36.029	27.866	216.4	18:40.663

**3** Noah Ping Tatuus MSV-022 **10** Patrick Heuzenroeder Tatuus MSV-022  
VRD by Arden JHR Developments

Lap	D	Time	Sector 1	Sector 2	Sector 3	T. Spd	Elapsed	Lap	D	Time	Sector 1	Sector 2	Sector 3	T. Spd	Elapsed
1		1:52.968	45.216	38.443	29.309	198.8	1:52.968	1		1:51.667	43.738	39.090	28.839	183.3	1:51.667
2		1:43.784	37.950	37.493	28.341	218.6	3:36.752	2		1:42.336	37.728	36.403	28.205	214.7	3:34.003
3		1:42.137	37.347	36.651	28.139	218.6	5:18.889	3		1:41.437	37.218	36.060	28.159	213.4	5:15.440
4		1:41.366	37.396	36.131	27.839	216.8	7:00.255	4		1:41.231	37.255	35.874	28.102	213.4	6:56.671
5		1:41.606	37.430	36.233	27.943	218.6	8:41.861	5		1:41.256	37.282	35.865	28.109	213.4	8:37.927
6		1:41.287	36.962	36.315	28.010	216.4	10:23.148	6		1:40.914	37.120	35.834	27.960	213.0	10:18.841
7		1:41.633	37.166	36.296	28.171	218.6	12:04.781	7		1:40.831	37.041	35.766	28.024	214.2	11:59.672
8		1:41.209	37.049	36.075	28.085	218.1	13:45.990	8		1:40.924	37.181	35.758	27.985	214.2	13:40.596
9		1:41.585	36.926	36.677	27.982	218.6	15:27.575	9		1:40.603	37.051	35.675	27.877	214.2	15:21.199
10		1:41.977	37.209	36.732	28.036	218.6	17:09.552	10		1:40.555	37.029	35.614	27.912	214.7	17:01.754
11		1:41.918	37.473	36.197	28.248	217.3	18:51.470	11		1:40.715	37.106	35.699	27.910	214.7	18:42.469

**5** Javier Sagrera Tatuus MSV-022 **11** John Bennett Tatuus MSV-022  
Chris Dittmann Racing JHR Developments

Lap	D	Time	Sector 1	Sector 2	Sector 3	T. Spd	Elapsed	Lap	D	Time	Sector 1	Sector 2	Sector 3	T. Spd	Elapsed
1		1:54.502	46.437	38.887	29.178	196.7	1:54.502	1		1:48.132	42.792	37.203	28.137	178.2	1:48.132
2		1:44.049	37.647	37.919	28.483	218.6	3:38.551	2		1:41.697	37.232	36.481	27.984	215.5	3:29.829
3		1:42.516	37.513	36.778	28.225	216.8	5:21.067	3		1:41.193	37.049	36.146	27.998	215.5	5:11.022
4		1:42.036	37.363	36.517	28.156	216.4	7:03.103	4		1:41.046	37.124	35.982	27.940	215.1	6:52.068
5		1:41.918	37.275	36.433	28.210	216.4	8:45.021	5		1:40.765	37.081	35.859	27.825	214.7	8:32.833
6		1:42.393	37.793	36.520	28.080	216.4	10:27.414	6		1:40.583	37.046	35.669	27.868	214.7	10:13.416
7		1:41.777	37.146	36.365	28.266	216.4	12:09.191	7		1:40.595	37.037	35.727	27.831	215.5	11:54.011
8		1:42.142	37.174	36.551	28.417	217.3	13:51.333	8		1:40.779	37.030	35.604	28.145	215.5	13:34.790
9		1:42.066	37.154	36.599	28.313	216.0	15:33.399	9		1:40.553	36.999	35.703	27.851	215.1	15:15.343
10		1:41.610	37.297	36.265	28.048	217.3	17:15.009	10		1:40.409	36.977	35.661	27.771	215.1	16:55.752
11		1:41.629	37.188	36.386	28.055	217.3	18:56.638	11		1:40.836	37.116	35.876	27.844	215.1	18:36.588





**Hungaroring**  
**GB3**  
**Race - 1**  
**Lap Analysis**



12

Josh Irfan

Tatuus MSV-022 **17**

Nikita Johnson

Tatuus MSV-022

JHR Developments

VRD by Arden

Lap D	Time	Sector 1	Sector 2	Sector 3	T. Spd	Elapsed	Lap D	Time	Sector 1	Sector 2	Sector 3	T. Spd	Elapsed
1	1:52.228	44.655	38.560	29.013	186.8	1:52.228	1	1:54.269	46.175	38.738	29.356	194.9	1:54.269
2	1:43.675	37.815	37.679	28.181	215.5	3:35.903	2	1:44.573	38.018	37.971	28.584	217.3	3:38.842
3	1:41.785	37.497	36.277	28.011	216.0	5:17.688	3	1:42.572	37.527	36.795	28.250	219.9	5:21.414
4	1:41.407	37.385	36.102	27.920	215.1	6:59.095	4	1:42.008	37.265	36.530	28.213	219.0	7:03.422
5	<b>1:41.076</b>	37.290	<b>35.907</b>	<b>27.879</b>	215.5	8:40.171	5	1:41.907	37.293	36.328	28.286	219.9	8:45.329
6	1:41.365	37.183	36.277	27.905	215.1	10:21.536	6	<b>1:41.326</b>	37.248	<b>35.870</b>	28.208	219.9	10:26.655
7	1:41.495	37.430	36.080	27.985	215.5	12:03.031	7	1:42.027	37.258	36.452	28.317	218.6	12:08.682
8	1:41.222	37.168	36.120	27.934	216.0	13:44.253	8	1:41.664	37.075	36.430	28.159	220.4	13:50.346
9	1:41.428	<b>37.113</b>	36.264	28.051	216.0	15:25.681	9	1:41.668	<b>37.013</b>	36.646	<b>28.009</b>	220.4	15:32.014
10	1:41.304	37.115	36.166	28.023	215.1	17:06.985	10	1:41.519	37.093	36.185	28.241	219.0	17:13.533
11	1:41.613	37.247	36.266	28.100	215.1	18:48.598	11	1:41.814	37.283	36.351	28.180	219.9	18:55.347

15

Aditya Kulkarni

Tatuus MSV-022 **18**

Arthur Rogeon

Tatuus MSV-022

Hillspeed

Rodin Motorsport

Lap D	Time	Sector 1	Sector 2	Sector 3	T. Spd	Elapsed	Lap D	Time	Sector 1	Sector 2	Sector 3	T. Spd	Elapsed
1	1:55.257	46.451	39.620	29.186	196.3	1:55.257	1	1:51.517	43.954	38.745	28.818	189.1	1:51.517
2	1:44.632	37.832	37.701	29.099	215.1	3:39.889	2	1:42.951	38.303	36.461	28.187	213.0	3:34.468
3	1:43.547	38.096	37.127	28.324	216.4	5:23.436	3	1:41.424	37.376	35.982	28.066	214.7	5:15.892
4	1:42.142	37.512	36.352	28.278	214.7	7:05.578	4	1:41.288	37.310	35.911	28.067	214.7	6:57.180
5	<b>1:41.523</b>	<b>37.135</b>	<b>36.179</b>	<b>28.209</b>	215.5	8:47.101	5	1:41.479	37.410	36.083	27.986	214.7	8:38.659
6	1:42.020	37.273	36.501	28.246	216.0	10:29.121	6	1:41.150	37.203	35.898	28.049	214.2	10:19.809
7	1:41.782	37.160	36.403	28.219	216.4	12:10.903	7	1:41.252	37.129	36.157	27.966	214.2	12:01.061
8	1:41.880	37.259	36.364	28.257	216.4	13:52.783	8	<b>1:40.843</b>	37.126	<b>35.800</b>	27.917	214.2	13:41.904
9	1:41.991	37.276	36.431	28.284	216.0	15:34.774	9	1:40.847	37.056	35.906	<b>27.885</b>	214.2	15:22.751
10	1:42.088	37.272	36.435	28.381	215.5	17:16.862	10	1:41.089	<b>37.000</b>	35.995	28.094	214.7	17:03.840
11	1:42.343	37.425	36.581	28.337	216.0	18:59.205	11	1:41.269	37.218	35.996	28.055	214.2	18:45.109

16

McKenzy Cresswell

Tatuus MSV-022 **20**

Jarrold Waberski

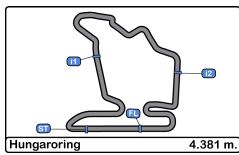
Tatuus MSV-022

Elite Motorsport

Elite Motorsport

Lap D	Time	Sector 1	Sector 2	Sector 3	T. Spd	Elapsed	Lap D	Time	Sector 1	Sector 2	Sector 3	T. Spd	Elapsed
1	1:50.383	43.321	38.775	28.287	184.6	1:50.383	1	1:51.901	44.439	38.593	28.869	187.5	1:51.901
2	1:41.556	37.356	36.166	28.034	214.2	3:31.939	2	1:43.492	37.932	37.454	28.106	216.0	3:35.393
3	1:41.108	37.151	36.033	27.924	216.0	5:13.047	3	1:41.870	37.443	36.394	28.033	216.0	5:17.263
4	1:40.924	37.144	35.826	27.954	215.1	6:53.971	4	1:41.120	37.177	36.075	<b>27.868</b>	215.5	6:58.383
5	1:41.006	37.006	35.984	28.016	215.1	8:34.977	5	1:41.014	37.090	<b>35.999</b>	27.925	215.5	8:39.397
6	1:40.789	37.061	<b>35.798</b>	27.930	215.1	10:15.766	6	<b>1:40.985</b>	<b>37.047</b>	36.003	27.935	216.4	10:20.382
7	1:40.874	<b>36.957</b>	35.872	28.045	216.0	11:56.640	7	1:41.625	37.124	36.429	28.072	217.7	12:02.007
8	1:40.889	37.154	35.805	27.930	216.0	13:37.529	8	1:41.686	37.211	36.321	28.154	216.4	13:43.693
9	<b>1:40.756</b>	37.019	35.908	<b>27.829</b>	216.0	15:18.285	9	1:41.481	37.183	36.253	28.045	215.5	15:25.174
10	1:40.840	37.055	35.926	27.859	216.4	16:59.125	10	1:41.323	37.073	36.177	28.073	215.5	17:06.497
11	1:40.965	37.043	35.903	28.019	216.0	18:40.090	11	1:41.680	37.113	36.398	28.169	215.1	18:48.177





**Hungaroring**  
**GB3**  
**Race - 1**  
**Lap Analysis**



21

Will MacIntyre

Tatuus MSV-022 **32**

Shawn Rashid

Tatuus MSV-022

Hitech Pulse-Eight

VRD by Arden

Lap D	Time	Sector 1	Sector 2	Sector 3	T. Spd	Elapsed	Lap D	Time	Sector 1	Sector 2	Sector 3	T. Spd	Elapsed
1	1:49.453	43.167	37.986	28.300	180.3	1:49.453	1	1:53.347	45.655	38.272	29.420	190.4	1:53.347
2	1:41.800	37.409	36.164	28.227	214.2	3:31.253	2	1:44.504	37.792	38.089	28.623	216.4	3:37.851
3	1:40.942	37.159	35.813	27.970	215.5	5:12.195	3	1:42.402	37.458	36.593	28.351	216.8	5:20.253
4	1:41.121	37.012	35.967	28.142	216.8	6:53.316	4	1:42.012	37.191	36.410	28.411	216.8	7:02.265
5	1:40.795	37.114	35.787	27.894	216.4	8:34.111	5	1:41.779	37.329	36.293	28.157	217.3	8:44.044
6	1:40.862	36.964	35.899	27.999	216.8	10:14.973	6	1:41.694	37.273	36.262	28.159	217.7	10:25.738
7	1:40.985	37.104	35.963	27.918	217.3	11:55.958	7	1:42.301	37.441	36.467	28.393	218.1	12:08.039
8	1:40.694	36.999	35.758	27.937	216.0	13:36.652	8	1:41.386	37.216	36.132	28.038	217.3	13:49.425
9	1:40.730	37.023	35.789	27.918	215.5	15:17.382	9	1:42.157	37.627	36.572	27.958	219.0	15:31.582
10	1:40.603	36.936	35.822	27.845	216.8	16:57.985	10	1:41.620	37.176	36.239	28.205	218.1	17:13.202
11	1:41.167	36.885	36.079	28.203	217.3	18:39.152	11	1:41.849	37.410	36.188	28.251	218.1	18:55.051

22

Tymek Kucharczyk

Tatuus MSV-022 **33**

Hugo Schwarze

Tatuus MSV-022

Hitech Pulse-Eight

Elite Motorsport

Lap D	Time	Sector 1	Sector 2	Sector 3	T. Spd	Elapsed	Lap D	Time	Sector 1	Sector 2	Sector 3	T. Spd	Elapsed
1	1:47.508	42.470	36.936	28.102	180.6	1:47.508	1	1:52.700	45.090	38.402	29.208	192.5	1:52.700
2	1:41.408	37.275	36.261	27.872	215.5	3:28.916	2	1:43.777	37.662	37.730	28.385	216.4	3:36.477
3	1:40.825	37.079	35.925	27.821	216.0	5:09.741	3	1:41.898	37.330	36.538	28.030	216.4	5:18.375
4	1:40.627	36.962	35.800	27.865	216.0	6:50.368	4	1:41.553	37.196	36.372	27.985	216.0	6:59.928
5	1:40.938	37.095	35.995	27.848	216.4	8:31.306	5	1:41.470	37.366	36.230	27.874	215.5	8:41.398
6	1:40.512	36.951	35.818	27.743	216.4	10:11.818	6	1:41.396	37.172	36.104	28.120	215.5	10:22.794
7	1:40.179	36.758	35.668	27.753	216.4	11:51.997	7	1:41.553	37.297	36.138	28.118	216.0	12:04.347
8	1:40.522	36.889	35.814	27.819	216.8	13:32.519	8	1:41.250	37.013	36.198	28.039	216.4	13:45.597
9	1:40.332	36.835	35.802	27.695	216.8	15:12.851	9	1:41.604	37.158	36.438	28.008	216.4	15:27.201
10	1:40.535	36.789	36.011	27.735	216.8	16:53.386	10	1:41.404	37.284	36.200	27.920	215.5	17:08.605
11	1:40.446	36.874	35.774	27.798	216.8	18:33.832	11	1:41.303	37.076	36.209	28.018	215.5	18:49.908

23

Gerrard Xie

Tatuus MSV-022 **41**

Edward Pearson

Tatuus MSV-022

Hitech Pulse-Eight

Fortec Motorsport

Lap D	Time	Sector 1	Sector 2	Sector 3	T. Spd	Elapsed	Lap D	Time	Sector 1	Sector 2	Sector 3	T. Spd	Elapsed
1	1:46.356	42.055	36.273	28.028	175.0	1:46.356	1	1:55.441	46.769	39.604	29.068	200.3	1:55.441
2	1:41.480	37.262	36.218	28.000	214.2	3:27.836	2	1:44.627	37.686	38.032	28.909	219.5	3:40.068
3	1:41.050	37.265	35.943	27.842	215.1	5:08.886	3	1:43.817	37.928	37.560	28.329	220.8	5:23.885
4	1:40.946	37.163	35.850	27.933	214.7	6:49.832	4	1:42.196	37.399	36.613	28.184	219.5	7:06.081
5	1:40.863	37.207	35.839	27.817	214.2	8:30.695	5	1:41.667	37.159	36.310	28.198	219.5	8:47.748
6	1:40.317	37.064	35.574	27.679	214.2	10:11.012	6	1:41.803	37.222	36.433	28.148	218.6	10:29.551
7	1:40.277	36.929	35.698	27.650	215.5	11:51.289	7	1:41.825	37.166	36.502	28.157	219.5	12:11.376
8	1:40.500	37.084	35.725	27.691	216.0	13:31.789	8	1:42.000	37.214	36.546	28.240	219.9	13:53.376
9	1:40.264	36.940	35.686	27.638	215.5	15:12.053	9	1:41.916	37.111	36.429	28.376	219.9	15:35.292
10	1:40.641	36.966	35.827	27.848	216.4	16:52.694	10	1:41.905	37.207	36.598	28.100	219.0	17:17.197
11	1:40.615	36.969	35.607	28.039	215.1	18:33.309	11	1:42.576	37.172	37.209	28.195	220.8	18:59.773





**Hungaroring**  
**GB3**  
**Race - 1**  
**Lap Analysis**



**55**

Flynn Jackes

Tatuus MSV-022

Chris Dittmann Racing

Lap	D	Time	Sector 1	Sector 2	Sector 3	T. Spd	Elapsed
1		1:54.763	46.618	39.056	29.089	190.1	1:54.763
2		1:44.608	37.854	37.987	28.767	217.7	3:39.371
3		1:42.674	37.348	37.053	28.273	216.8	5:22.045
4		1:42.362	37.356	36.619	28.387	216.4	7:04.407
5		<b>1:41.574</b>	37.164	<b>36.242</b>	28.168	216.0	8:45.981
6		1:42.292	37.244	36.957	28.091	216.4	10:28.273
7		1:41.712	37.250	36.356	28.106	216.0	12:09.985
8		1:41.887	37.233	36.412	28.242	216.0	13:51.872
9		1:44.300	<b>37.119</b>	36.432	30.749	216.8	15:36.172
10		1:41.920	37.293	36.562	<b>28.065</b>	216.0	17:18.092
11		1:42.764	37.323	36.907	28.534	216.0	19:00.856

**62**

Colin Queen

Tatuus MSV-022

Fortec Motorsport

Lap	D	Time	Sector 1	Sector 2	Sector 3	T. Spd	Elapsed
1		1:53.605	45.764	38.376	29.465	196.0	1:53.605
2		1:43.910	37.822	37.498	28.590	216.4	3:37.515
3		1:42.344	37.423	36.605	28.316	216.0	5:19.859
4		1:42.035	37.294	36.288	28.453	215.1	7:01.894
5		1:41.789	37.335	36.275	28.179	215.1	8:43.683
6		1:41.783	37.184	36.288	28.311	214.7	10:25.466
7		1:42.023	37.549	36.373	<b>28.101</b>	214.7	12:07.489
8		1:41.647	37.214	<b>36.263</b>	28.170	215.5	13:49.136
9		1:42.115	37.636	36.295	28.184	215.1	15:31.251
10		<b>1:41.602</b>	<b>37.160</b>	36.318	28.124	215.1	17:12.853
11		1:41.888	37.360	36.286	28.242	214.2	18:54.741

**91**

Seb Murray

Tatuus MSV-022

Chris Dittmann Racing

Lap	D	Time	Sector 1	Sector 2	Sector 3	T. Spd	Elapsed
1		1:53.949	45.849	38.701	29.399	199.2	1:53.949
2		1:44.246	37.785	37.809	28.652	219.0	3:38.195
3		1:42.384	37.482	36.597	28.305	219.0	5:20.579
4		1:42.027	37.132	36.481	28.414	219.5	7:02.606
5		1:41.908	37.144	36.449	28.315	219.0	8:44.514
6		1:41.769	37.128	<b>36.180</b>	28.461	218.6	10:26.283
7		1:42.101	37.172	36.553	28.376	218.1	12:08.384
8		1:41.637	37.103	36.394	<b>28.140</b>	219.5	13:50.021
9		1:42.938	<b>37.002</b>	37.665	28.271	218.6	15:32.959
10		<b>1:41.457</b>	37.037	36.195	28.225	217.3	17:14.416
11		1:41.565	37.027	36.337	28.201	217.7	18:55.981







# Hungaroring

## GB3

### Race - 1

#### Analysis by Lap



Num	Lap Time	Gap
<b>Lap 1</b>		
23	1:46.356	
22	1:47.508	01.152
11	1:48.132	01.776
2	1:48.606	02.250
21	1:49.453	03.097
16	1:50.383	04.027
7	1:50.781	04.425
18	1:51.517	05.161
10	1:51.667	05.311
20	1:51.901	05.545
12	1:52.228	05.872
33	1:52.700	06.344
3	1:52.968	06.612
32	1:53.347	06.991
62	1:53.605	07.249
91	1:53.949	07.593
17	1:54.269	07.913
5	1:54.502	08.146
55	1:54.763	08.407
15	1:55.257	08.901
41	1:55.441	09.085

Num	Lap Time	Gap
<b>Lap 2</b>		
23	1:41.480	
22	1:41.408	01.080
11	1:41.697	01.993
2	1:41.853	02.623
21	1:41.800	03.417
16	1:41.556	04.103
7	1:41.720	04.665
10	1:42.336	06.167
18	1:42.951	06.632
20	1:43.492	07.557
12	1:43.675	08.067
33	1:43.777	08.641
3	1:43.784	08.916
62	1:43.910	09.679
32	1:44.504	10.015
91	1:44.246	10.359
5	1:44.049	10.715
17	1:44.573	11.006
55	1:44.608	11.535
15	1:44.632	12.053
41	1:44.627	12.232

Num	Lap Time	Gap
<b>Lap 3</b>		
23	1:41.050	
22	1:40.825	00.855
11	1:41.193	02.136
2	1:41.271	02.844
21	1:40.942	03.309
16	1:41.108	04.161
7	1:41.037	04.652
10	1:41.437	06.554
18	1:41.424	07.006

Num	Lap Time	Gap
20	1:41.870	08.377
12	1:41.785	08.802
33	1:41.898	09.489
3	1:42.137	10.003
62	1:42.344	10.973
32	1:42.402	11.367
91	1:42.384	11.693
5	1:42.516	12.181
17	1:42.572	12.528
55	1:42.674	13.159
15	1:43.547	14.550
41	1:43.817	14.999

Num	Lap Time	Gap
<b>Lap 4</b>		
23	1:40.946	
22	1:40.627	00.536
11	1:41.046	02.236
2	1:41.150	03.048
21	1:41.121	03.484
16	1:40.924	04.139
7	1:41.017	04.723
10	1:41.231	06.839
18	1:41.288	07.348
20	1:41.120	08.551
12	1:41.407	09.263
33	1:41.553	10.096
3	1:41.366	10.423
62	1:42.035	12.062
32	1:42.012	12.433
91	1:42.027	12.774
5	1:42.036	13.271
17	1:42.008	13.590
55	1:42.362	14.575
15	1:42.142	15.746
41	1:42.196	16.249

Num	Lap Time	Gap
<b>Lap 5</b>		
23	1:40.863	
22	1:40.938	00.611
11	1:40.765	02.138
2	1:40.717	02.902
21	1:40.795	03.416
16	1:41.006	04.282
7	1:40.951	04.811
10	1:41.256	07.232
18	1:41.479	07.964
20	1:41.014	08.702
12	1:41.076	09.476
33	1:41.470	10.703
3	1:41.606	11.166
62	1:41.789	12.988
32	1:41.779	13.349
91	1:41.908	13.819
5	1:41.918	14.326
17	1:41.907	14.634
55	1:41.574	15.286
15	1:41.523	16.406

Num	Lap Time	Gap
41	1:41.667	17.053

Num	Lap Time	Gap
<b>Lap 6</b>		
23	1:40.317	
22	1:40.512	00.806
11	1:40.583	02.404
2	1:40.858	03.443
21	1:40.862	03.961
16	1:40.789	04.754
7	1:40.741	05.235
10	1:40.914	07.829
18	1:41.150	08.797
20	1:40.985	09.370
12	1:41.365	10.524
33	1:41.396	11.782
3	1:41.287	12.136
62	1:41.783	14.454
32	1:41.694	14.726
91	1:41.769	15.271
17	1:41.326	15.643
5	1:42.393	16.402
55	1:42.292	17.261
15	1:42.020	18.109
41	1:41.803	18.539

Num	Lap Time	Gap
<b>Lap 7</b>		
23	1:40.277	
22	1:40.179	00.708
11	1:40.595	02.722
2	1:40.779	03.945
21	1:40.985	04.669
16	1:40.874	05.351
7	1:40.833	05.791
10	1:40.831	08.383
18	1:41.252	09.772
20	1:41.625	10.718
12	1:41.495	11.742
33	1:41.553	13.058
3	1:41.633	13.492
62	1:42.023	16.200
32	1:42.301	16.750
91	1:42.101	17.095
17	1:42.027	17.393
5	1:41.777	17.902
55	1:41.712	18.696
15	1:41.782	19.614
41	1:41.825	20.087

Num	Lap Time	Gap
<b>Lap 8</b>		
23	1:40.500	
22	1:40.522	00.730
11	1:40.779	03.001
2	1:40.643	04.088
21	1:40.694	04.863
16	1:40.889	05.740
7	1:41.158	06.449

Num	Lap Time	Gap
10	1:40.924	08.807
18	1:40.843	10.115
20	1:41.686	11.904
12	1:41.222	12.464
33	1:41.250	13.808
3	1:41.209	14.201
62	1:41.647	17.347
32	1:41.386	17.636
91	1:41.637	18.232
17	1:41.664	18.557
5	1:42.142	19.544
55	1:41.887	20.083
15	1:41.880	20.994
41	1:42.000	21.587

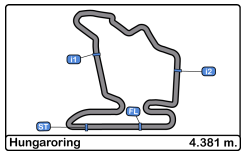
Num	Lap Time	Gap
<b>Lap 9</b>		
23	1:40.264	
22	1:40.332	00.798
11	1:40.553	03.290
2	1:40.748	04.572
21	1:40.730	05.329
16	1:40.756	06.232
7	1:40.758	06.943
10	1:40.603	09.146
18	1:40.847	10.698
20	1:41.481	13.121
12	1:41.428	13.628
33	1:41.604	15.148
3	1:41.585	15.522
62	1:42.115	19.198
32	1:42.157	19.529
17	1:41.668	19.961
91	1:42.938	20.906
5	1:42.066	21.346
15	1:41.991	22.721
41	1:41.916	23.239
55	1:44.300	24.119

Num	Lap Time	Gap
<b>Lap 10</b>		
23	1:40.641	
22	1:40.535	00.692
11	1:40.409	03.058
2	1:40.765	04.696
21	1:40.603	05.291
16	1:40.840	06.431
7	1:40.894	07.196
10	1:40.555	09.060
18	1:41.089	11.146
20	1:41.323	13.803
12	1:41.304	14.291
33	1:41.404	15.911
3	1:41.977	16.858
62	1:41.602	20.159
32	1:41.620	20.508
17	1:41.519	20.839
91	1:41.457	21.722
5	1:41.610	22.315

Num	Lap Time	Gap
15	1:42.088	24.168
41	1:41.905	24.503
55	1:41.920	25.398

Num	Lap Time	Gap
<b>Lap 11</b>		
23	1:40.615	
22	1:40.446	00.523
11	1:40.836	03.279
2	1:40.810	04.891
21	1:41.167	05.843
16	1:40.965	06.781
7	1:40.773	07.354
10	1:40.715	09.160
18	1:41.269	11.800
20	1:41.680	14.868
12	1:41.613	15.289
33	1:41.303	16.599
3	1:41.918	18.161
62	1:41.888	21.432
32	1:41.849	21.742
17	1:41.814	22.038
91	1:41.565	22.672
5	1:41.629	23.329
15	1:42.343	25.896
41	1:42.576	26.464
55	1:42.764	27.547





Hungaroring

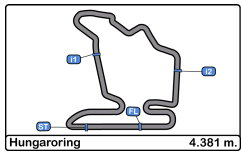
GB3

Race - 1

Best Sectors Results





Sector - 1				Sector - 2				Sector - 3				Ideal Lap vs Best Lap				
Clas	Nº	Driver	Time	Nº	Driver	Time	Nº	Driver	Time	Clas	Nº	Driver	Ideal Lap	Best Lap	Clas	
1	22	Tymek Kucharczyk	36.758	23	Gerrard Xie	35.574	23	Gerrard Xie	27.638	1	22	Tymek Kucharczyk	1:40.121	1:40.179	1	
2	7	Louis Sharp	36.852	11	John Bennett	35.604	22	Tymek Kucharczyk	27.695	2	23	Gerrard Xie	1:40.141	1:40.264	2	
3	21	Will MacIntyre	36.885	10	Patrick Heuzenroeder	35.614	11	John Bennett	27.771	3	11	John Bennett	1:40.352	1:40.409	3	
4	3	Noah Ping	36.926	22	Tymek Kucharczyk	35.668	2	James Hedley	27.828	4	21	Will MacIntyre	1:40.488	1:40.603	5	
5	23	Gerrard Xie	36.929	2	James Hedley	35.747	16	McKenzy Cresswell	27.829	5	10	Patrick Heuzenroeder	1:40.520	1:40.555	4	
6	16	McKenzy Cresswell	36.957	21	Will MacIntyre	35.758	3	Noah Ping	27.839	6	2	James Hedley	1:40.540	1:40.643	6	
7	2	James Hedley	36.965	16	McKenzy Cresswell	35.798	21	Will MacIntyre	27.845	7	16	McKenzy Cresswell	1:40.584	1:40.756	8	
8	11	John Bennett	36.977	18	Arthur Rogeon	35.800	7	Louis Sharp	27.866	8	7	Louis Sharp	1:40.602	1:40.741	7	
9	18	Arthur Rogeon	37.000	17	Nikita Johnson	35.870	20	Jarrold Waberski	27.868	9	18	Arthur Rogeon	1:40.685	1:40.843	9	
10	91	Seb Murray	37.002	7	Louis Sharp	35.884	33	Hugo Schwarze	27.874	10	3	Noah Ping	1:40.840	1:41.209	12	
11	17	Nikita Johnson	37.013	12	Josh Irfan	35.907	10	Patrick Heuzenroeder	27.877	11	17	Nikita Johnson	1:40.892	1:41.326	14	
12	33	Hugo Schwarze	37.013	20	Jarrold Waberski	35.999	12	Josh Irfan	27.879	12	12	Josh Irfan	1:40.899	1:41.076	11	
13	10	Patrick Heuzenroeder	37.029	3	Noah Ping	36.075	18	Arthur Rogeon	27.885	13	20	Jarrold Waberski	1:40.914	1:40.985	10	
14	20	Jarrold Waberski	37.047	33	Hugo Schwarze	36.104	32	Shawn Rashid	27.958	14	33	Hugo Schwarze	1:40.991	1:41.250	13	
15	41	Edward Pearson	37.111	32	Shawn Rashid	36.132	17	Nikita Johnson	28.009	15	32	Shawn Rashid	1:41.266	1:41.386	15	
16	12	Josh Irfan	37.113	15	Aditya Kulkarni	36.179	5	Javier Sagrera	28.048	16	91	Seb Murray	1:41.322	1:41.457	16	
17	55	Flynn Jackes	37.119	91	Seb Murray	36.180	55	Flynn Jackes	28.065	17	55	Flynn Jackes	1:41.426	1:41.574	18	
18	15	Aditya Kulkarni	37.135	55	Flynn Jackes	36.242	41	Edward Pearson	28.100	18	5	Javier Sagrera	1:41.459	1:41.610	20	
19	5	Javier Sagrera	37.146	62	Colin Queen	36.263	62	Colin Queen	28.101	19	41	Edward Pearson	1:41.521	1:41.667	21	
20	62	Colin Queen	37.160	5	Javier Sagrera	36.265	91	Seb Murray	28.140	20	15	Aditya Kulkarni	1:41.523	1:41.523	17	
21	32	Shawn Rashid	37.176	41	Edward Pearson	36.310	15	Aditya Kulkarni	28.209	21	62	Colin Queen	1:41.524	1:41.602	19	



**Hungaroring**  
**GB3**  
**Race - 1**  
**Leader Sequence**



N°	Driver	Nat	Cat	Clas	Team	Nat	Vehicle	Start Lap	End Lap	Laps	Total Laps
23	Gerrard Xie	 CHN			Hitech Pulse-Eight	 GBR	Tatuus MSV-022	1	11	11	11



Hungaroring

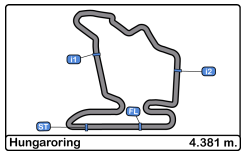
GB3

Race - 1

Best 5 Lap Times



Cls	N°	Driver	Nat	Cat	Cls	Team	Nat	Vehicle	Best 1		Best 2		Best 3		Best 4		Best 5	
									Time	Lap	Time	Lap	Time	Lap	Time	Lap	Time	Lap
1	22	Tymek Kucharczyk		POL		Hitech Pulse-Eight		Tatuus MSV-022	1:40.179	7	1:40.332	9	1:40.446	11	1:40.512	6	1:40.522	8
2	23	Gerrard Xie		CHN		Hitech Pulse-Eight		Tatuus MSV-022	1:40.264	9	1:40.277	7	1:40.317	6	1:40.500	8	1:40.615	11
3	11	John Bennett		GBR		JHR Developments		Tatuus MSV-022	1:40.409	10	1:40.553	9	1:40.583	6	1:40.595	7	1:40.765	5
4	10	Patrick Heuzenroeder		AUS		JHR Developments		Tatuus MSV-022	1:40.555	10	1:40.603	9	1:40.715	11	1:40.831	7	1:40.914	6
5	21	Will MacIntyre		GBR		Hitech Pulse-Eight		Tatuus MSV-022	1:40.603	10	1:40.694	8	1:40.730	9	1:40.795	5	1:40.862	6
6	2	James Hedley		GBR		Rodin Motorsport		Tatuus MSV-022	1:40.643	8	1:40.717	5	1:40.748	9	1:40.765	10	1:40.779	7
7	7	Louis Sharp		NLD		Rodin Motorsport		Tatuus MSV-022	1:40.741	6	1:40.758	9	1:40.773	11	1:40.833	7	1:40.894	10
8	16	McKenzy Cresswell		GBR		Elite Motorsport		Tatuus MSV-022	1:40.756	9	1:40.789	6	1:40.840	10	1:40.874	7	1:40.889	8
9	18	Arthur Rogeon		FRA		Rodin Motorsport		Tatuus MSV-022	1:40.843	8	1:40.847	9	1:41.089	10	1:41.150	6	1:41.252	7
10	20	Jarrod Waberski		ZAF		Elite Motorsport		Tatuus MSV-022	1:40.985	6	1:41.014	5	1:41.120	4	1:41.323	10	1:41.481	9
11	12	Josh Irfan		GBR		JHR Developments		Tatuus MSV-022	1:41.076	5	1:41.222	8	1:41.304	10	1:41.365	6	1:41.407	4
12	3	Noah Ping		USA		VRD by Arden		Tatuus MSV-022	1:41.209	8	1:41.287	6	1:41.366	4	1:41.585	9	1:41.606	5
13	33	Hugo Schwarze		DEU		Elite Motorsport		Tatuus MSV-022	1:41.250	8	1:41.303	11	1:41.396	6	1:41.404	10	1:41.470	5
14	17	Nikita Johnson		USA		VRD by Arden		Tatuus MSV-022	1:41.326	6	1:41.519	10	1:41.664	8	1:41.668	9	1:41.814	11
15	32	Shawn Rashid		USA		VRD by Arden		Tatuus MSV-022	1:41.386	8	1:41.620	10	1:41.694	6	1:41.779	5	1:41.849	11
16	91	Seb Murray		GBR		Chris Dittmann Racing		Tatuus MSV-022	1:41.457	10	1:41.565	11	1:41.637	8	1:41.769	6	1:41.908	5
17	15	Aditya Kulkarni		GBR		Hillspeed		Tatuus MSV-022	1:41.523	5	1:41.782	7	1:41.880	8	1:41.991	9	1:42.020	6
18	55	Flynn Jackes		AUS		Chris Dittmann Racing		Tatuus MSV-022	1:41.574	5	1:41.712	7	1:41.887	8	1:41.920	10	1:42.292	6
19	62	Colin Queen		USA		Fortec Motorsport		Tatuus MSV-022	1:41.602	10	1:41.647	8	1:41.783	6	1:41.789	5	1:41.888	11
20	5	Javier Sagrera		ESP		Chris Dittmann Racing		Tatuus MSV-022	1:41.610	10	1:41.629	11	1:41.777	7	1:41.918	5	1:42.036	4
21	41	Edward Pearson		GBR		Fortec Motorsport		Tatuus MSV-022	1:41.667	5	1:41.803	6	1:41.825	7	1:41.905	10	1:41.916	9



Hungaroring

GB3

Race - 1

Best 5 Top Speeds



Clas	Nº	Driver	Nat	Cat	Cls	Team	Nat	Vehicle	Top 1		Top 2		Top 3		Top 4		Top 5		Avg
									Km/h	Lap	Km/h	Lap	Km/h	Lap	Km/h	Lap	Km/h	Lap	
1	41	Edward Pearson				Fortec Motorsport		Tatuus MSV-022	220.8	3	220.8	11	219.9	8	219.9	9	219.5	2	220.2
2	17	Nikita Johnson				VRD by Arden		Tatuus MSV-022	220.4	8	220.4	9	219.9	3	219.9	5	219.9	6	220.1
3	91	Seb Murray				Chris Dittmann Racing		Tatuus MSV-022	219.5	4	219.5	8	219.0	2	219.0	3	219.0	5	219.2
4	32	Shawn Rashid				VRD by Arden		Tatuus MSV-022	219.0	9	218.1	7	218.1	10	218.1	11	217.7	6	218.2
5	3	Noah Ping				VRD by Arden		Tatuus MSV-022	218.6	2	218.6	3	218.6	5	218.6	7	218.6	9	218.6
6	5	Javier Sagrera				Chris Dittmann Racing		Tatuus MSV-022	218.6	2	217.3	8	217.3	10	217.3	11	216.8	3	217.4
7	7	Louis Sharp				Rodin Motorsport		Tatuus MSV-022	218.1	8	217.7	7	217.3	2	216.8	9	216.8	10	217.3
8	20	Jarrold Waberski				Elite Motorsport		Tatuus MSV-022	217.7	7	216.4	6	216.4	8	216.0	2	216.0	3	216.5
9	55	Flynn Jackes				Chris Dittmann Racing		Tatuus MSV-022	217.7	2	216.8	3	216.8	9	216.4	4	216.4	6	216.8
10	21	Will MacIntyre				Hitech Pulse-Eight		Tatuus MSV-022	217.3	7	217.3	11	216.8	4	216.8	6	216.8	10	217.0
11	22	Tymek Kucharczyk				Hitech Pulse-Eight		Tatuus MSV-022	216.8	8	216.8	9	216.8	10	216.8	11	216.4	5	216.7
12	2	James Hedley				Rodin Motorsport		Tatuus MSV-022	216.4	2	216.4	3	216.0	5	216.0	7	216.0	8	216.1
13	15	Aditya Kulkarni				Hillspeed		Tatuus MSV-022	216.4	3	216.4	7	216.4	8	216.0	6	216.0	9	216.2
14	16	McKenzy Cresswell				Elite Motorsport		Tatuus MSV-022	216.4	10	216.0	3	216.0	7	216.0	8	216.0	9	216.0
15	23	Gerrard Xie				Hitech Pulse-Eight		Tatuus MSV-022	216.4	10	216.0	8	215.5	7	215.5	9	215.1	3	215.7
16	33	Hugo Schwarze				Elite Motorsport		Tatuus MSV-022	216.4	2	216.4	3	216.4	8	216.4	9	216.0	4	216.3
17	62	Colin Queen				Fortec Motorsport		Tatuus MSV-022	216.4	2	216.0	3	215.5	8	215.1	4	215.1	5	215.6
18	12	Josh Irfan				JHR Developments		Tatuus MSV-022	216.0	3	216.0	8	216.0	9	215.5	2	215.5	5	215.8
19	11	John Bennett				JHR Developments		Tatuus MSV-022	215.5	2	215.5	3	215.5	7	215.5	8	215.1	4	215.4
20	10	Patrick Heuzenroeder				JHR Developments		Tatuus MSV-022	214.7	2	214.7	10	214.7	11	214.2	7	214.2	8	214.5
21	18	Arthur Rogeon				Rodin Motorsport		Tatuus MSV-022	214.7	3	214.7	4	214.7	5	214.7	10	214.2	6	214.6



Hungaroring

GB3

Race - 1

Fastest Laps Sequence



Lap	Time of Day	Session Time	Nº Driver	Nat	Cat	Team	Nat	Vehicle	Time	Km/h
2	18:07:12.978	3:27.978	23 Gerrard Xie		CHN	Hitech Pulse-Eight		Tatuus MSV-022	1:41.480	155.4
2	18:07:14.059	3:29.059	22 Tymek Kucharczyk		POL	Hitech Pulse-Eight		Tatuus MSV-022	1:41.408	155.5
3	18:08:54.028	5:09.028	23 Gerrard Xie		CHN	Hitech Pulse-Eight		Tatuus MSV-022	1:41.050	156.0
3	18:08:54.884	5:09.884	22 Tymek Kucharczyk		POL	Hitech Pulse-Eight		Tatuus MSV-022	1:40.825	156.4
4	18:10:35.510	6:50.510	22 Tymek Kucharczyk		POL	Hitech Pulse-Eight		Tatuus MSV-022	1:40.627	156.7
6	18:13:56.154	10:11.154	23 Gerrard Xie		CHN	Hitech Pulse-Eight		Tatuus MSV-022	1:40.317	157.2
7	18:15:36.431	11:51.431	23 Gerrard Xie		CHN	Hitech Pulse-Eight		Tatuus MSV-022	1:40.277	157.2
7	18:15:37.140	11:52.140	22 Tymek Kucharczyk		POL	Hitech Pulse-Eight		Tatuus MSV-022	1:40.179	157.4



Hungaroring

GB3

Race - 1

Event Best Maximum Speed



Nº	Driver	Nat	Cat	Clas	Team	Nat	Vehicle	Km/h	Session
10	Patrick Heuzenroeder	AUS			JHR Developments	GBR	Tatuus MSV-022	222.2	Free Practice - 1
32	Shawn Rashid	USA			VRD by Arden	GBR	Tatuus MSV-022	221.3	Private test - 1
23	Gerrard Xie	CHN			Hitech Pulse-Eight	GBR	Tatuus MSV-022	221.3	Free Practice - 2
3	Noah Ping	USA			VRD by Arden	GBR	Tatuus MSV-022	220.8	Free Practice - 1
41	Edward Pearson	GBR			Fortec Motorsport	GBR	Tatuus MSV-022	220.8	Free Practice - 1
21	Will MacIntyre	GBR			Hitech Pulse-Eight	GBR	Tatuus MSV-022	220.8	Free Practice - 1
22	Tymek Kucharczyk	POL			Hitech Pulse-Eight	GBR	Tatuus MSV-022	220.8	Free Practice - 2
33	Hugo Schwarze	DEU			Elite Motorsport	GBR	Tatuus MSV-022	220.4	Private test - 2
91	Seb Murray	GBR			Chris Dittmann Racing	GBR	Tatuus MSV-022	220.4	Free Practice - 1
17	Nikita Johnson	USA			VRD by Arden	GBR	Tatuus MSV-022	220.4	Race - 1
15	Aditya Kulkarni	GBR			Hillspeed	GBR	Tatuus MSV-022	219.9	Free Practice - 1
20	Jarrod Waberski	ZAF			Elite Motorsport	GBR	Tatuus MSV-022	219.9	Free Practice - 1
7	Louis Sharp	NZL			Rodin Motorsport	GBR	Tatuus MSV-022	219.9	Free Practice - 1
11	John Bennett	GBR			JHR Developments	GBR	Tatuus MSV-022	219.9	Free Practice - 2
16	McKenzy Cresswell	GBR			Elite Motorsport	GBR	Tatuus MSV-022	219.5	Free Practice - 1
2	James Hedley	GBR			Rodin Motorsport	GBR	Tatuus MSV-022	219.5	Free Practice - 1
62	Colin Queen	USA			Fortec Motorsport	GBR	Tatuus MSV-022	219.5	Free Practice - 1
12	Josh Irfan	GBR			JHR Developments	GBR	Tatuus MSV-022	219.5	Free Practice - 2
18	Arthur Rogeon	FRA			Rodin Motorsport	GBR	Tatuus MSV-022	219.5	Free Practice - 2
55	Flynn Jackes	AUS			Chris Dittmann Racing	GBR	Tatuus MSV-022	219.0	Free Practice - 1
5	Javier Sagrera	ESP			Chris Dittmann Racing	GBR	Tatuus MSV-022	218.6	Race - 1
77	Javier Sagrera	ESP			Chris Dittmann Racing	GBR	Tatuus MSV-022	217.7	Private test - 1
67	James Hedley	GBR			Rodin Motorsport	GBR	Tatuus MSV-022	217.3	Private test - 1



**Hungaroring**  
**GB3**  
**Race - 1**  
**Lap Chart**

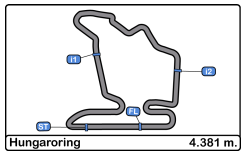


**LAP**

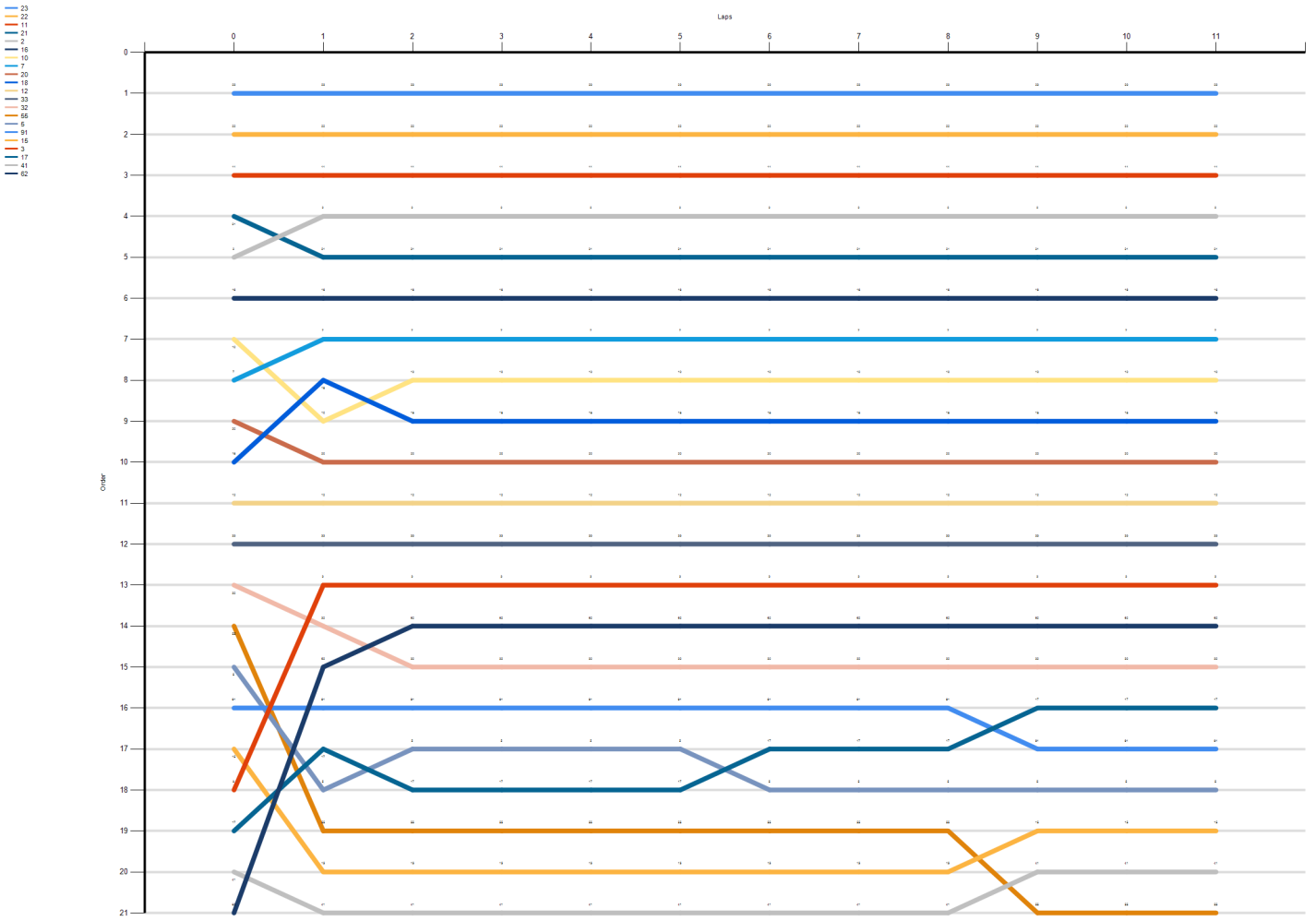
Nr	Pos	Grid	1	2	3	4	5	6	7	8	9	10	11
23	1	23	23	23	23	23	23	23	23	23	23	23	23
22	2	22	22	22	22	22	22	22	22	22	22	22	22
11	3	11	11	11	11	11	11	11	11	11	11	11	11
21	4	21	2	2	2	2	2	2	2	2	2	2	2
2	5	2	21	21	21	21	21	21	21	21	21	21	21
16	6	16	16	16	16	16	16	16	16	16	16	16	16
10	7	10	7	7	7	7	7	7	7	7	7	7	7
7	8	7	18	10	10	10	10	10	10	10	10	10	10
20	9	20	10	18	18	18	18	18	18	18	18	18	18
18	10	18	20	20	20	20	20	20	20	20	20	20	20
12	11	12	12	12	12	12	12	12	12	12	12	12	12
33	12	33	33	33	33	33	33	33	33	33	33	33	33
32	13	32	3	3	3	3	3	3	3	3	3	3	3
55	14	55	32	62	62	62	62	62	62	62	62	62	62
5	15	5	62	32	32	32	32	32	32	32	32	32	32
91	16	91	91	91	91	91	91	91	91	91	17	17	17
15	17	15	17	5	5	5	5	17	17	17	91	91	91
3	18	3	5	17	17	17	17	5	5	5	5	5	5
17	19	17	55	55	55	55	55	55	55	55	15	15	15
41	20	41	15	15	15	15	15	15	15	15	41	41	41
62	21	62	41	41	41	41	41	41	41	41	55	55	55

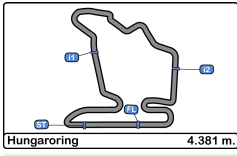






**Hungaroring**  
**GB3**  
**Race - 1**  
**Graphic Lap Chart**



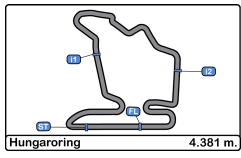


Hungaroring  
GB3  
Race - 1  
Pit Stop Analysis



Or d.	Nr.	In Day	Time	Team	Nat	Driver 1	Nat	Driver 2	Nat	Vehicle	Cat	In Time	Stop N°	Pit Time	Handicap	Diff.
----------	-----	--------	------	------	-----	----------	-----	----------	-----	---------	-----	---------	---------	----------	----------	-------

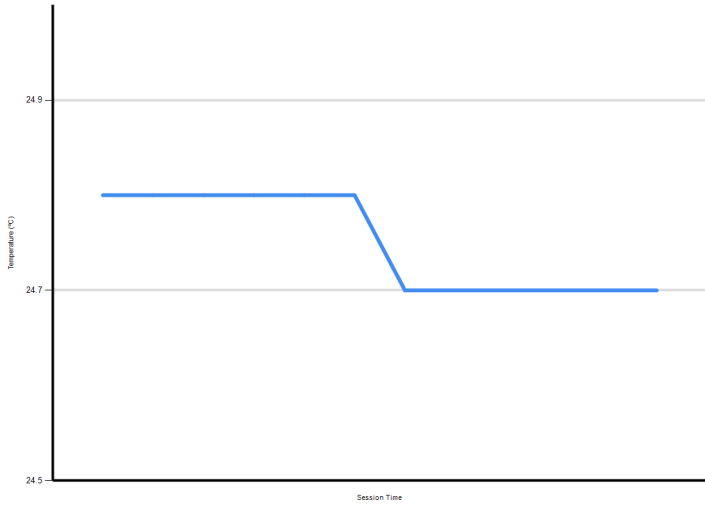




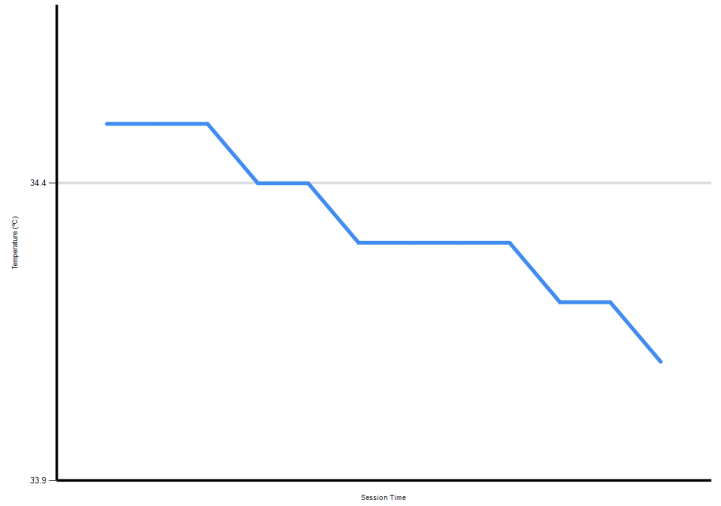
**Hungaroring**  
**GB3**  
**Race - 1**  
**Weather Report**



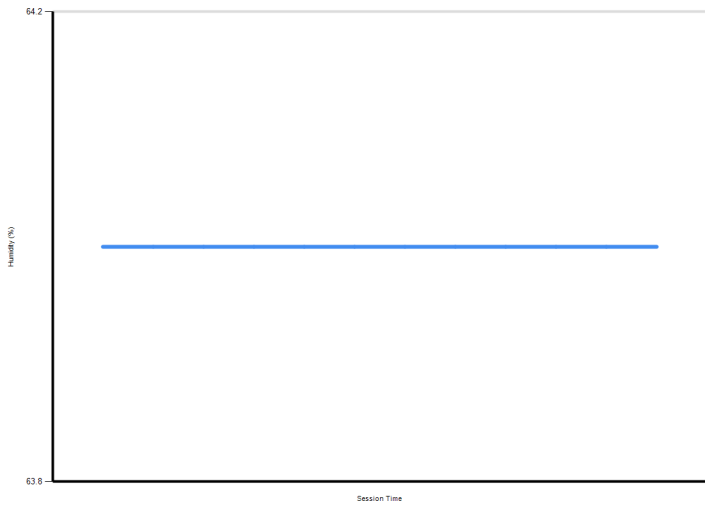
Air Temperature



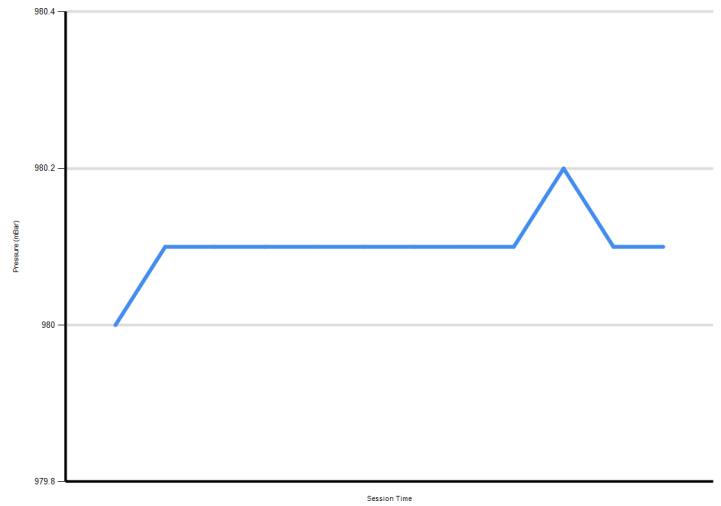
Track Temperature



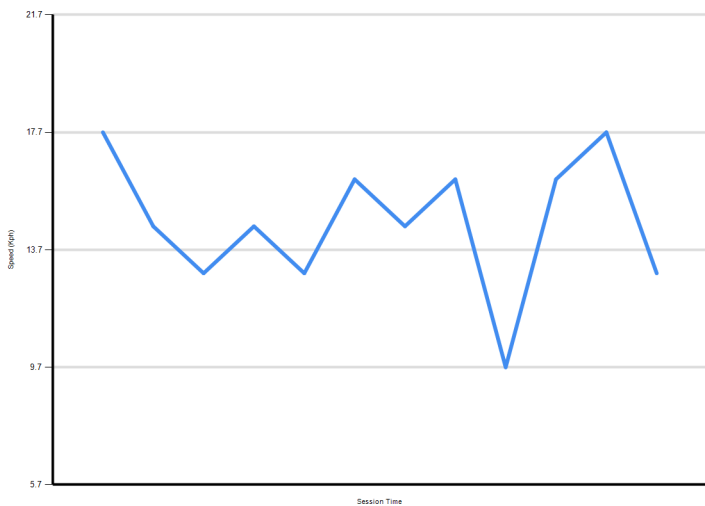
Humidity



Pressure



Wind Speed



Wind direction

